



US00D778484S

(12) **United States Design Patent** (10) **Patent No.:** **US D778,484 S**
Guzzini (45) **Date of Patent:** **** Feb. 7, 2017**

(54) **RECESSED DOWNLIGHTS FOR INDOOR USE**

(71) Applicant: **Iguzzini Illuminazione S.P.A.**, Recanati (IT)

(72) Inventor: **Adolfo Guzzini**, Recanati (IT)

(73) Assignee: **Iguzzini Illuminazione S.P.A.**, Recanati (IT)

(**) Term: **15 Years**

(21) Appl. No.: **29/542,192**

(22) Filed: **Oct. 12, 2015**

(30) **Foreign Application Priority Data**

Apr. 10, 2015 (EM) 002679282-0046

(51) **LOC (10) Cl.** **26-05**

(52) **U.S. Cl.**
USPC **D26/74**

(58) **Field of Classification Search**

USPC D26/74, 72, 75, 76, 77, 78, 85, 88, 89,
D26/118, 138, 141; 362/364, 365, 373,
362/145, 146, 147, 148, 150, 153, 153.1,
362/294, 296.01, 296.07, 296.08
CPC F21V 29/2262; F21V 7/06; F21V 21/044;
F21V 21/047; F21V 29/2212; F21V
29/2225; F21V 29/2256; F21V 29/225;
F21V 29/2268; F21Y 2111/002; F21S
8/02; F21S 8/026

See application file for complete search history.

(56) **References Cited**

U.S. PATENT DOCUMENTS

D326,537 S *	5/1992	Gattari	D26/74
D326,729 S *	6/1992	Gattari	D26/74
D591,894 S *	5/2009	Flank	D26/74
D656,262 S *	3/2012	Yoshinobu	D26/74
D656,263 S *	3/2012	Ogawa	D26/74
D672,899 S *	12/2012	Van De Ven	D26/74
D679,044 S *	3/2013	Jeswani	D26/74
D691,315 S *	10/2013	Samson	D26/74
D700,387 S *	2/2014	Snell	D26/74
D705,472 S *	5/2014	Huh	D26/74
D710,047 S *	7/2014	Hildebrandt	D26/74
D714,989 S *	10/2014	Rowlette, Jr.	D26/74
D726,949 S *	4/2015	Redfern	D26/74

* cited by examiner

Primary Examiner — Angela J Lee

(74) *Attorney, Agent, or Firm* — Stetina Brunda Garred & Brucker

(57) **CLAIM**

The ornamental design for recessed downlights for indoor use, as shown and described.

DESCRIPTION

FIG. 1 is a front perspective view of the recessed downlights for indoor use of the present invention showing my new design;

FIG. 2 is a front view thereof;

FIG. 3 is a right view thereof;

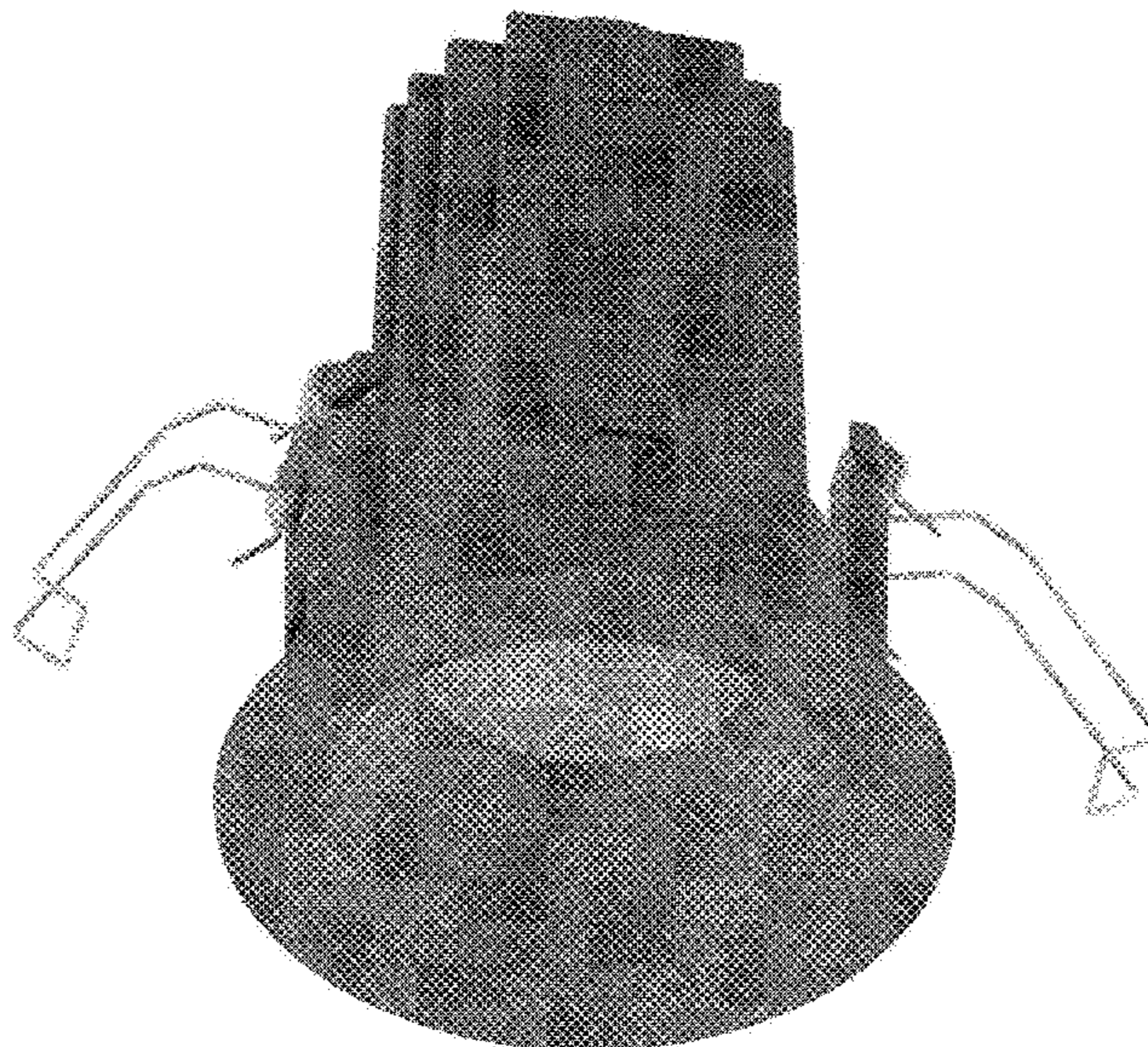
FIG. 4 is a left view thereof;

FIG. 5 is a back view thereof;

FIG. 6 is a top view thereof; and,

FIG. 7 is a bottom view thereof.

1 Claim, 7 Drawing Sheets






FIG. 1




FIG. 2




FIG. 3




FIG. 4




FIG. 5




FIG. 6




FIG. 7