



US00D778472S

(12) **United States Design Patent** (10) **Patent No.:** **US D778,472 S**  
**Ahn et al.** (45) **Date of Patent:** **\*\* Feb. 7, 2017**

(54) **AUTONOMOUS VEHICLE TAILLAMP**  
(71) Applicant: **Google Inc.**, Mountain View, CA (US)  
(72) Inventors: **YooJung Ahn**, Mountain View, CA (US); **Philipp Haban**, San Francisco, CA (US)  
(73) Assignee: **Google Inc.**, Mountain View, CA (US)  
(\*\*) Term: **15 Years**  
(21) Appl. No.: **29/546,573**  
(22) Filed: **Nov. 24, 2015**

D456,312 S 4/2002 Leutz  
D457,115 S 5/2002 Mahoney et al.  
D459,764 S 7/2002 Hoelzel et al.  
D466,458 S 12/2002 Murkett  
D467,849 S 12/2002 Murkett  
(Continued)

**OTHER PUBLICATIONS**

McFadden, Colin-Druce, "Autonomous car concept swaps steering wheel for gesture controls", <<http://www.dvice.com/2014-3-12/autonomous-car-concept-swaps-steering-wheel-gesture-controls>>, Mar. 12, 2014.

(Continued)

*Primary Examiner* — Marcus Jackson  
(74) *Attorney, Agent, or Firm* — Lerner, David, Littenberg, Krumholz & Mentlik, LLP

**Related U.S. Application Data**

(62) Division of application No. 29/491,730, filed on May 23, 2014, now Pat. No. Des. 748,302.  
(51) **LOC (10) Cl.** ..... **26-06**  
(52) **U.S. Cl.**  
USPC ..... **D26/28**  
(58) **Field of Classification Search**  
USPC ..... D26/28–36; 362/80–83, 267–269, 362/459–468, 475–478, 485–487  
CPC ..... F21S 48/00; F21S 48/10; F21S 48/115; F21S 48/225; F21S 48/1233; F21S 48/1266; F21S 48/1388; F21S 48/2268; F21V 21/04  
See application file for complete search history.

(57) **CLAIM**

The ornamental design for an autonomous vehicle taillamp, as shown and described.

**DESCRIPTION**

FIG. 1 is a front perspective view of an autonomous vehicle taillamp according to our design;  
FIG. 2 is a front elevation view thereof;  
FIG. 3 is a back elevation view thereof;  
FIG. 4 is a right side elevation view thereof;  
FIG. 5 is a left side elevation view thereof;  
FIG. 6 is a top elevation view thereof; and,  
FIG. 7 is a bottom elevation view thereof.

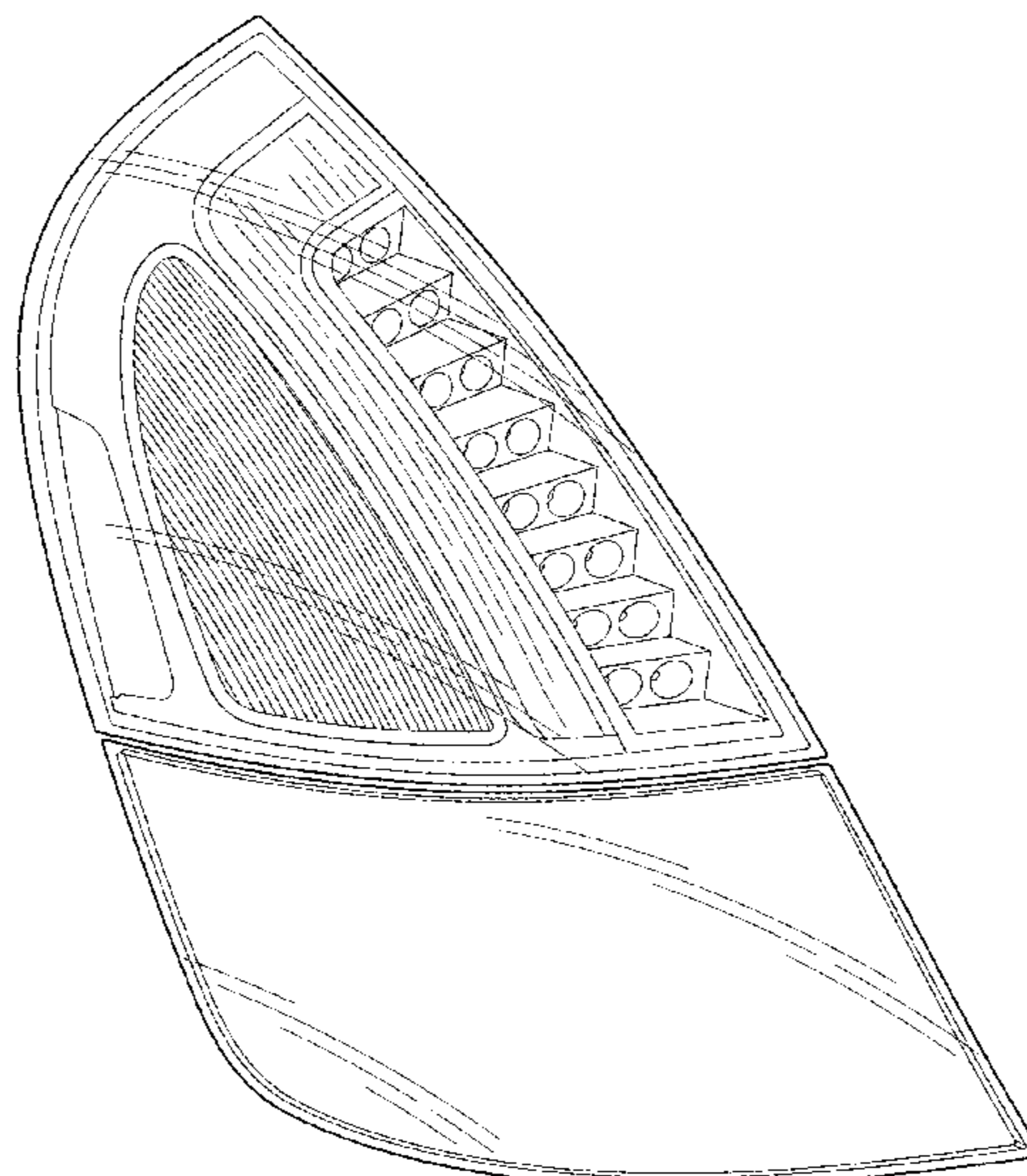
The embodiment illustrates the autonomous vehicle taillamp arranged for use on a first side of a vehicle. Another embodiment encompassed by this design include the autonomous vehicle taillamp on an opposite side of the vehicle, wherein such embodiment is a mirror image of the first side. Broken lines are environmental only and form no part of the claimed design.

**1 Claim, 5 Drawing Sheets**

(56) **References Cited**

**U.S. PATENT DOCUMENTS**

D282,923 S 3/1986 Soederberg  
D294,365 S 2/1988 Nishibori et al.  
D323,901 S 2/1992 Falck et al.  
D409,772 S \* 5/1999 Bangle ..... D26/28  
D411,814 S 7/1999 Chibuka et al.  
D418,471 S 1/2000 Gabath  
D421,588 S 3/2000 Kitamura  
D447,191 S 8/2001 Hoelzel et al.



(56)

References Cited

U.S. PATENT DOCUMENTS

6,530,251 B1 3/2003 Dimig  
 D472,863 S 4/2003 Carroll  
 D476,340 S 6/2003 Niebuhr et al.  
 D515,489 S 2/2006 Tokutake  
 D520,428 S 5/2006 Iwanaga et al.  
 D526,429 S 8/2006 Hovind et al.  
 D528,490 S 9/2006 Schumaker  
 D546,986 S 7/2007 Platto et al.  
 D553,269 S 10/2007 Pfeiffer et al.  
 D556,111 S 11/2007 Levy  
 D556,662 S 12/2007 Murkett  
 D559,734 S 1/2008 Sinkwitz  
 D564,432 S 3/2008 Pfeiffer  
 D568,792 S 5/2008 Moushegian et al.  
 D582,824 S 12/2008 Kobayashi  
 D586,020 S 2/2009 Hsu  
 D592,102 S 5/2009 Kim  
 D592,336 S 5/2009 Hsu  
 7,537,256 B2 5/2009 Gates et al.  
 D594,383 S 6/2009 Lo et al.  
 D596,323 S 7/2009 Ishizuka et al.  
 D601,072 S 9/2009 Giachin  
 D603,296 S 11/2009 Zhou et al.  
 D603,306 S 11/2009 Jung et al.  
 D608,263 S 1/2010 Truebsbach  
 D613,220 S 4/2010 Ikeda et al.  
 D615,905 S 5/2010 Arnell  
 D619,931 S 7/2010 Arnell  
 D625,445 S 10/2010 Takahashi et al.  
 D629,717 S 12/2010 Artioli  
 D633,839 S 3/2011 Matei et al.  
 D634,686 S 3/2011 Matei et al.  
 D636,317 S 4/2011 Matei et al.  
 D638,338 S 5/2011 Huet  
 D644,975 S 9/2011 Kumai et al.  
 D649,910 S 12/2011 Mullen  
 D651,132 S 12/2011 Lambri et al.  
 D655,836 S 3/2012 Lee et al.  
 D660,211 S 5/2012 Ikuma et al.  
 D663,665 S 7/2012 Hakamata et al.  
 D671,452 S 11/2012 Fernandez Isoird

D671,453 S 11/2012 Fernandez Isoird  
 D675,353 S \* 1/2013 Kazama ..... D26/28  
 D675,961 S 2/2013 Nagafuchi et al.  
 D676,359 S 2/2013 Panoz et al.  
 D681,529 S 5/2013 Minami et al.  
 D682,172 S 5/2013 Peltola et al.  
 D684,091 S 6/2013 Frenzel et al.  
 D693,270 S 11/2013 Burki et al.  
 D693,272 S 11/2013 Burki et al.  
 D695,178 S 12/2013 Tada et al.  
 D695,179 S 12/2013 Tada et al.  
 D695,661 S 12/2013 Asano et al.  
 D695,663 S 12/2013 Suga et al.  
 D695,664 S 12/2013 Suga et al.  
 D696,172 S 12/2013 Kawasaki et al.  
 D696,444 S \* 12/2013 Ishizuka ..... D26/28  
 D696,999 S 1/2014 Suga et al.  
 D698,717 S 2/2014 Kobayashi  
 D700,104 S 2/2014 Malachowski  
 D706,191 S 6/2014 Choi et al.  
 D706,692 S 6/2014 Wheel et al.  
 D710,264 S 8/2014 Watkins et al.  
 D716,206 S 10/2014 Thole et al.  
 D718,197 S 11/2014 Chen  
 D718,695 S 12/2014 Galante et al.  
 D719,062 S 12/2014 Wada  
 D720,484 S \* 12/2014 Nordmann ..... D26/28  
 D720,874 S 1/2015 Jackson et al.  
 D721,024 S 1/2015 Thole et al.  
 D726,351 S 4/2015 Kato  
 D728,137 S \* 4/2015 Ha ..... D26/28  
 D730,254 S 5/2015 Glover et al.  
 D731,379 S 6/2015 Behmer et al.  
 D739,583 S \* 9/2015 Forsgren ..... D26/28  
 D746,497 S \* 12/2015 Behmer ..... D26/28  
 D749,247 S \* 2/2016 Han ..... D26/28  
 2014/0252949 A1 9/2014 Ko et al.

OTHER PUBLICATIONS

Ridden, Paul, "ATNMBL—The concept car with no steering wheel, brake pedal or driver's seat", <<http://www.gizmag.com/atnmb-automonomous-concept-passenger-transport/15877/>>, Jul. 29, 2010.

\* cited by examiner

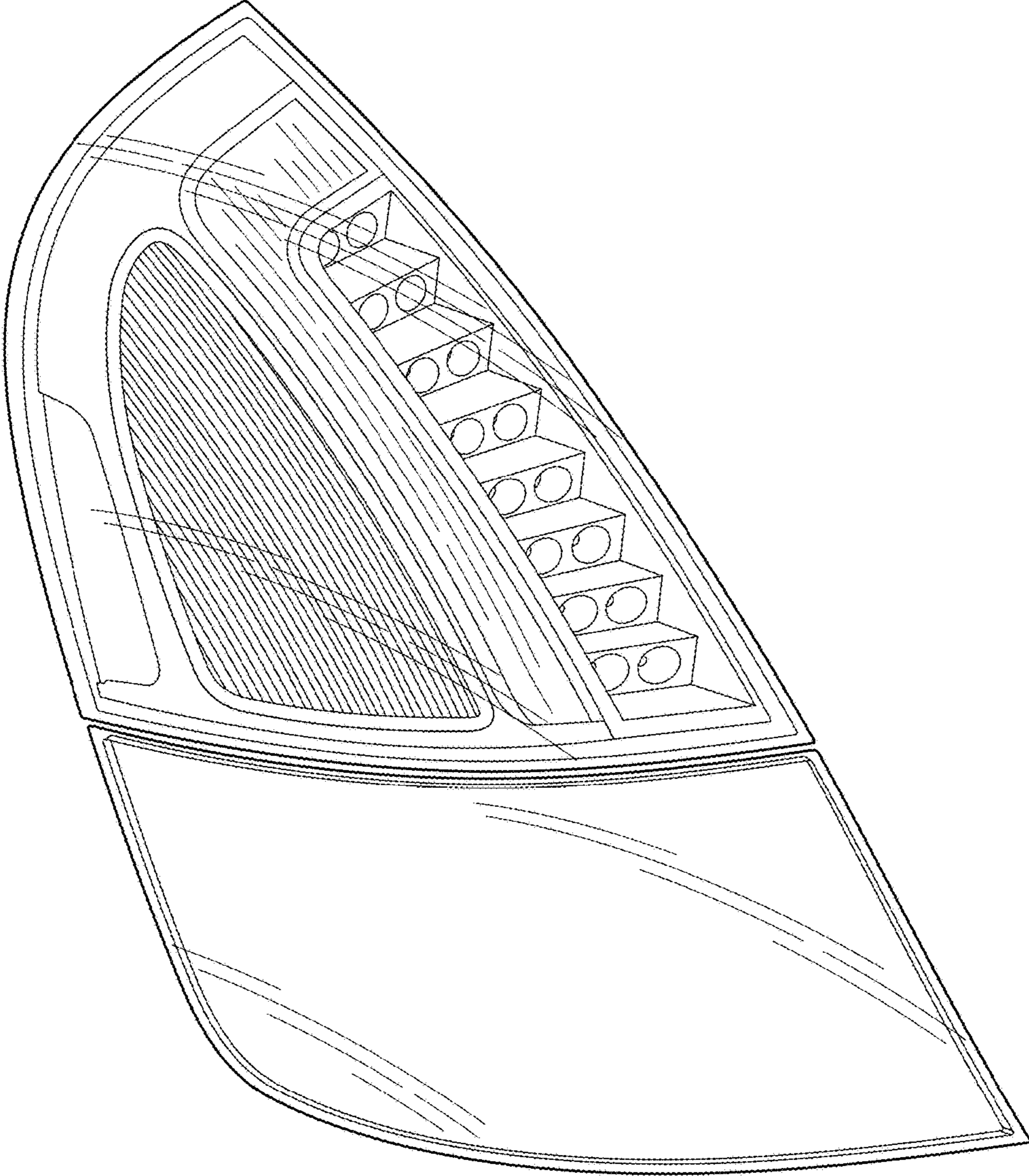


FIG. 1

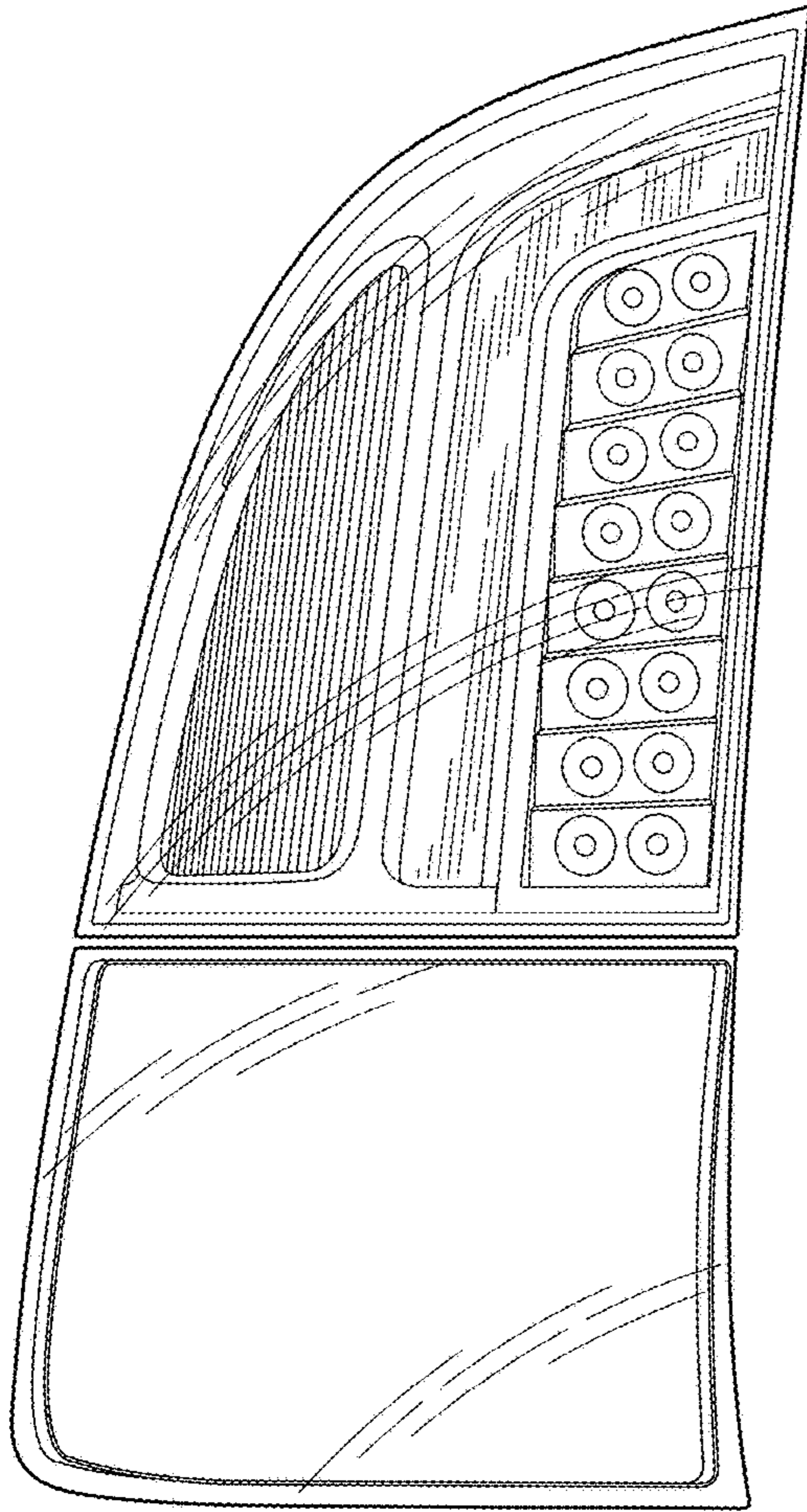


FIG. 2

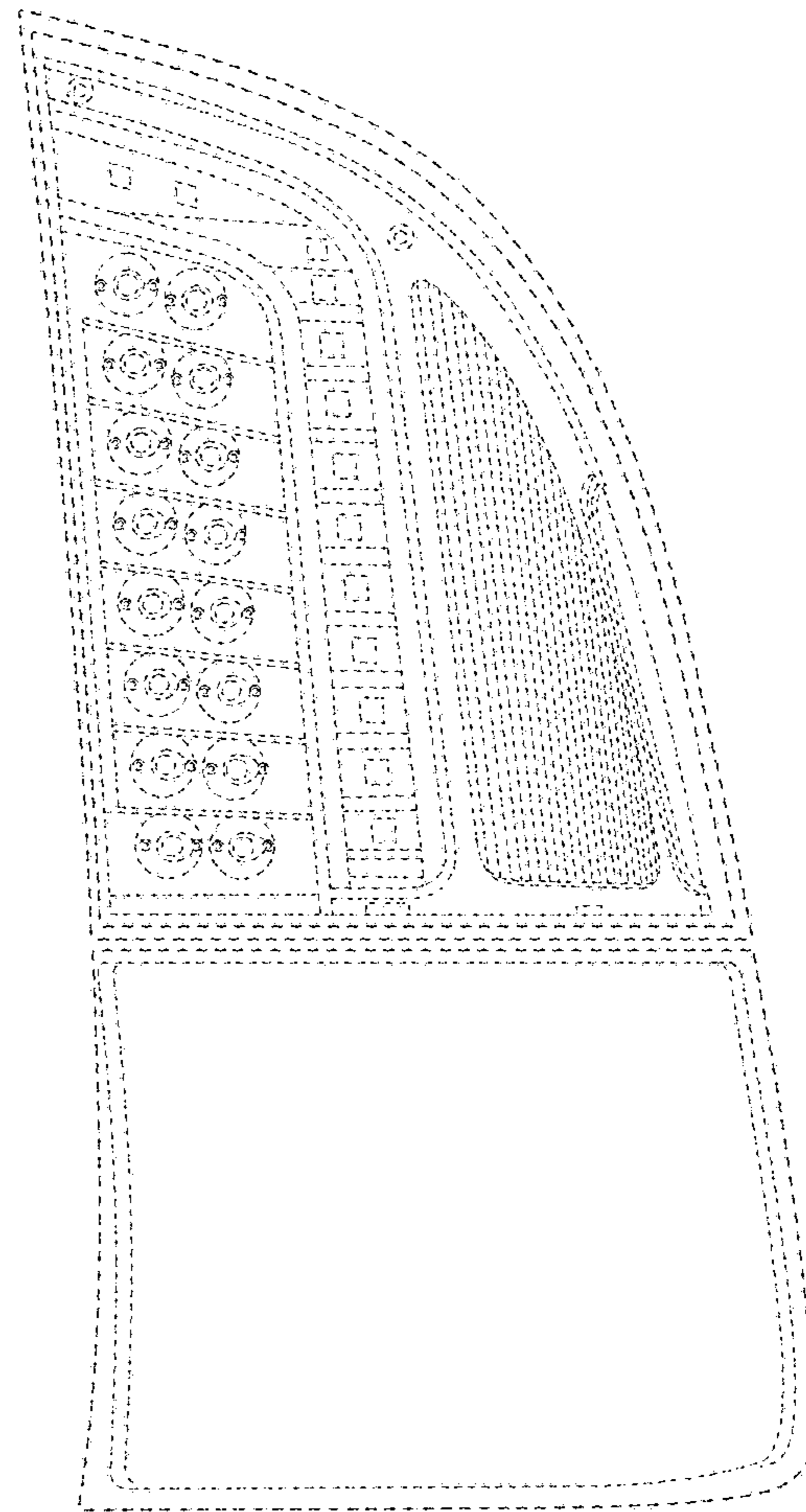


FIG. 3

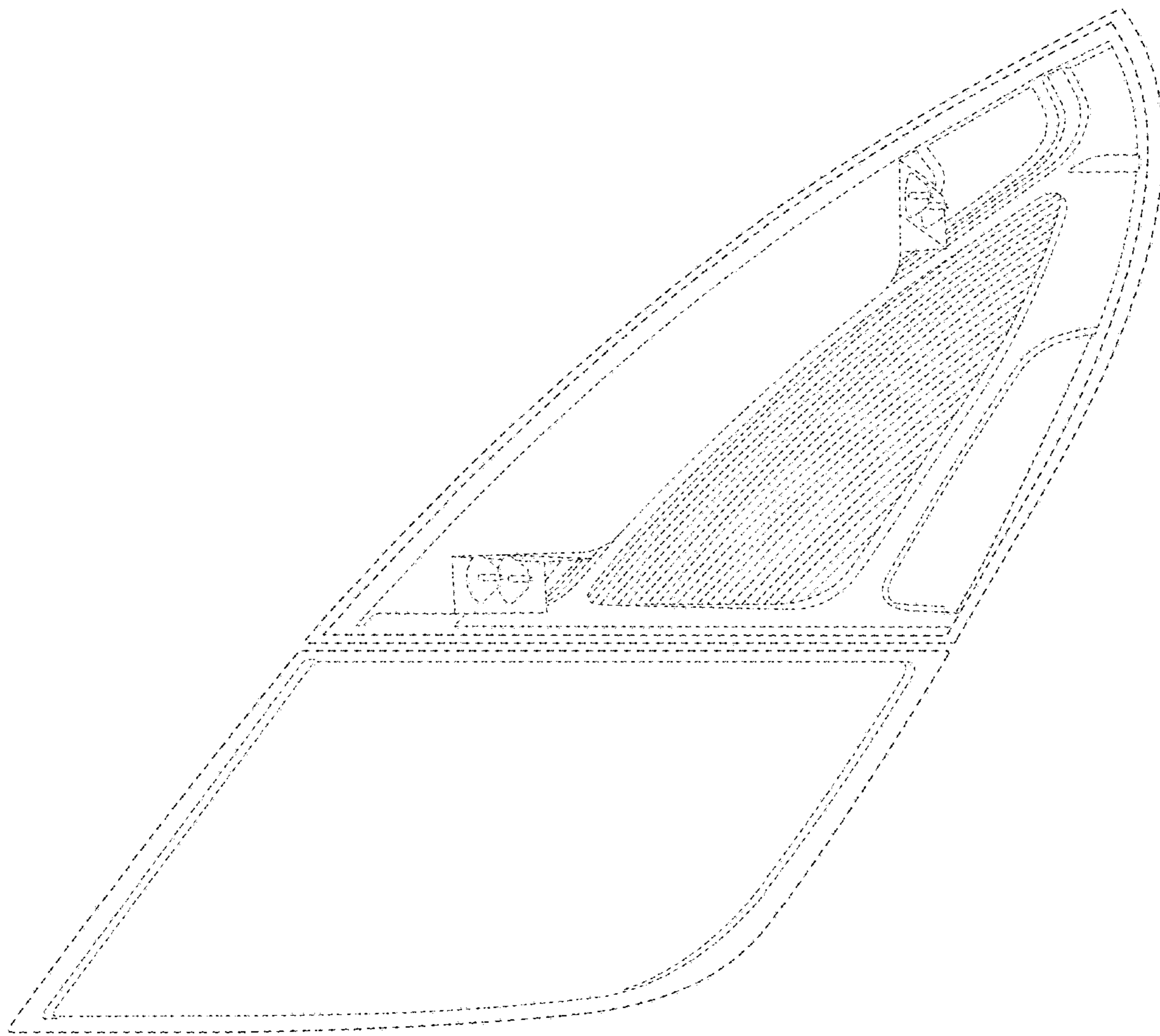


FIG. 4

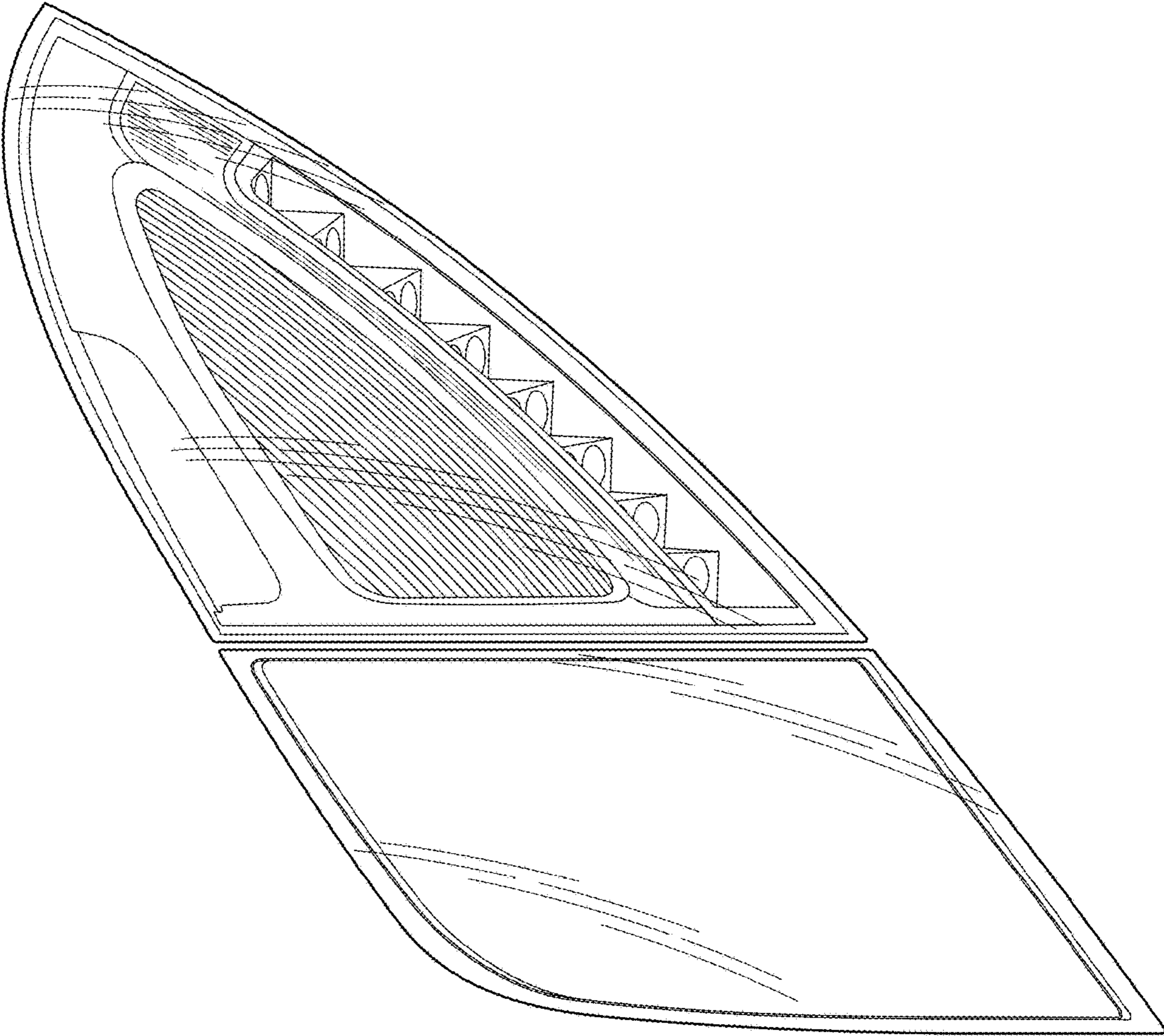


FIG. 5

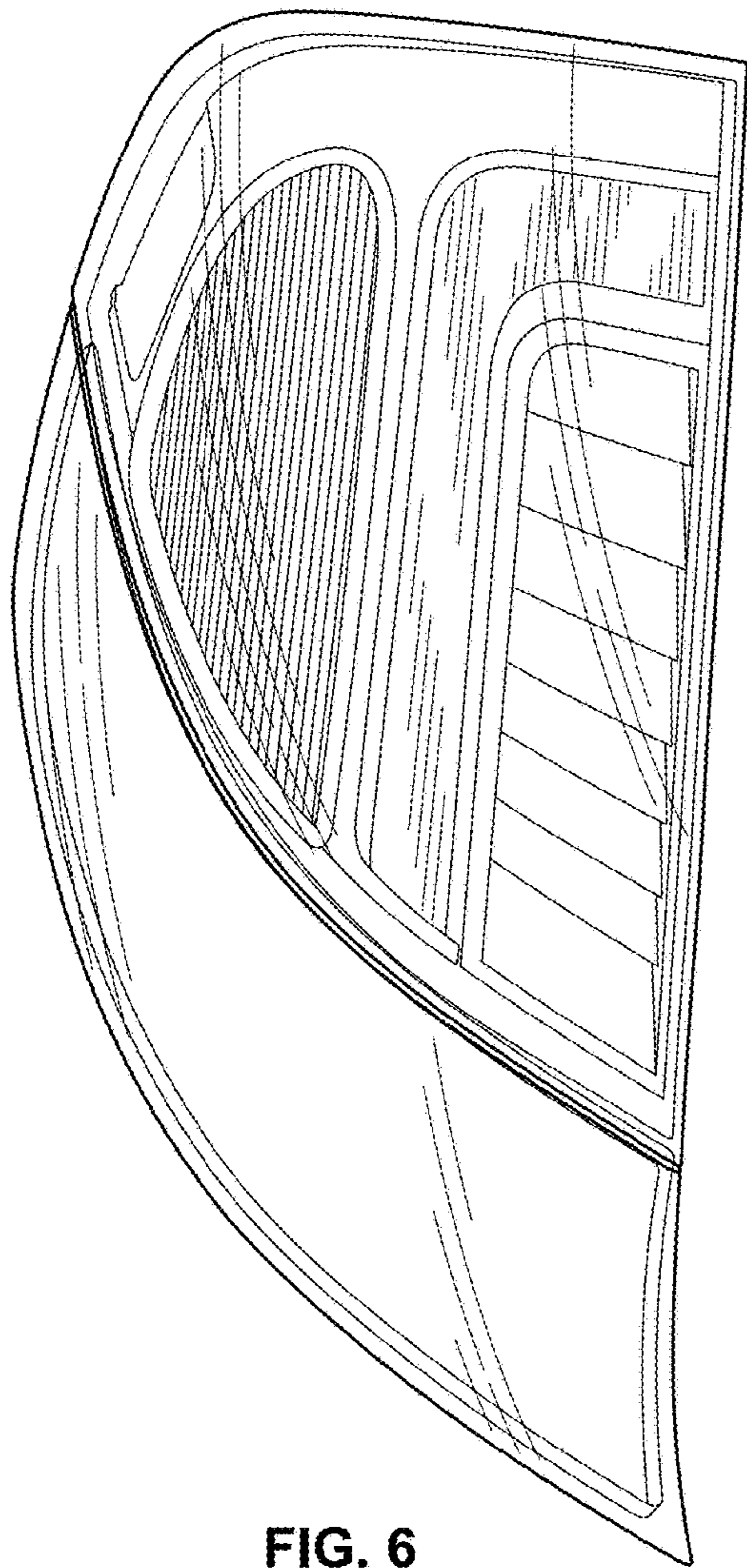


FIG. 6

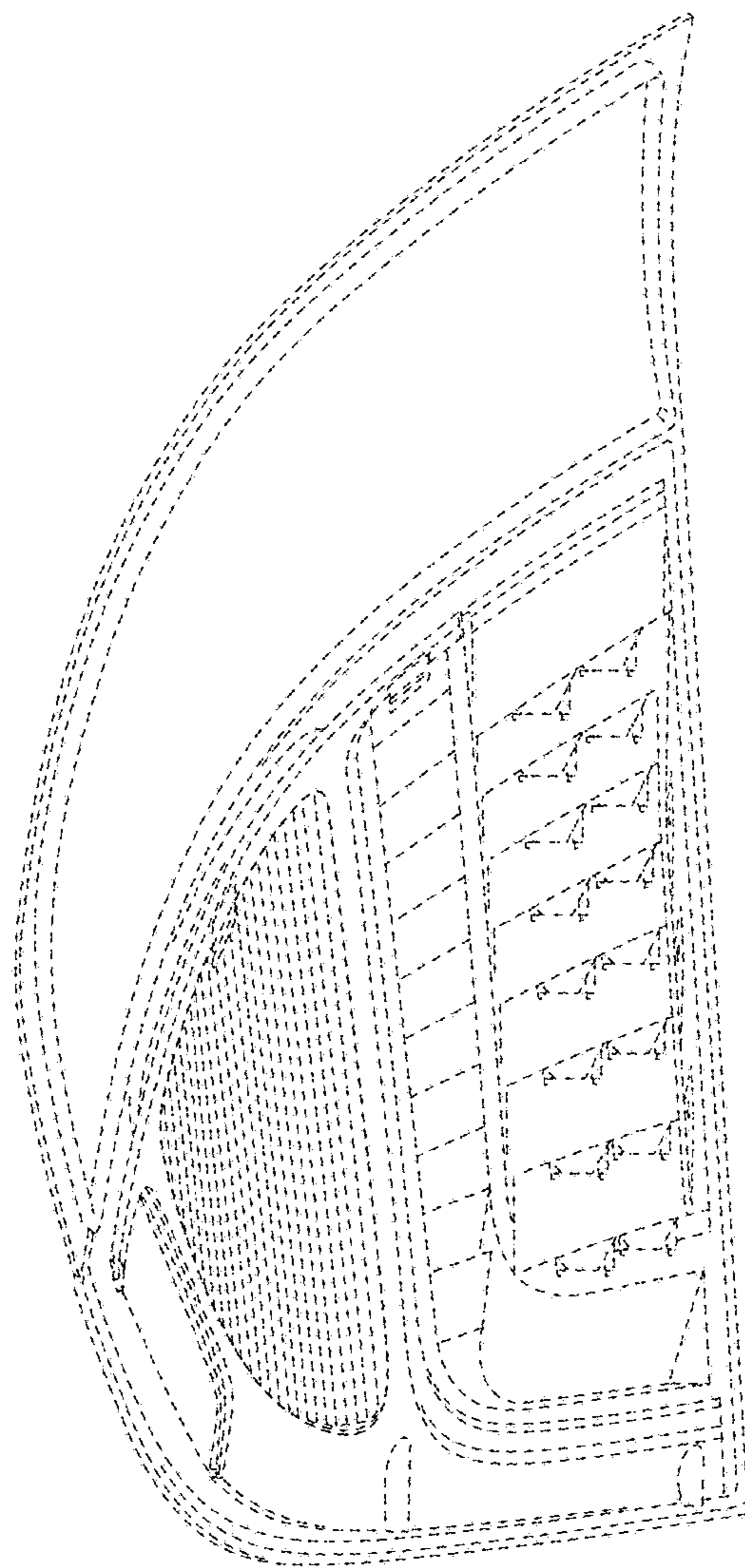


FIG. 7