



US00D778462S

(12) **United States Design Patent** (10) **Patent No.:** **US D778,462 S**
Nunes (45) **Date of Patent:** **** Feb. 7, 2017**

(54) **CURB FOR PAVEMENT**
(71) Applicant: **Rodrigo & Sequeira, Associados—Projectos Urbanos, Lda.,** Oporto (PT)
(72) Inventor: **Rodrigo Pereira Nunes,** Oporto (PT)
(73) Assignee: **RODRIGO & SEQUEIRA, ASSOCIADOS—PROYECTOS URBANOS, LDA.,** Oporto (PT)

D570,604 S * 6/2008 Edwards D4/130
D573,267 S * 7/2008 Brinton D25/119
D583,264 S * 12/2008 Haigler, Jr. D10/65
D585,566 S * 1/2009 Stenekes D25/113
D592,823 S * 5/2009 Weger D34/33
D612,018 S * 3/2010 Howard D23/261
D644,402 S * 8/2011 Shoup D34/32
D687,970 S * 8/2013 Akkala D25/36
D687,971 S * 8/2013 Akkala D25/36
D712,112 S * 8/2014 Leum D34/32
D745,949 S * 12/2015 Meyer D23/259

* cited by examiner

(**) Term: **14 Years**
(21) Appl. No.: **29/511,336**
(22) Filed: **Dec. 9, 2014**

Primary Examiner — Ian Simmons
Assistant Examiner — Samantha Q Lawrence
(74) *Attorney, Agent, or Firm* — John Alunit

(30) **Foreign Application Priority Data**
Jul. 4, 2014 (EM) 002496695-0001
(51) **LOC (10) Cl.** **25-01**
(52) **U.S. Cl.**
USPC **D25/113; D25/199**
(58) **Field of Classification Search**
USPC D25/102, 112, 113, 164, 199;
D23/259–269; 210/170, 170.1, 170.03,
210/162–166, 474; 404/4–5; D34/33;
D10/113
See application file for complete search history.

(57) **CLAIM**

I claim the ornamental design for a curb for pavement, as shown and described.

(56) **References Cited**
U.S. PATENT DOCUMENTS
6,269,508 B1 * 8/2001 Younce B65G 69/30
14/69.5
D549,847 S * 8/2007 Sutton D25/113

DESCRIPTION

FIG. 1 is a rear, top perspective view of a curb for pavement. FIG. 2 is another top perspective view thereof. FIG. 3 is a left, perspective view thereof. The right side is identical. FIG. 4 is a left side view thereof. The right side is identical. FIG. 5 is a front, perspective view thereof; and, FIG. 6 is a front view thereof.

1 Claim, 6 Drawing Sheets

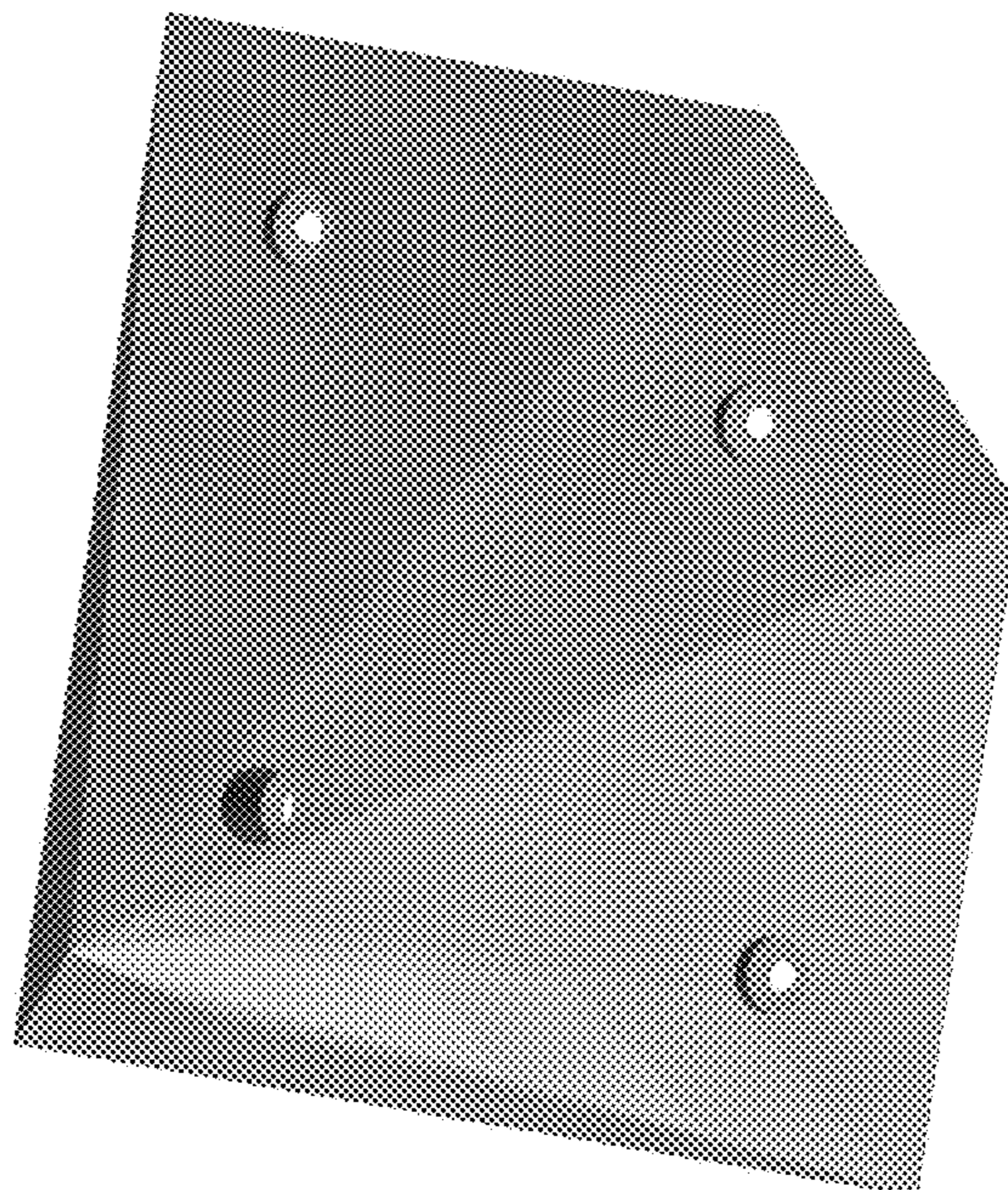


FIG. 1




FIG. 2

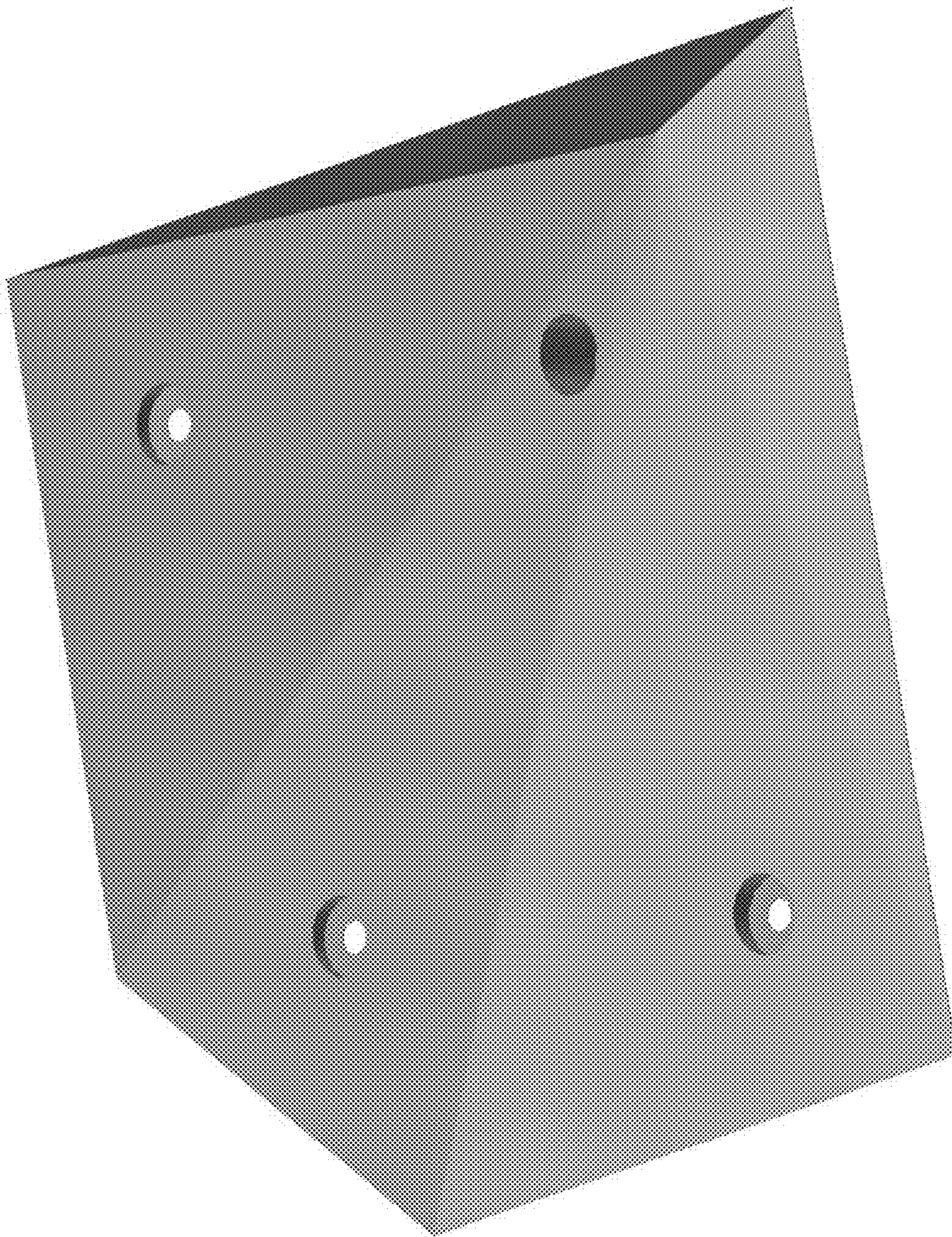


FIG. 3

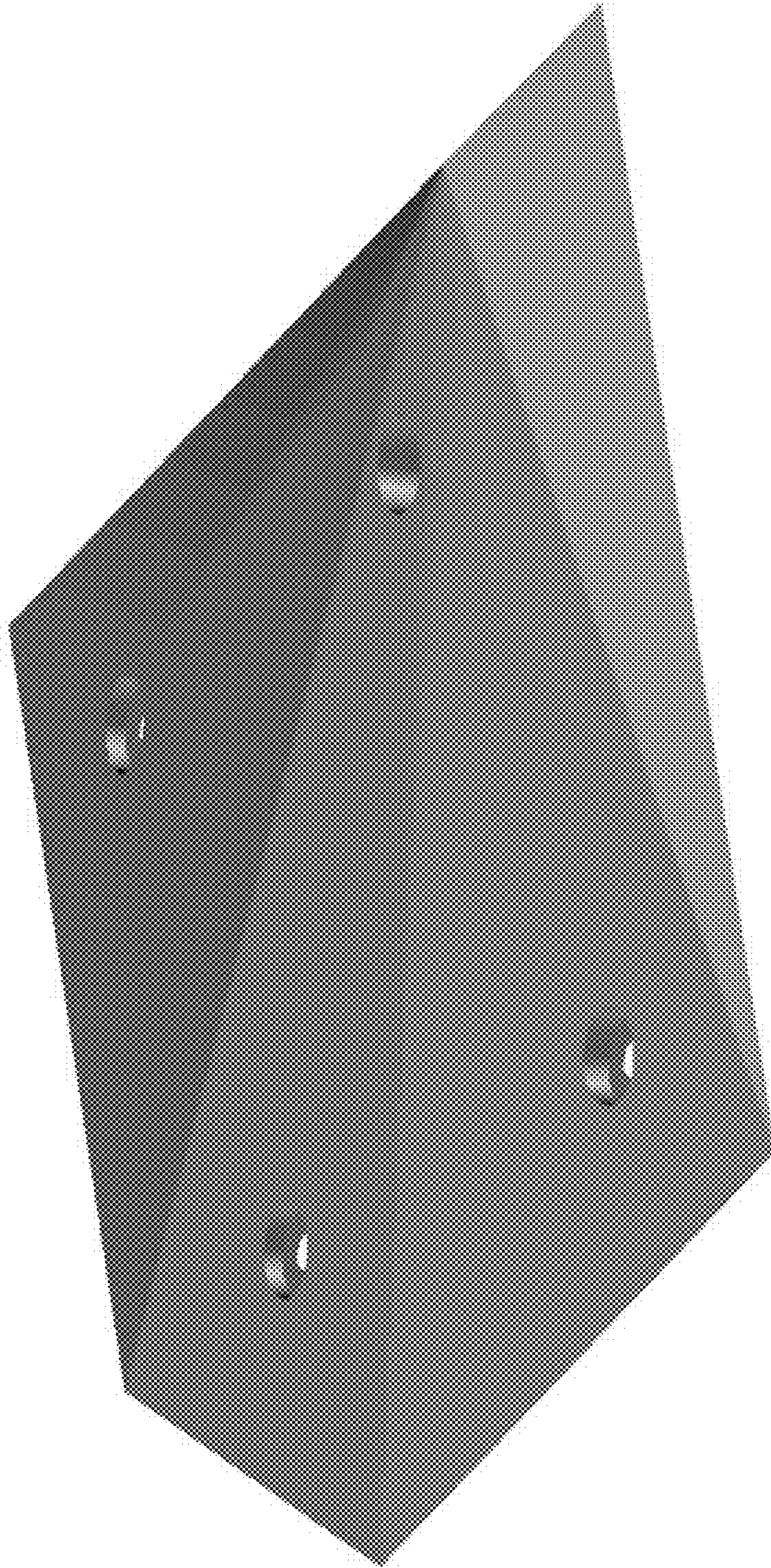


FIG. 4




FIG. 5




FIG. 6

