



US00D778419S

(12) **United States Design Patent** (10) **Patent No.:** **US D778,419 S**
Poindexter (45) **Date of Patent:** **** *Feb. 7, 2017**

(54) **FILTER ASSEMBLY**

(71) Applicant: **Kaz USA, Inc.**, Southborough, MA
(US)

(72) Inventor: **Michael Poindexter**, New York, NY
(US)

(73) Assignee: **Helen of Troy Limited**, St. Michael
(BB)

(*) Notice: This patent is subject to a terminal disclaimer.

(**) Term: **14 Years**

(21) Appl. No.: **29/457,749**

(22) Filed: **Jun. 12, 2013**

(51) **LOC (10) Cl.** **23-04**

(52) **U.S. Cl.**
USPC **D23/365**

(58) **Field of Classification Search**
USPC D23/365, 209, 363, 358, 386, 354, 341,
D23/364, 31; 55/385.3, 502, 497, 506,
55/505, 521, 495, 422, 493, DIG. 30;
210/435, 130, 136, 248, 339, 448, 452,
210/497.1; D15/5
CPC ... B01D 46/521; B01D 46/522; B01D 46/523;
B01D 46/525
See application file for complete search history.

(56) **References Cited**

U.S. PATENT DOCUMENTS

D263,232 S * 3/1982 Dolwani D12/114
D402,356 S * 12/1998 Hodge D23/365

D449,100 S * 10/2001 Sundet et al. D23/365
D449,878 S * 10/2001 Bjersten D23/365
D468,798 S * 1/2003 Wilder et al. D23/209
D538,418 S * 3/2007 Pippel et al. D23/365
D544,949 S * 6/2007 Winters et al. D23/365
D548,826 S * 8/2007 Katta D23/364
D549,314 S * 8/2007 Wennerstrom D23/365
D605,274 S * 12/2009 Kawano et al. D23/365
D679,792 S * 4/2013 Hollingsworth D23/365
8,668,755 B2 * 3/2014 Crabtree et al. 55/385.6
8,747,507 B2 * 6/2014 Haefner et al. 55/521

* cited by examiner

Primary Examiner — David Muller

(74) *Attorney, Agent, or Firm* — Stroock & Stroock & Lavan LLP

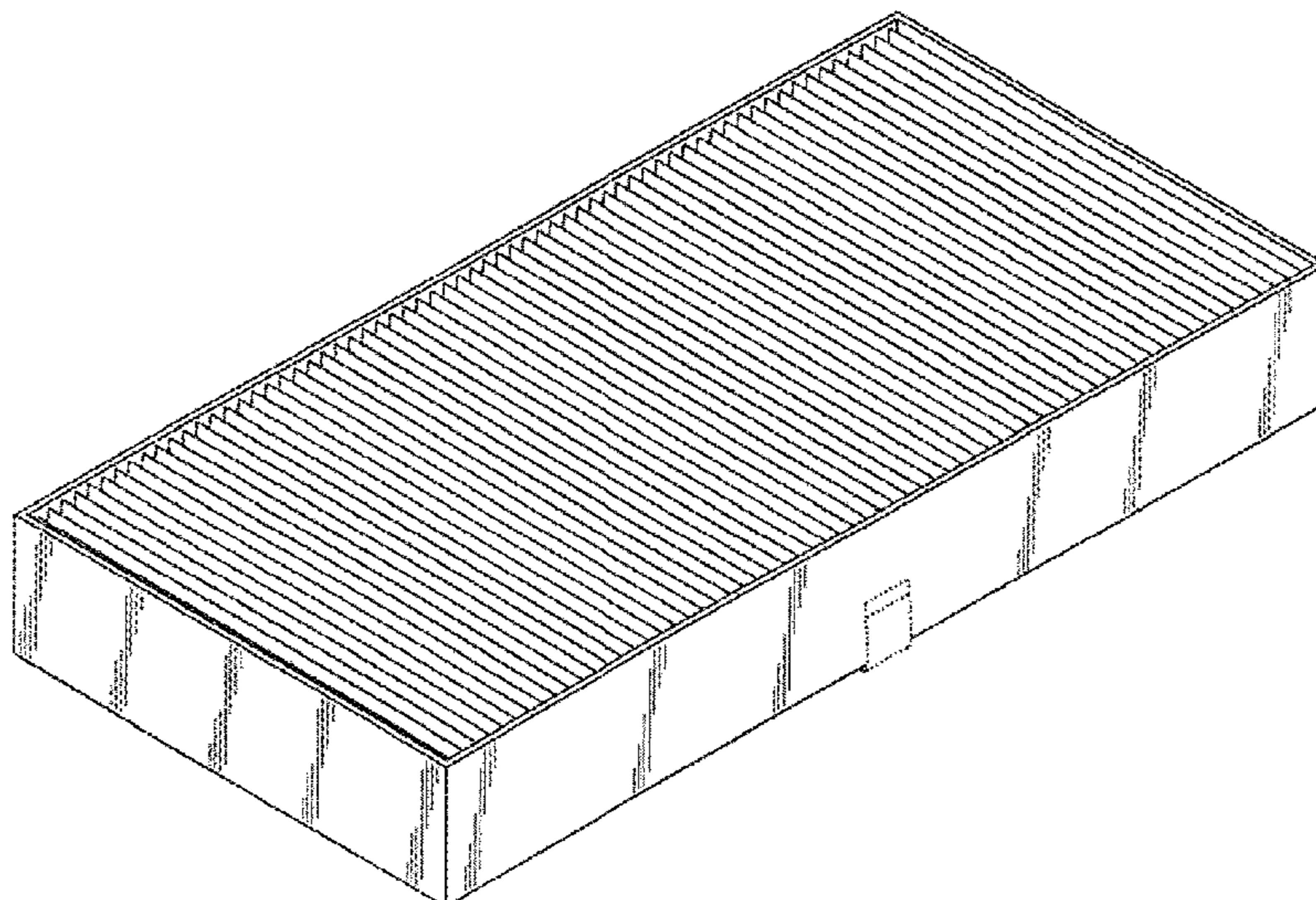
(57) **CLAIM**

The ornamental design for a filter assembly, as shown and described.

DESCRIPTION

FIG. 1 is a perspective view of a filter assembly, constructed in accordance with the present invention;
FIG. 2 is a left side elevation view thereof, the right side elevation view being a mirror image;
FIG. 3 is a top plan view thereof;
FIG. 4 is a rear elevation view thereof, the front elevation view being a mirror image; and,
FIG. 5 is a bottom plan view thereof.
The right side view is identical to the left side view.
The front view is a mirror image of the rear view.
The broken line showing of parts of the drawings is included for the purpose of illustrating use and environment and forms no part of the claimed design.

1 Claim, 3 Drawing Sheets



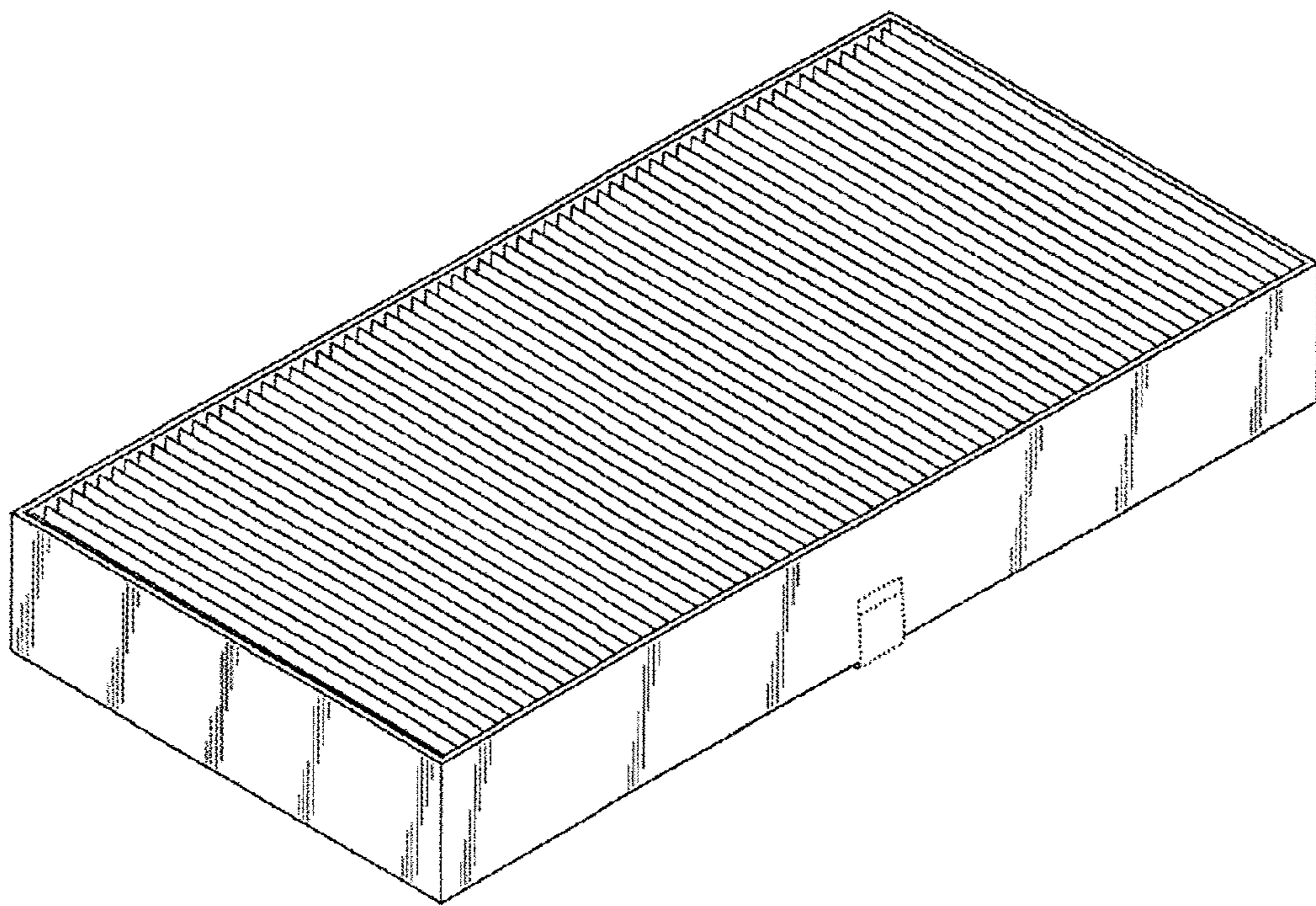


FIG. 1

FIG. 2


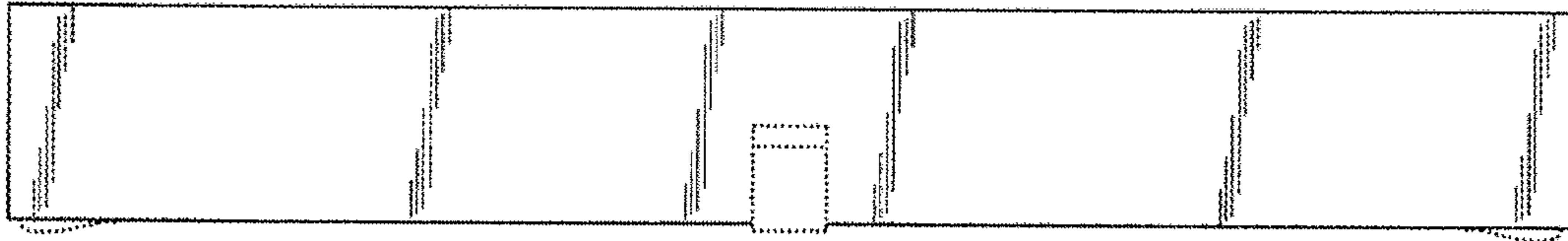


FIG. 3




FIG. 4




FIG. 5