



US00D778417S

(12) **United States Design Patent** (10) **Patent No.:** **US D778,417 S**
Bu et al. (45) **Date of Patent:** **** Feb. 7, 2017**

(54) **AIR CONDITIONER**

(71) Applicant: **Samsung Electronics Co., Ltd.**,
Suwon-si, Gyeonggi-do (KR)

(72) Inventors: **Minhyouk Bu**, Seoul (KR); **Sanghun Yoon**, Seoul (KR); **Cheolyeon Jo**, Seoul (KR); **Jaewon Choi**, Seoul (KR)

(73) Assignee: **SAMSUNG ELECTRONICS CO., LTD.**, Suwon-si, Gyeonggi-Do (KR)

(**) Term: **15 Years**

(21) Appl. No.: **29/529,791**

(22) Filed: **Jun. 10, 2015**

(30) **Foreign Application Priority Data**

Dec. 15, 2014 (KR) 30-2014-0061137

(51) **LOC (10) Cl.** **23-04**

(52) **U.S. Cl.**
USPC **D23/351**

(58) **Field of Classification Search**

USPC D23/333, 335, 341, 342, 351, 353, 354,
D23/355, 356, 359, 364, 365, 370, 385,
D23/386, 388, 393

CPC F24F 1/00; F24F 1/0007; F24F 1/02;
F24F 1/08; F24F 1/42; F24F 1/56; F24F
1/60; F24F 3/044; F24F 3/048; F24F 3/16;
F24F 7/00; F24F 7/04; F24F
12/001; F24F 12/006

See application file for complete search history.

(56) **References Cited**

U.S. PATENT DOCUMENTS

D305,260 S * 12/1989 Mito D23/337
D364,165 S * 11/1995 Esslinger D14/213

D423,093 S * 4/2000 Fok D23/370
D468,414 S * 1/2003 Fok D23/328
D481,783 S * 11/2003 Fok D23/328
D516,687 S * 3/2006 Shapiro D23/332
7,158,716 B2 * 1/2007 Shapiro F04D 17/04
392/365
D554,745 S * 11/2007 Urfig D23/351
D636,473 S * 4/2011 Kim D23/351
D683,005 S * 5/2013 Park D23/351
D689,993 S * 9/2013 Yoon D23/351
D689,994 S * 9/2013 Jun D23/351
D717,419 S * 11/2014 Choi D23/351

* cited by examiner

Primary Examiner — George D. Kirschbaum

Assistant Examiner — Natasha Vujcic

(74) *Attorney, Agent, or Firm* — Ladas & Parry LLP

(57) **CLAIM**

We claim the ornamental design for an air conditioner, as shown and described.

DESCRIPTION

FIG. 1 is the front perspective view of an air conditioner showing our new design;
FIG. 2 is the front view thereof;
FIG. 3 is the rear view thereof;
FIG. 4 is the left-side view thereof;
FIG. 5 is the right-side view thereof;
FIG. 6 is the top plan view thereof; and,
FIG. 7 is the bottom plan view thereof.
The broken lines in the drawings illustrate portions of the air conditioner which form no part of the claimed design.

1 Claim, 6 Drawing Sheets

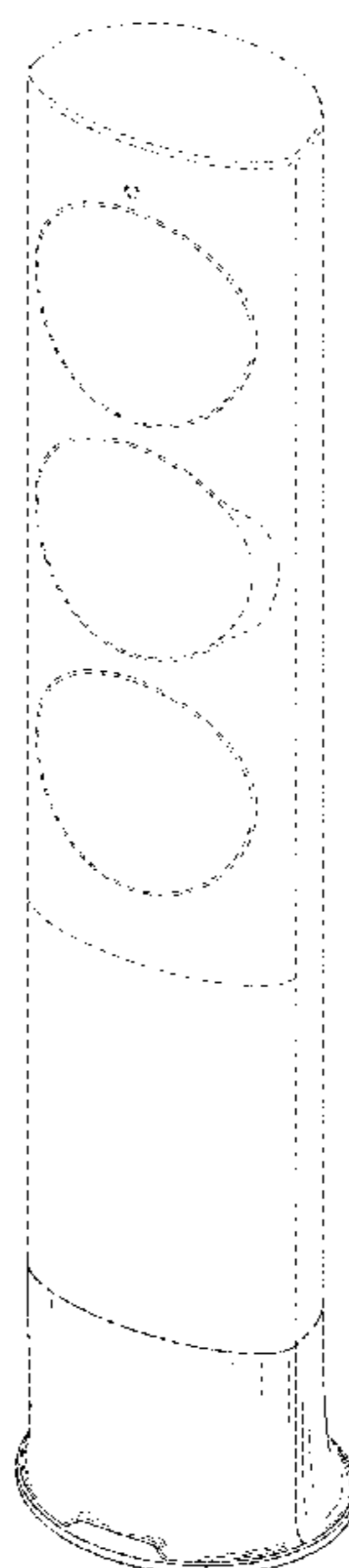


FIG. 1

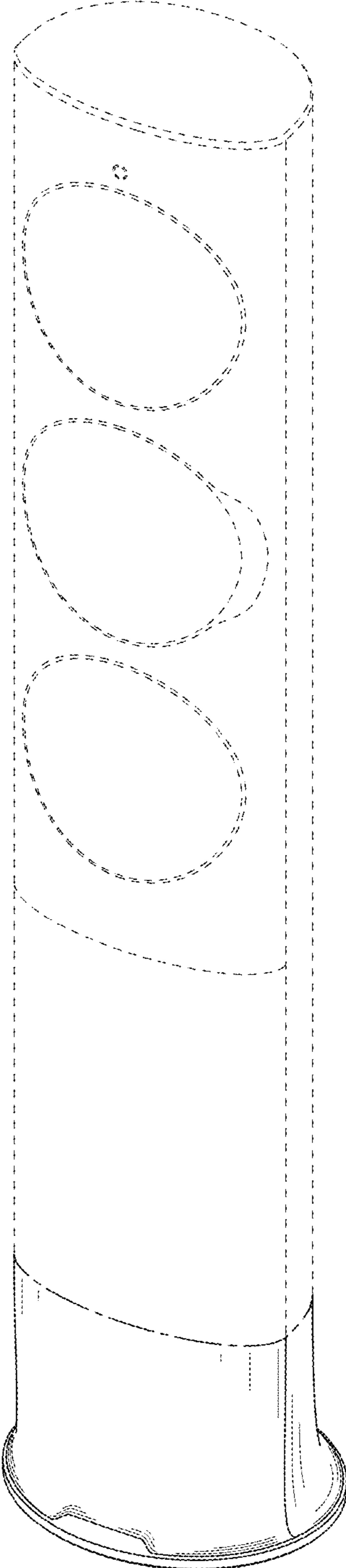


FIG. 2

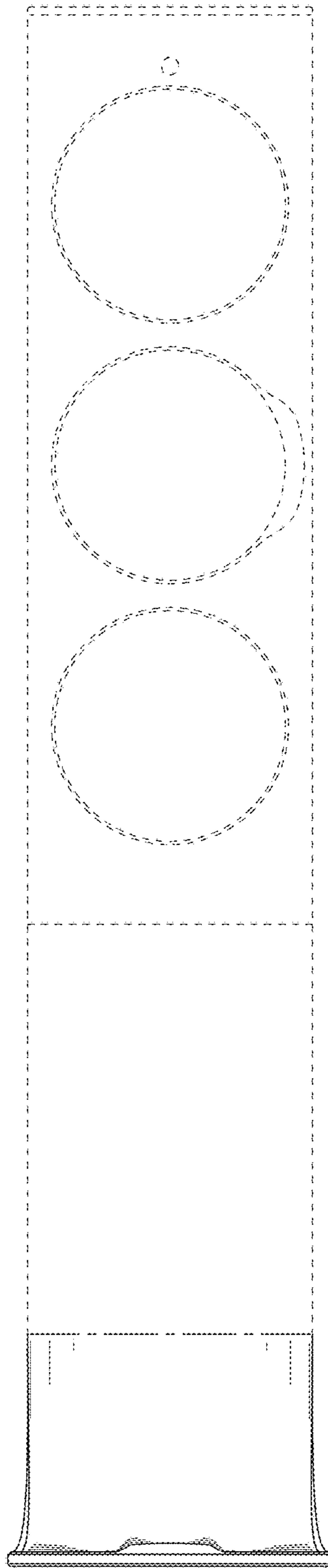


FIG. 3




FIG. 4

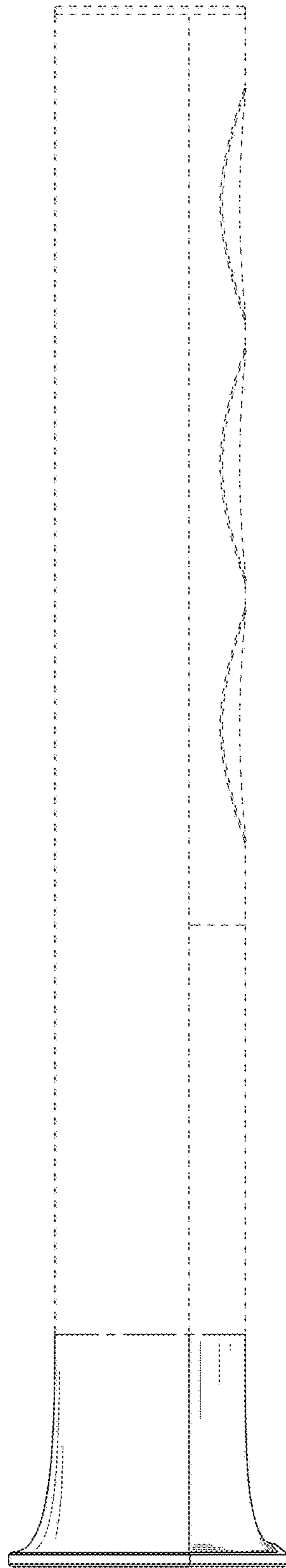


FIG. 5

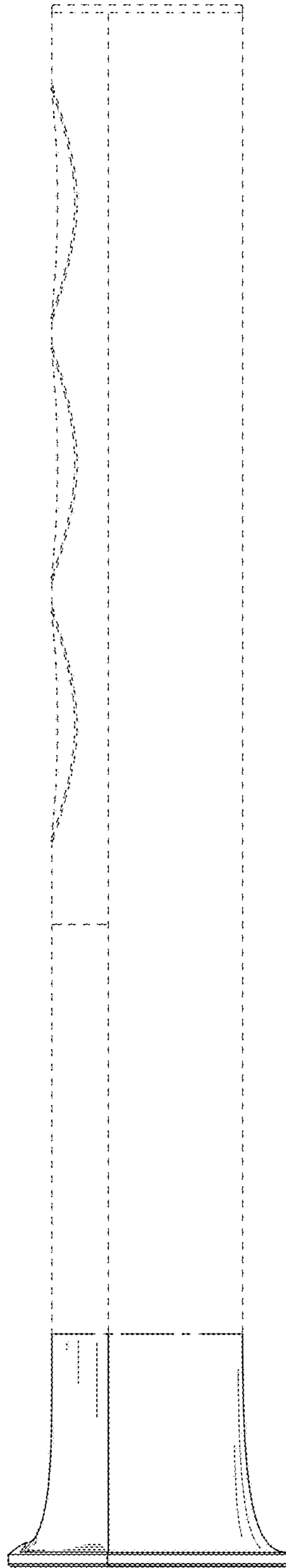


FIG. 6

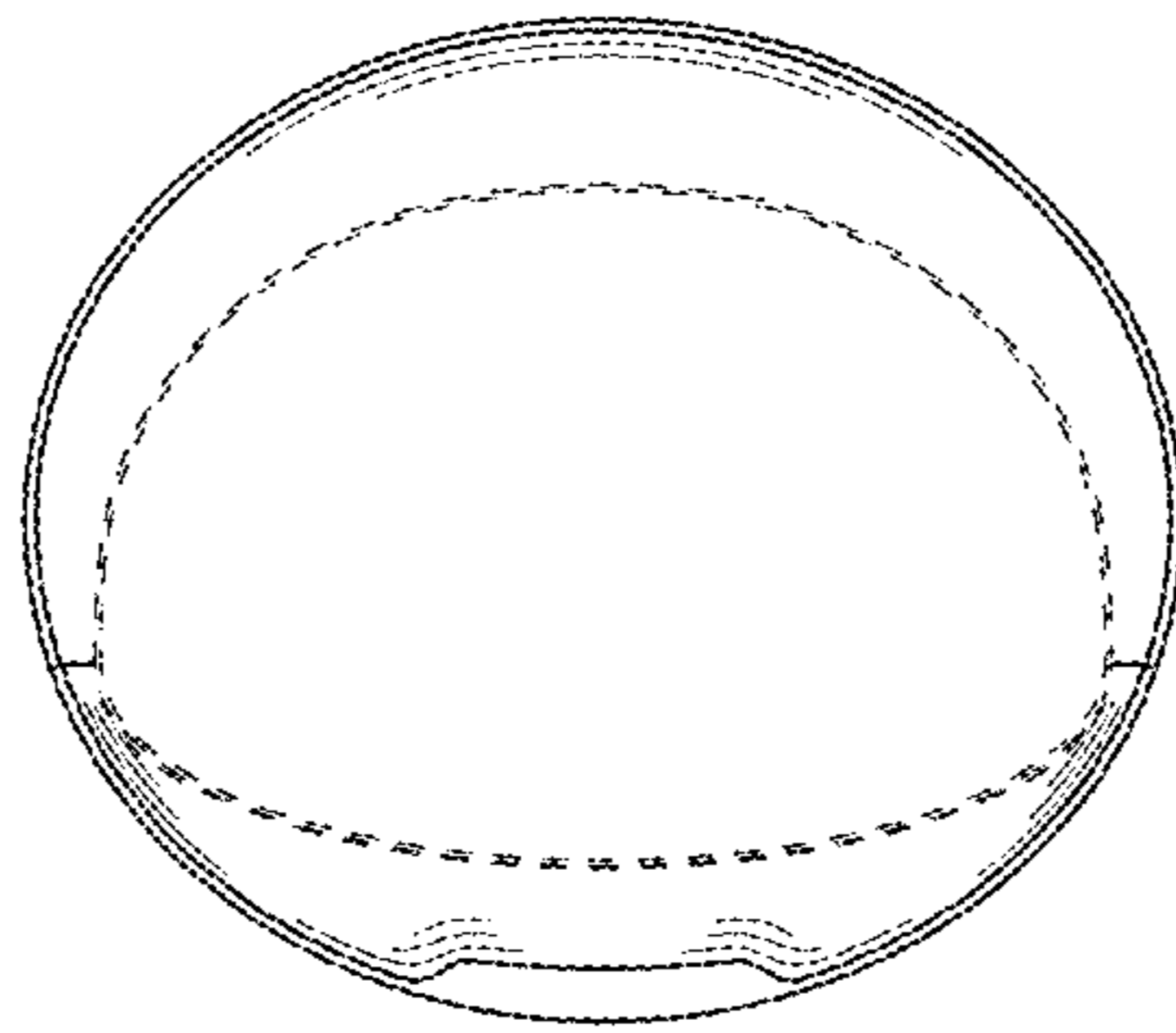


FIG. 7

