



US00D778389S

(12) **United States Design Patent** (10) **Patent No.:** **US D778,389 S**
Holden et al. (45) **Date of Patent:** **** Feb. 7, 2017**

(54) **PISTOL WITH SUPPRESSOR**
(71) Applicant: **SilencerCo, LLC**, West Valley City, UT (US)
(72) Inventors: **Harrison Holden**, Sandy, UT (US); **Casey Brandol**, Kearns, UT (US); **Jonathon Shults**, Sandy, UT (US); **Rex Ribelin**, Cottonwood Heights, UT (US)
(73) Assignee: **SilencerCo, LLC**, West Valley City, UT (US)
(**) Term: **15 Years**
(21) Appl. No.: **29/539,148**
(22) Filed: **Sep. 11, 2015**
(51) **LOC (10) Cl.** **22-01**
(52) **U.S. Cl.**
USPC **D22/108**
(58) **Field of Classification Search**
USPC D22/104, 108; 89/40.06, 41.19, 37.04, 89/33.04, 191.01, 200-204; D21/145, D21/146, 147, 567, 572, 573-575; 42/40, 42/41, 42.01, 42.02, 42.03, 43, 44, 45, 42/57, 69.01, 71.02, 72, 100; 124/31, 37; 362/110, 113
CPC F41C 3/00; F41C 3/005; F41C 3/02; F41C 3/04; F41C 3/06; F41C 3/14; F41C 3/16; F41C 9/02; F41C 9/04; F41C 9/06; F41C 9/08
See application file for complete search history.

D758,519 S * 6/2016 Toner D22/108
2006/0010746 A1* 1/2006 Little F41A 19/09 42/69.01
2012/0131833 A1* 5/2012 Lippard F41A 17/56 42/69.01

OTHER PUBLICATIONS

NFA Review Channel—YouTube, Silencerco Maxim 9, Sep. 17, 2015, [site visited Aug. 31, 2016], Available on the Internet YRL:<<https://www.youtube.com/watch?v=BhK7F7kt5Qg>>.*

* cited by examiner

Primary Examiner — Susan Bennett Hattan
Assistant Examiner — S. Bryan Reinholdt, Jr.

(57) **CLAIM**

The ornamental design for a pistol with suppressor, as shown and described.

DESCRIPTION

FIG. 1 is an isometric view of a pistol with suppressor according to our invention;
FIG. 2 is a right side view of a pistol with suppressor shown in FIG. 1;
FIG. 3 is a left side view of a pistol with suppressor shown in FIG. 1;
FIG. 4 is a top view of a pistol with suppressor shown in FIG. 1;
FIG. 5 is a bottom view of a pistol with suppressor shown in FIG. 1;
FIG. 6 is a rear view of a pistol with suppressor shown in FIG. 1; and,
FIG. 7 is a front view of a pistol with suppressor shown in FIG. 1.
The broken lines depict portions of the article that form no part of the claimed design.

1 Claim, 2 Drawing Sheets

(56) **References Cited**

U.S. PATENT DOCUMENTS

D458,652 S * 6/2002 Chan D21/574
D687,117 S * 7/2013 Yigit D22/104
D716,899 S * 11/2014 Rothmann D22/104
D742,989 S * 11/2015 Holden D22/108

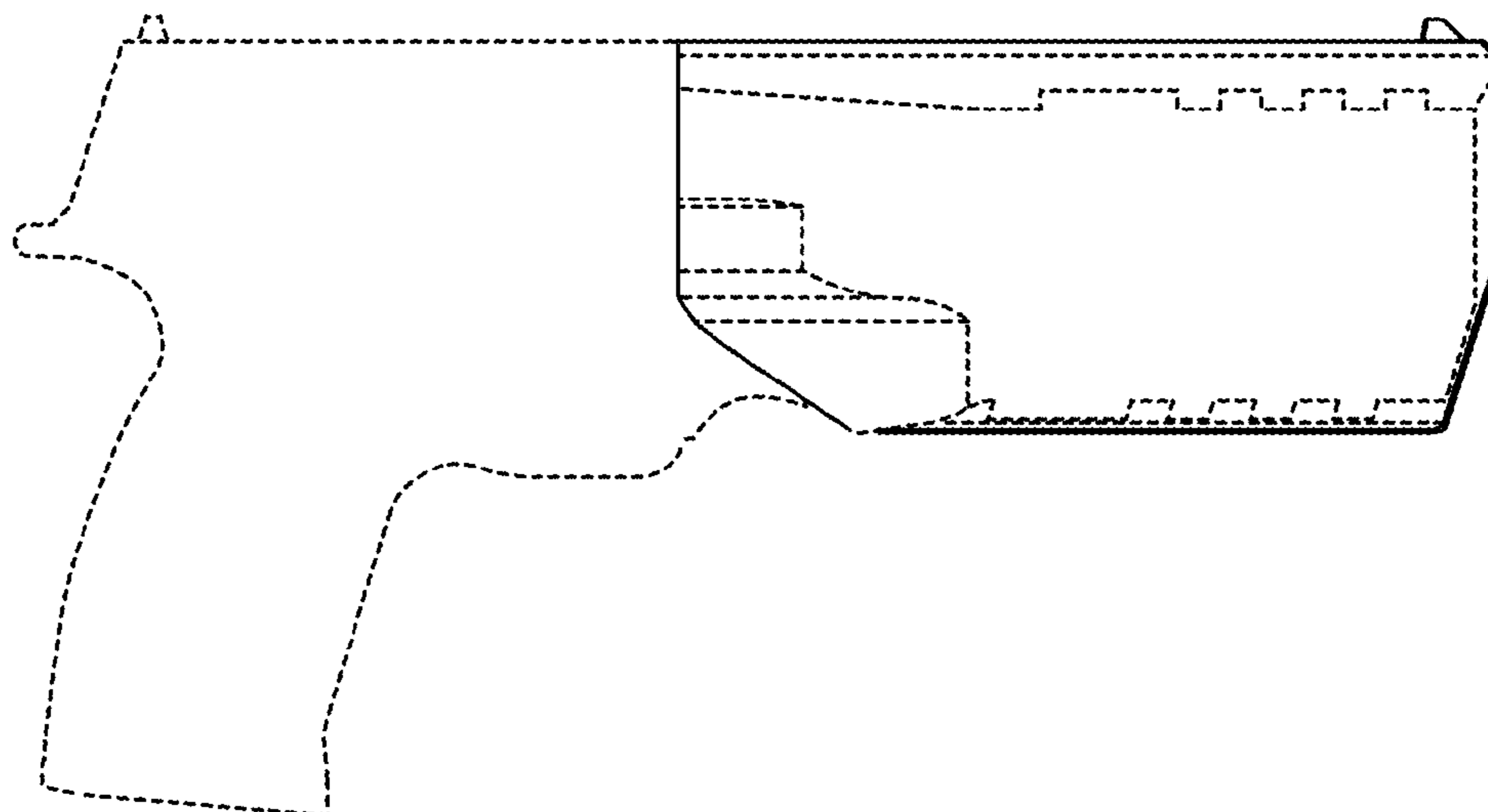


FIG. 1

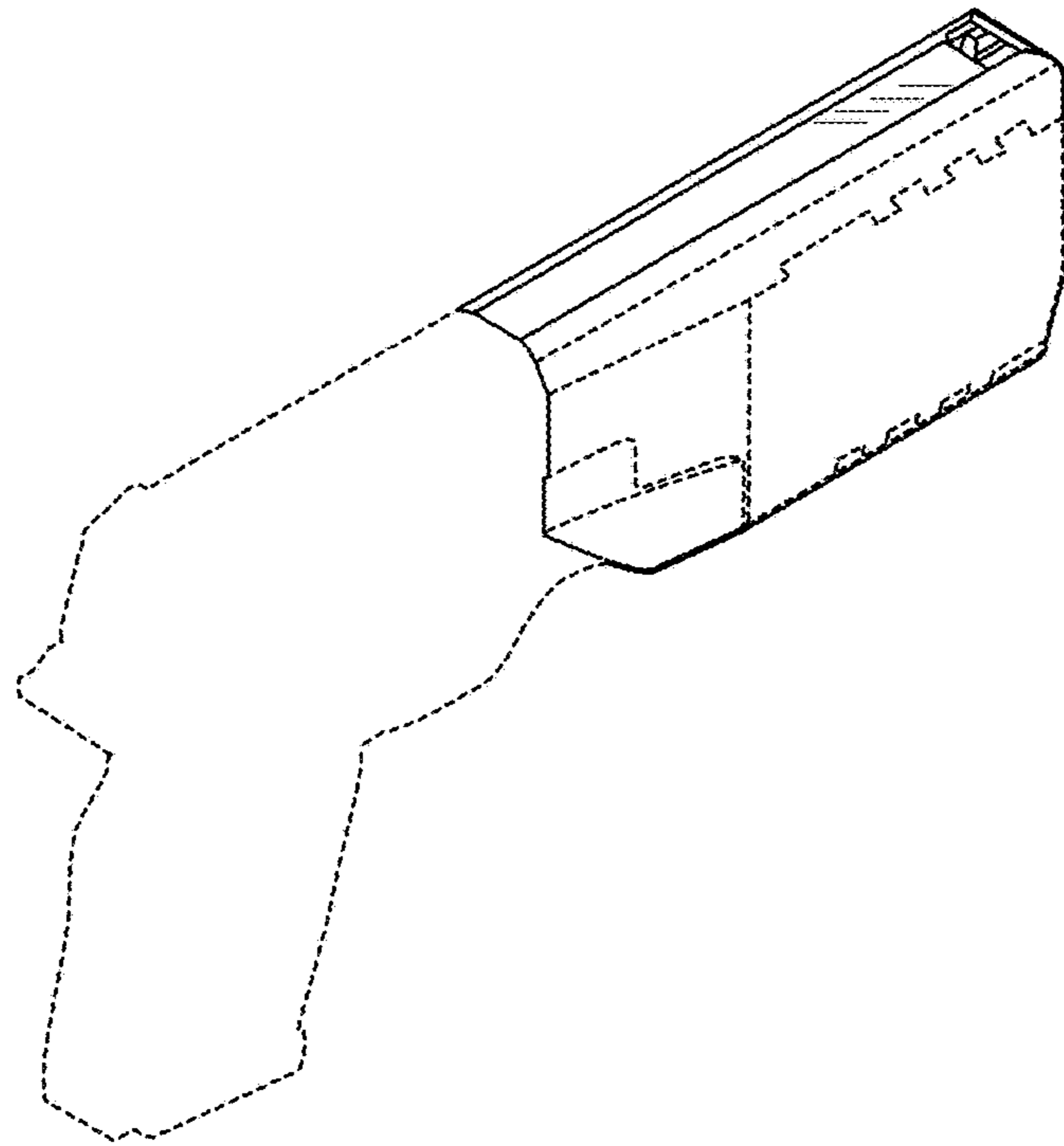


FIG. 2

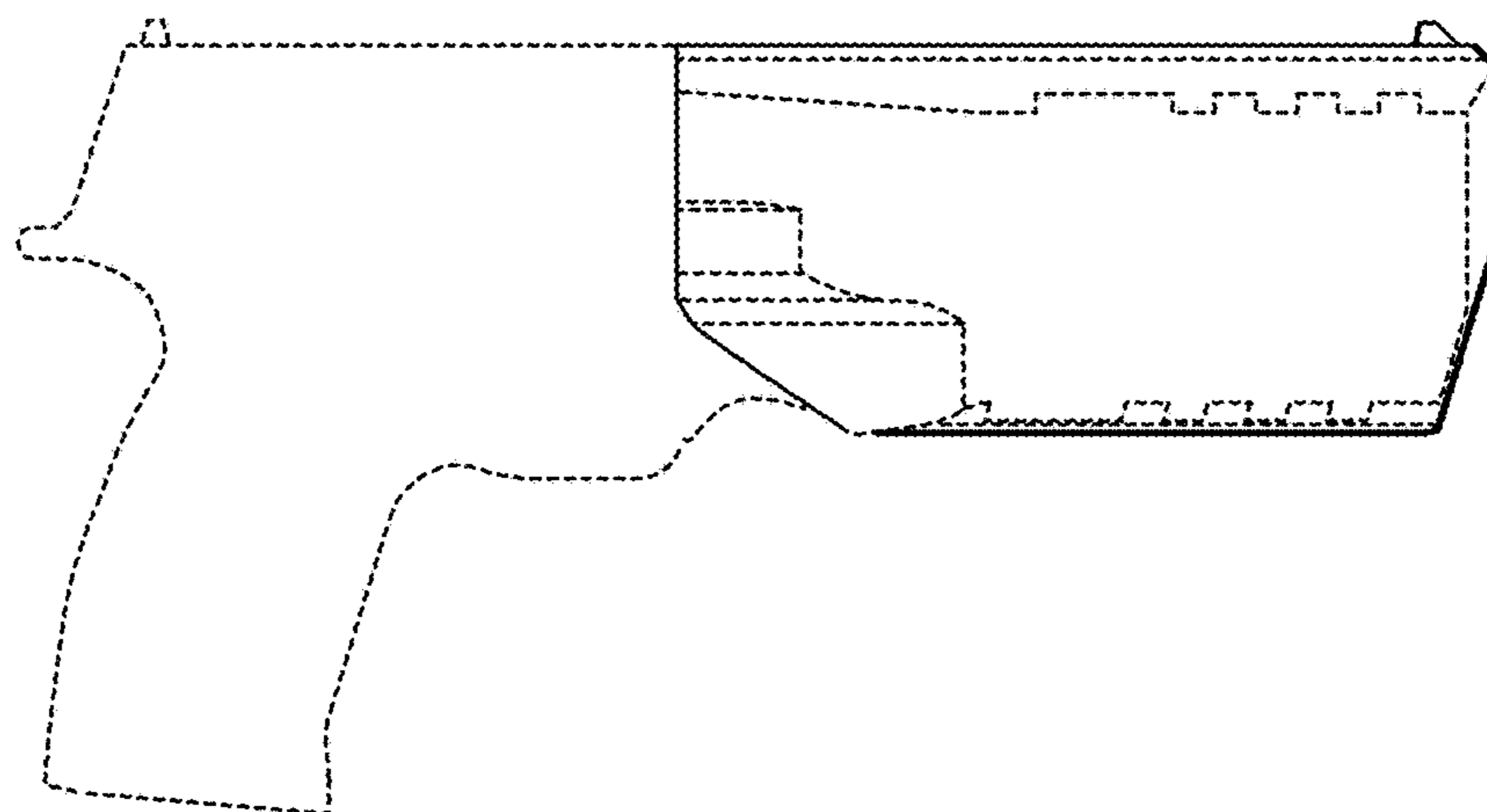


FIG. 3

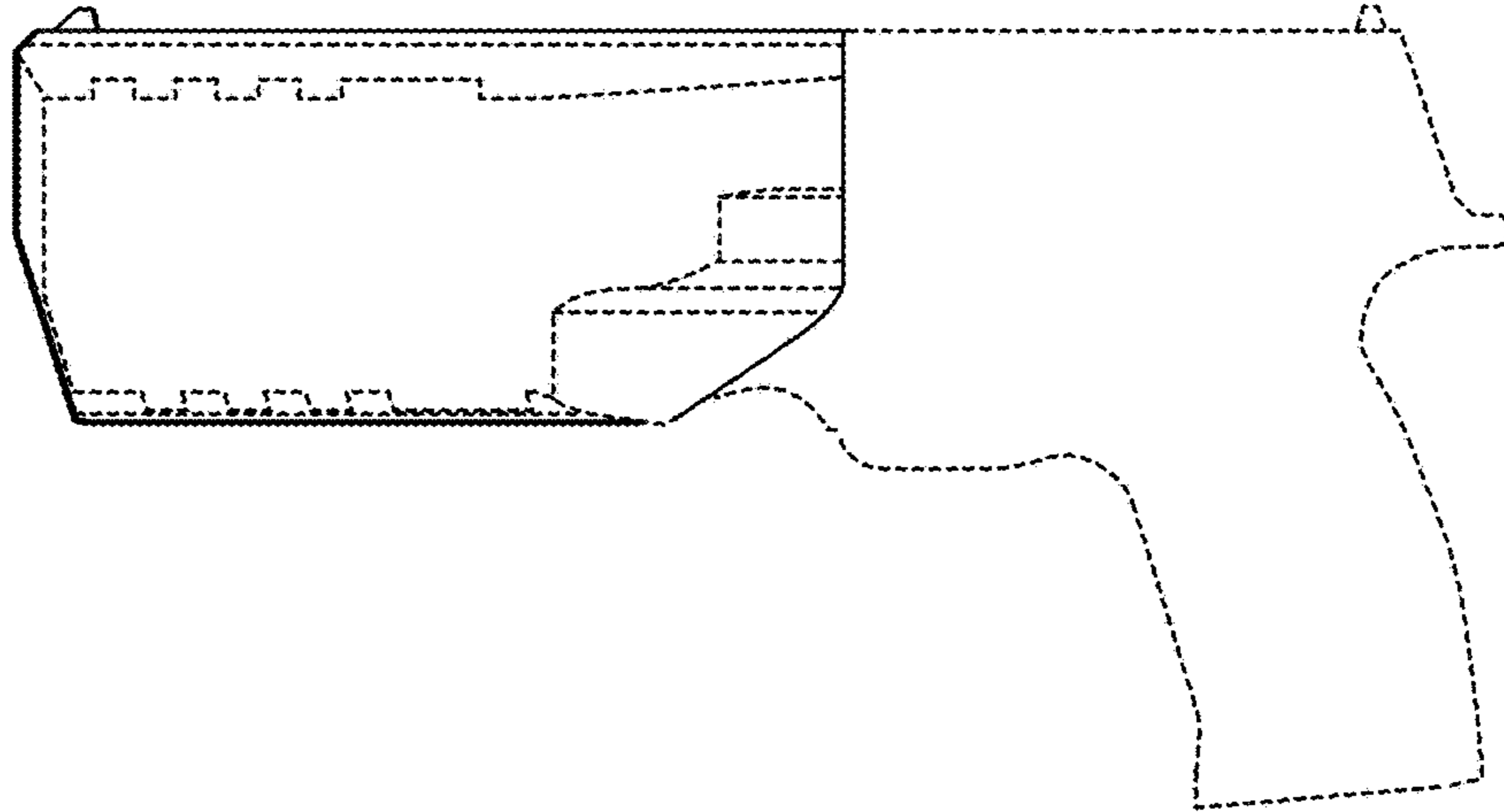


FIG. 4

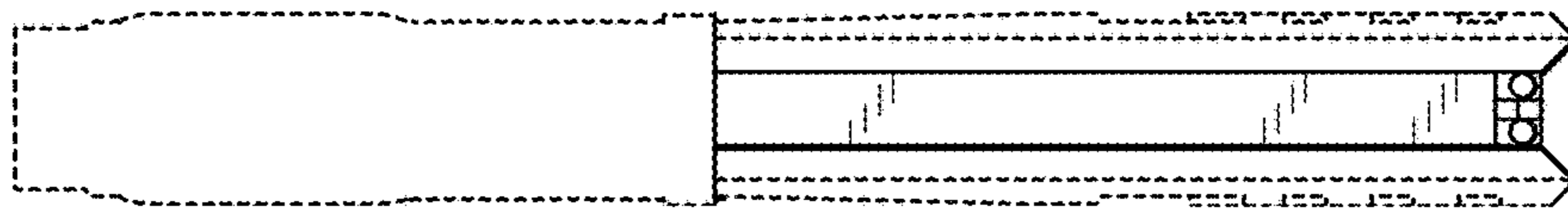


FIG. 5




FIG. 6

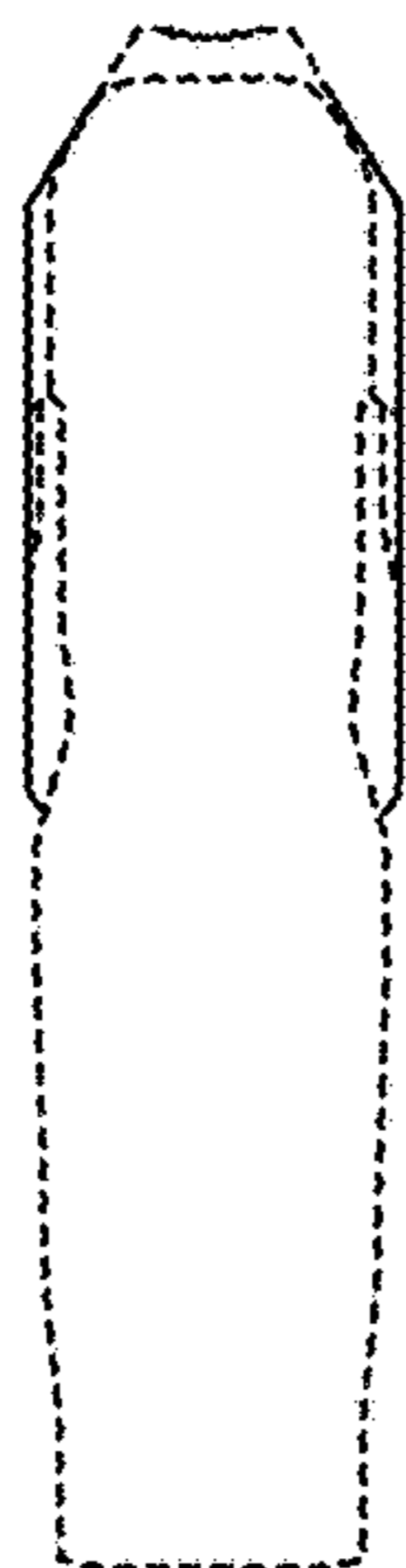


FIG 7

