



US00D778388S

(12) **United States Design Patent** (10) **Patent No.:** **US D778,388 S**  
**Geissele** (45) **Date of Patent:** **\*\* Feb. 7, 2017**

(54) **FIREARM RAIL**  
(71) Applicant: **WHG Properties, LLC**, North Wales, PA (US)  
(72) Inventor: **William H. Geissele**, Lower Gwynedd, PA (US)  
(73) Assignee: **WHG Properties, LLC**, North Wales, PA (US)

8,819,980 B2 9/2014 Geissele  
9,032,658 B2 5/2015 Geissele  
D733,246 S \* 6/2015 Wells ..... D22/108  
D747,428 S \* 1/2016 Chen ..... D22/108  
D752,171 S \* 3/2016 Chen ..... D22/108  
D754,274 S \* 4/2016 Geissele ..... D22/108  
D757,201 S \* 5/2016 Meier ..... D22/108  
2014/0026459 A1 \* 1/2014 Yan ..... F41C 23/16  
42/71.01

(\*\*) Term: **15 Years**

\* cited by examiner

(21) Appl. No.: **29/537,369**

*Primary Examiner* — Susan Bennett Hattan  
*Assistant Examiner* — S. Bryan Reinholdt, Jr.  
(74) *Attorney, Agent, or Firm* — Merchant & Gould, P.C.

(22) Filed: **Aug. 25, 2015**

(51) **LOC (10) Cl.** ..... **22-01**

(57) **CLAIM**

(52) **U.S. Cl.**  
USPC ..... **D22/108**

The ornamental design for a firearm rail, as shown and described.

(58) **Field of Classification Search**  
USPC ..... D22/103, 108; D21/572–575  
CPC ..... F41C 23/00; F41C 23/10; F41C 23/14;  
F41C 23/16; F41C 23/18; F41C  
27/00; F41C 27/06  
See application file for complete search history.

**DESCRIPTION**


FIG. 1 is a bottom, rear, left side perspective view of a firearm rail according to the present disclosure; FIG. 2 is a right side view of the firearm rail of FIG. 1; and, FIG. 3 is a left side view of the firearm rail of FIG. 1. The broken lines in the Figures represent portions of the firearm rail that form no part of the claimed design.

(56) **References Cited**

**U.S. PATENT DOCUMENTS**

D641,450 S \* 7/2011 Ding ..... D22/108  
D709,582 S 7/2014 Geissele

**1 Claim, 2 Drawing Sheets**



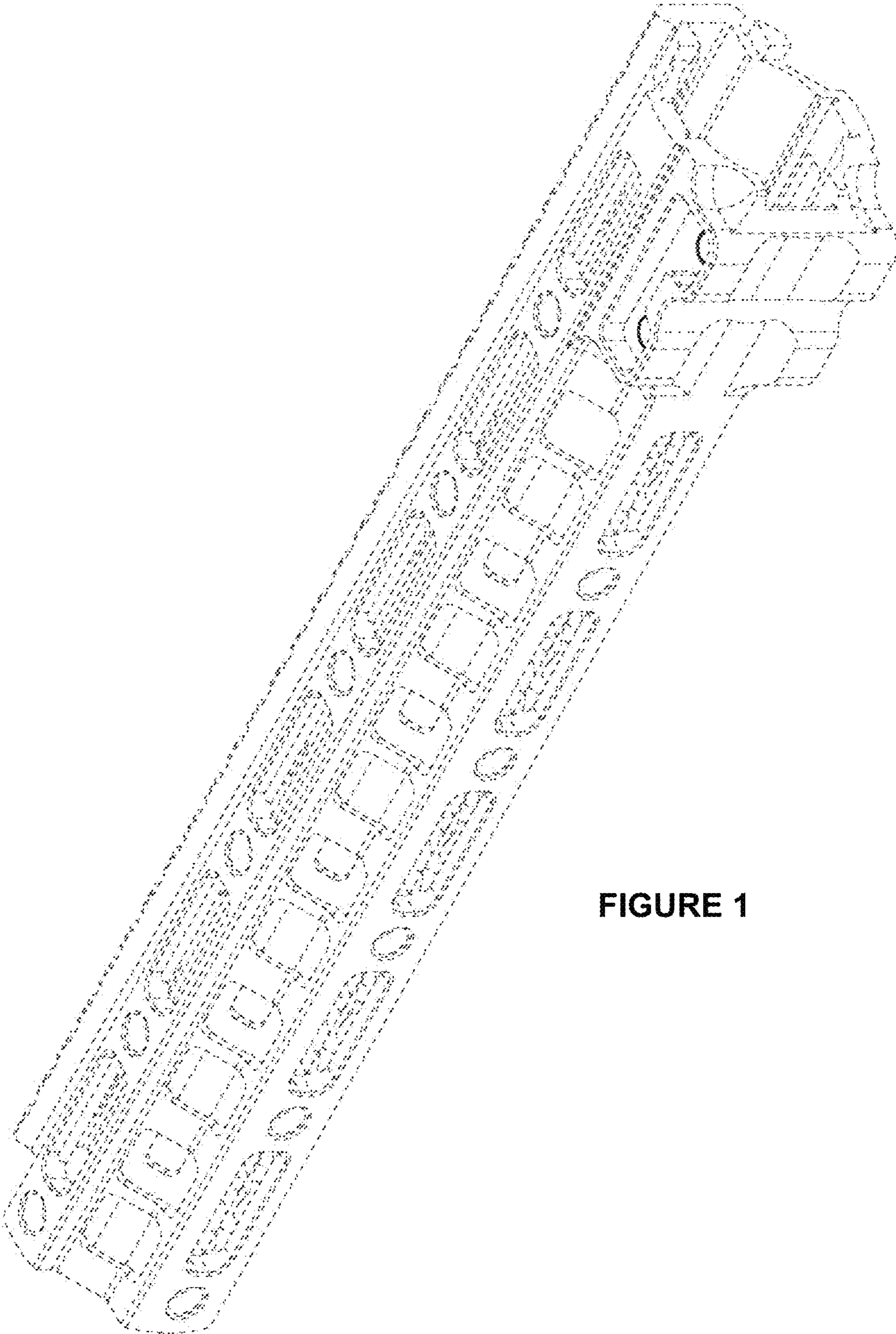


FIGURE 1

FIGURE 2

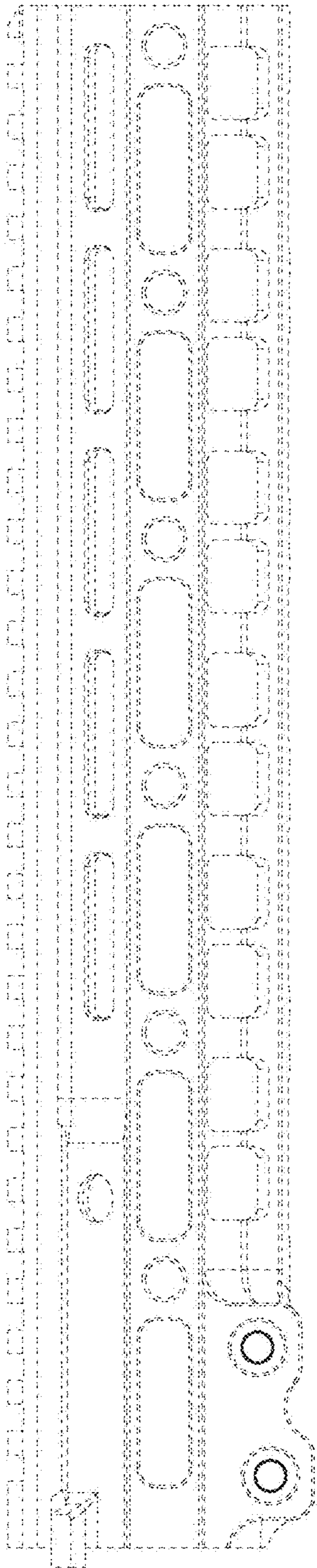


FIGURE 3

