



US00D778376S

(12) **United States Design Patent**
Orenstein et al.

(10) **Patent No.:** **US D778,376 S**

(45) **Date of Patent:** **** Feb. 7, 2017**

(54) **CURL-UP DEVICE**

(71) Applicant: **The Prophet Corporation**, Owatonna, MN (US)

(72) Inventors: **Amber Orenstein**, Prior Lake, MN (US); **Caleb Summers**, St. Louis Park, MN (US); **Jason J. Ness**, Victoria, MN (US); **Derek Johnson**, Owatonna, MN (US)

(73) Assignee: **The Prophet Corporation**, Owatonna, MN (US)

(**) Term: **14 Years**

(21) Appl. No.: **29/497,611**

(22) Filed: **Jul. 25, 2014**

(51) **LOC (10) Cl.** **21-02**

(52) **U.S. Cl.**
USPC **D21/687**

(58) **Field of Classification Search**
USPC 482/140, 131, 130, 135, 70, 101, 141, 482/907, 132, 123, 121, 122, 126, 95, 96, 482/127, 52, 44, 45, 142, 30; D21/676, D21/662, 687, 686, 690; D10/97; 441/79, 441/65; D6/376

(Continued)

(56) **References Cited**

U.S. PATENT DOCUMENTS

4,752,067 A * 6/1988 Colonello A63B 21/4039
482/140
D315,111 S * 3/1991 Rogalski D10/97

(Continued)

OTHER PUBLICATIONS

AssessPro Rep-Addition Curl-Up Tester by Gopher Sport dated no date. Found online [Oct. 23, 2015] <http://www.gophersport.com/fit-assess/push-up-curl-up-pull-up/assesspro-rep-addition-curl-up-tester>.*

(Continued)

Primary Examiner — Robert M Spear

Assistant Examiner — Ryan Harvey

(74) *Attorney, Agent, or Firm* — Merchant & Gould P.C.

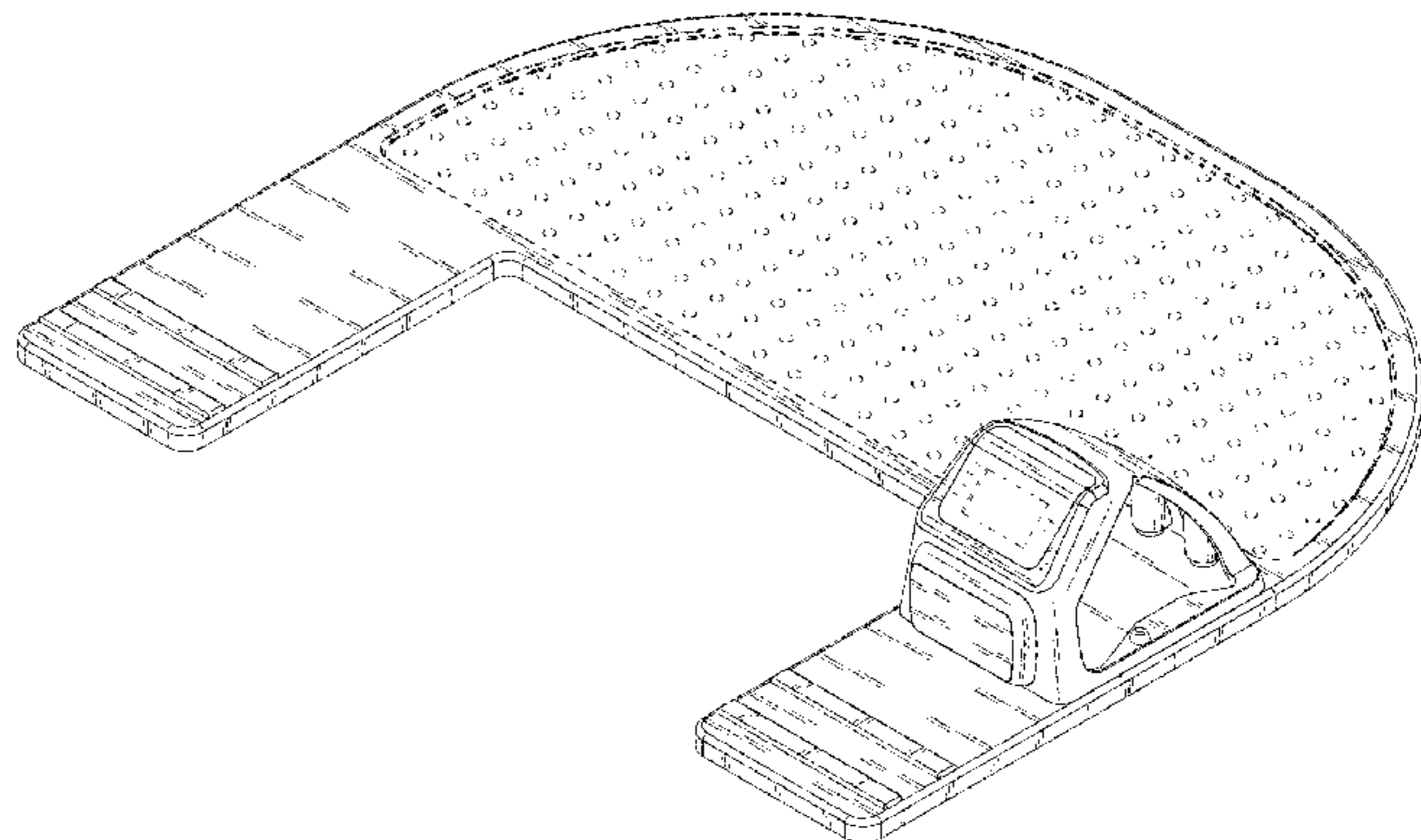
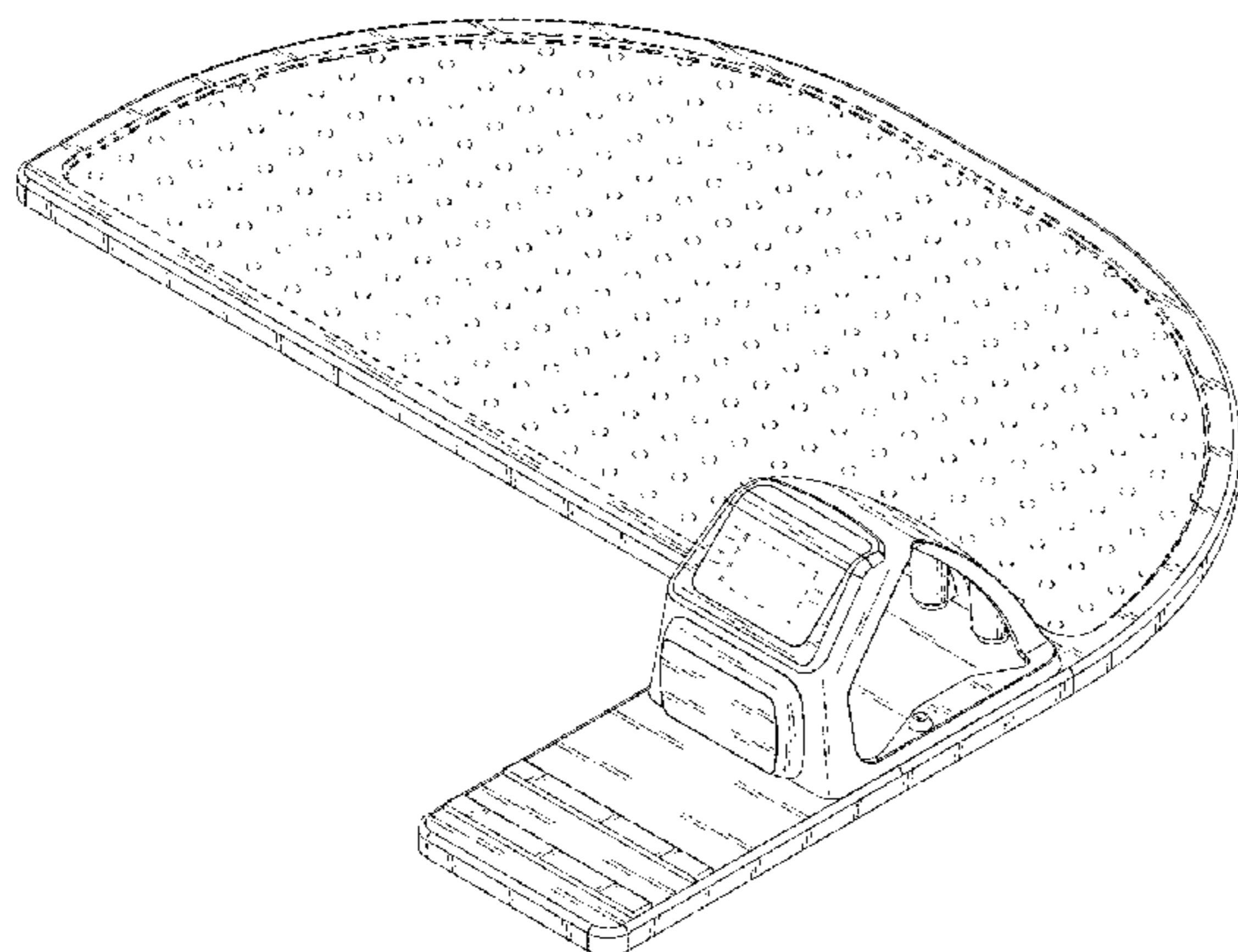
(57) **CLAIM**

The ornamental design for a curl-up device, as shown and described.

DESCRIPTION

FIG. 1 is a perspective view of a first embodiment of a curl-up device;
FIG. 2 is a rear view of the curl-up device of FIG. 1;
FIG. 3 is a front view of the curl-up device of FIG. 1;
FIG. 4 is a first side view of the curl-up device of FIG. 1;
FIG. 5 is a second side view of the curl-up device of FIG. 1;
FIG. 6 is a top view of the curl-up device of FIG. 1;
FIG. 7 is a bottom view of the curl-up device of FIG. 1;
FIG. 8 is a perspective view of a second embodiment of a curl-up device;
FIG. 9 is a rear view of the curl-up device of FIG. 8;
FIG. 10 is a front view of the curl-up device of FIG. 8;
FIG. 11 is a first side view of the curl-up device of FIG. 8;
FIG. 12 is a second side view of the curl-up device of FIG. 8;
FIG. 13 is a top view of the curl-up device of FIG. 8; and, FIG. 14 is a bottom view of the curl-up device of FIG. 8.
The claim comprises only the shaded surfaces of the curl-up device; the unshaded surfaces and the broken line showing of portions of the curl-up device depict environment and forms no part of the claimed design.

1 Claim, 10 Drawing Sheets



(58) **Field of Classification Search**

CPC A63B 23/0211; A63B 23/0233; A63B
2208/0233; A63B 2210/50; A63B
21/4047; A63B 2208/0252

See application file for complete search history.

(56) **References Cited**

U.S. PATENT DOCUMENTS

D321,386	S	*	11/1991	Reichman	D21/687
D334,604	S	*	4/1993	Roy	D21/687
D343,877	S	*	2/1994	Yin	D21/690
D349,316	S	*	8/1994	Miller	D21/686
D381,378	S	*	7/1997	Colonello	D21/687
D395,685	S	*	6/1998	Cayne	D21/662
D456,084	S	*	4/2002	Smith	D21/687
D727,441	S	*	4/2015	Chuang	D21/687
2008/0248702	A1	*	10/2008	Wilkie	B63B 35/815 441/79

OTHER PUBLICATIONS

Gopher Catalog (copyright 2012) (4 pages including the front cover, catalogue pages, and rear cover).

Gopher Catalog (copyright 2014) (6 pages including the front cover, index, catalogue pages, and rear cover).

* cited by examiner

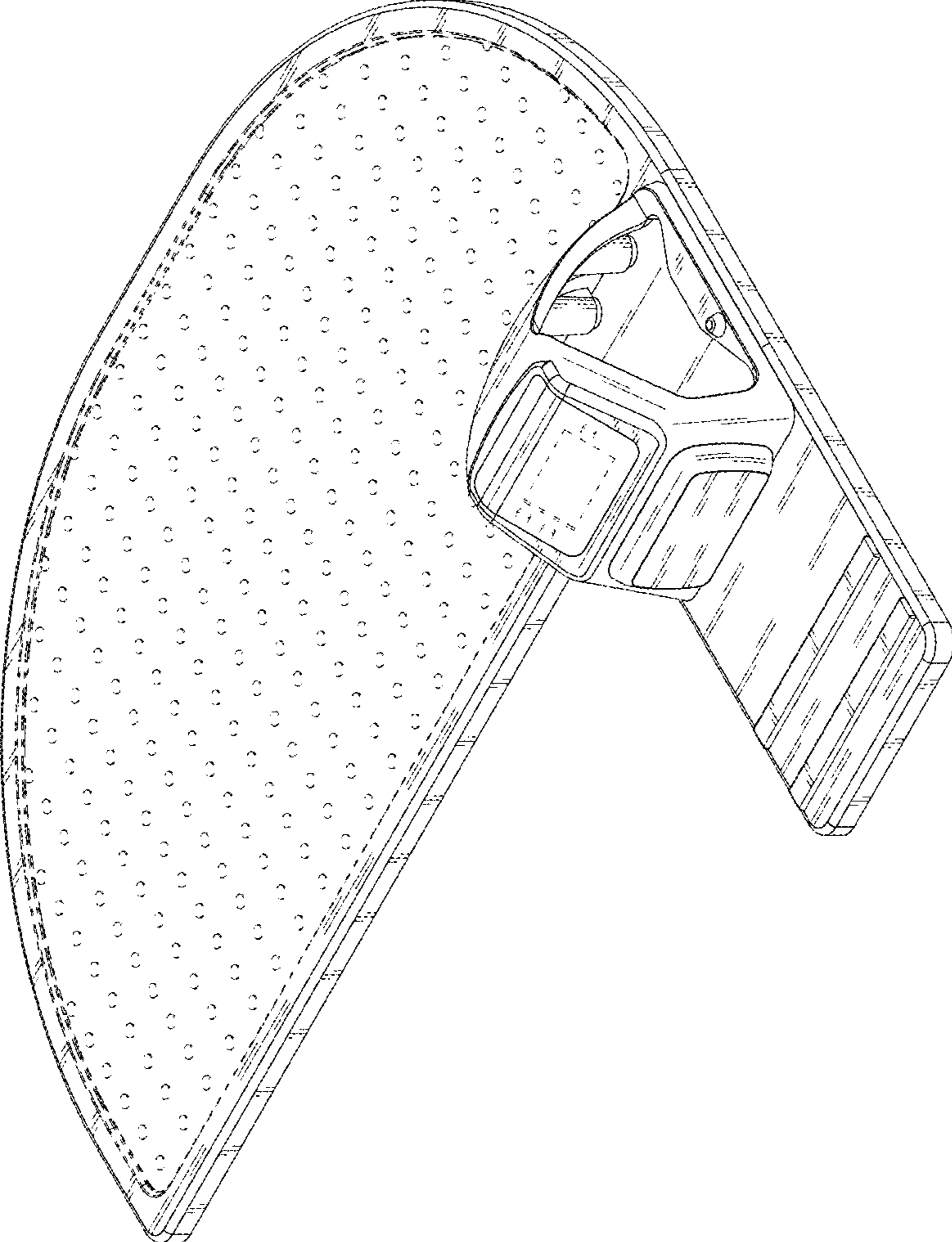


FIG. 1




FIG. 2




FIG. 3




FIG. 4

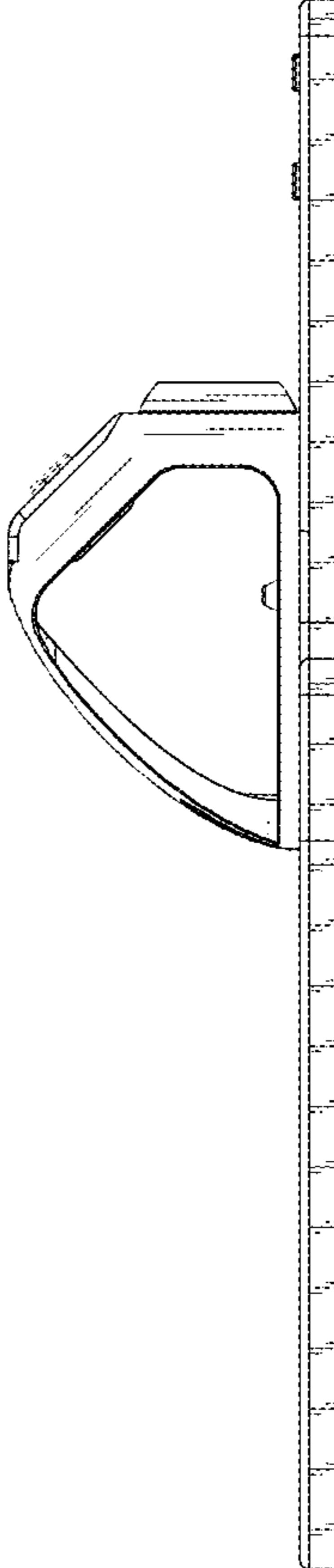


FIG. 5

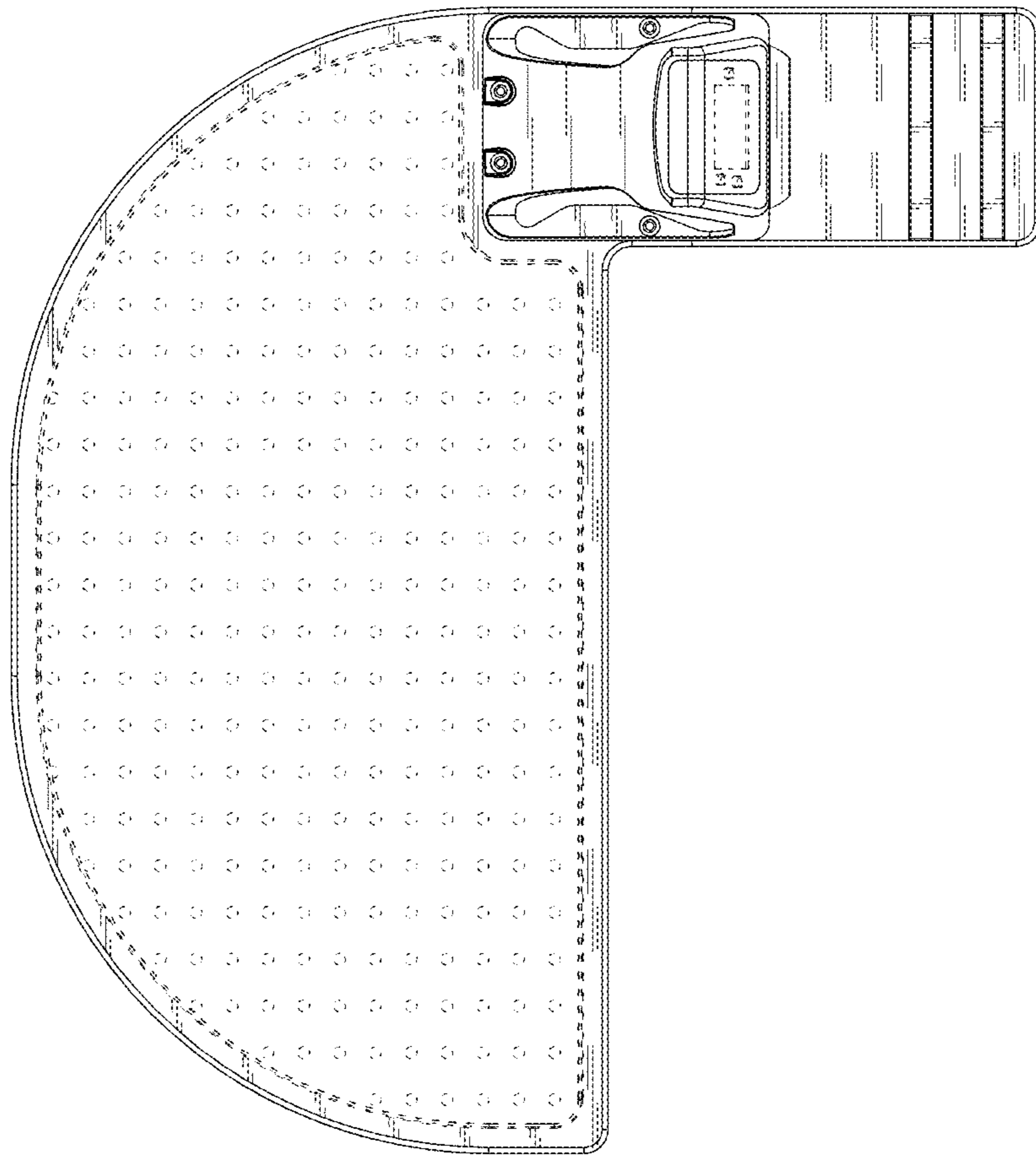


FIG. 6

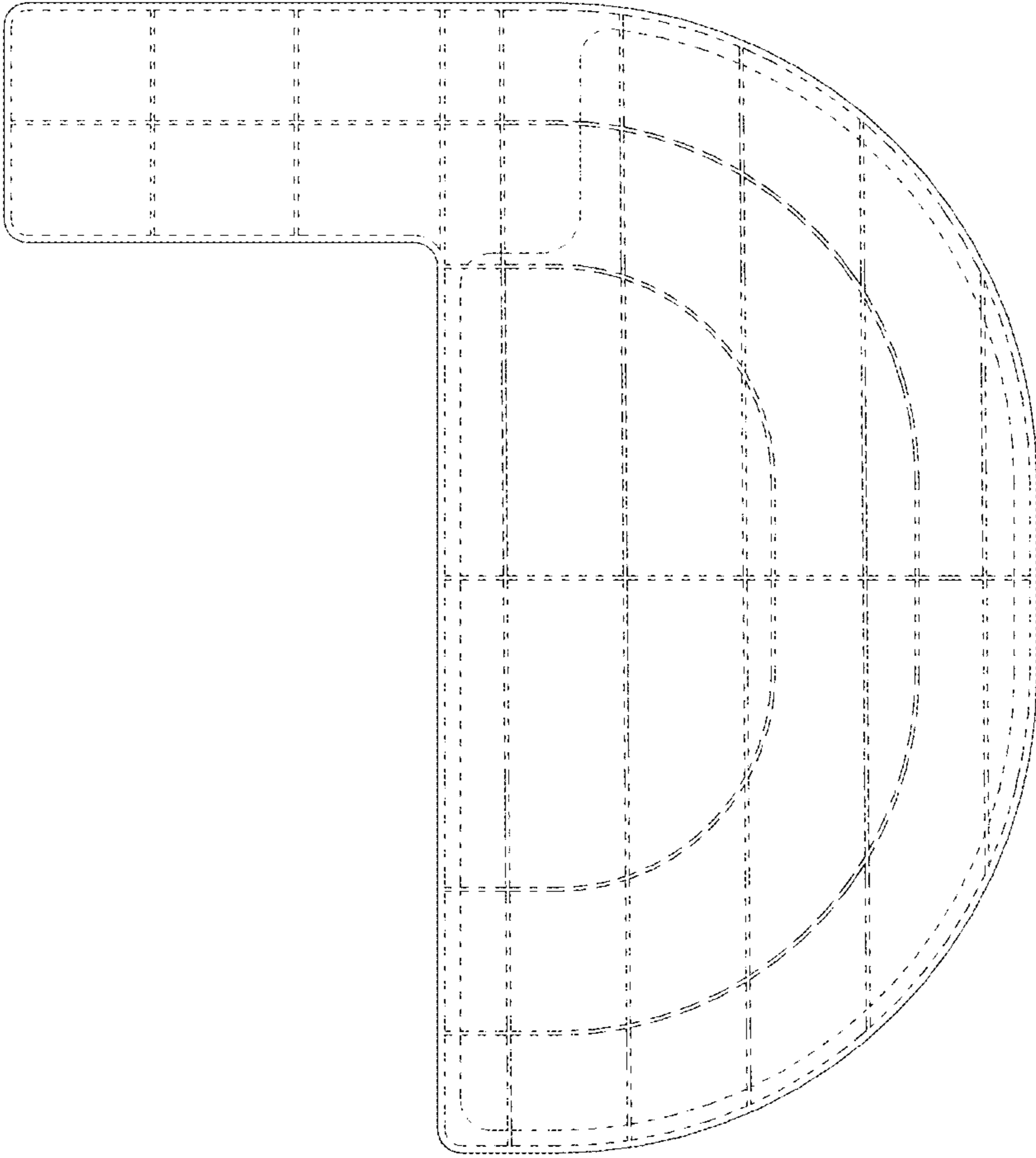


FIG. 7

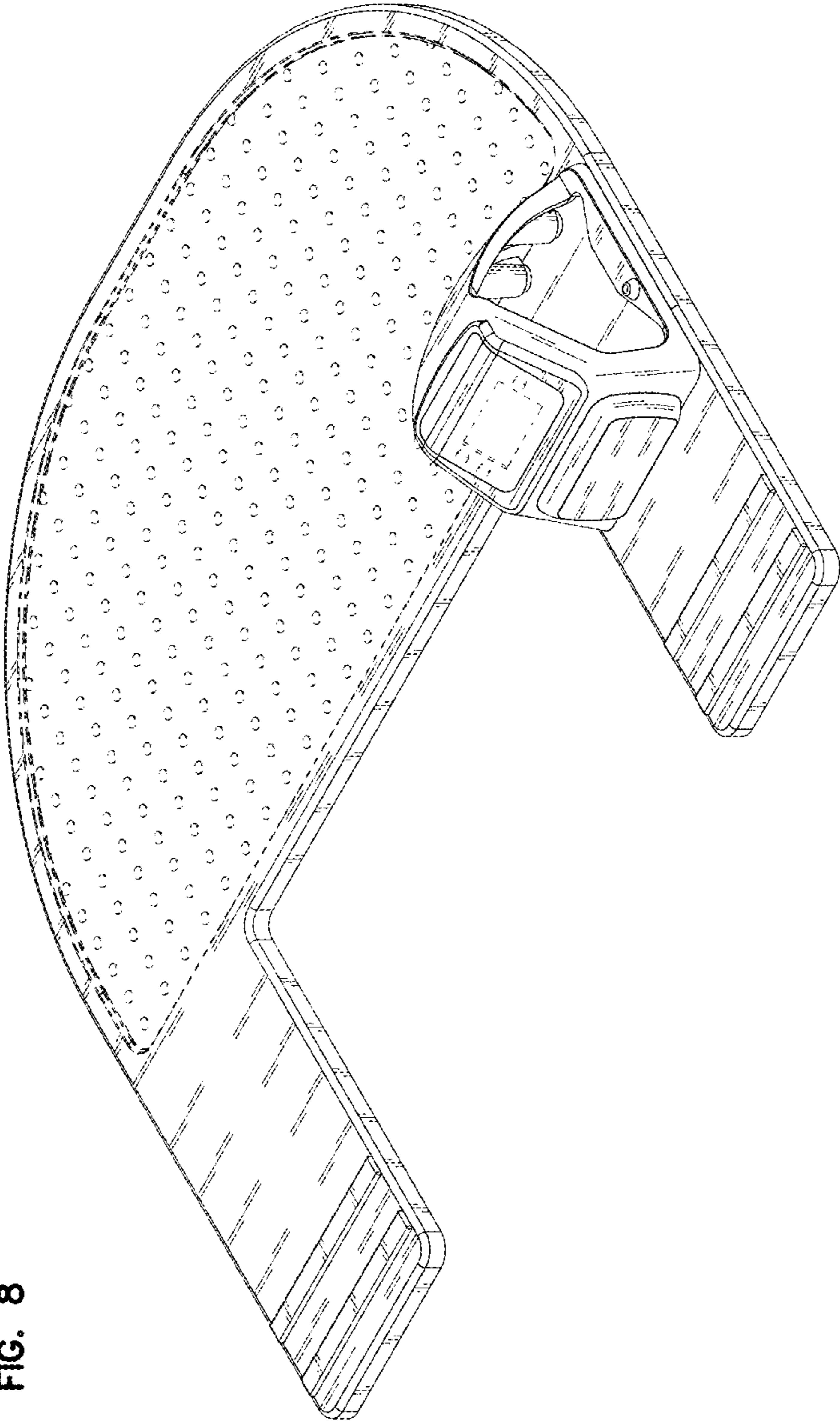


FIG. 8

FIG. 9





FIG. 10






FIG. 11



FIG. 12

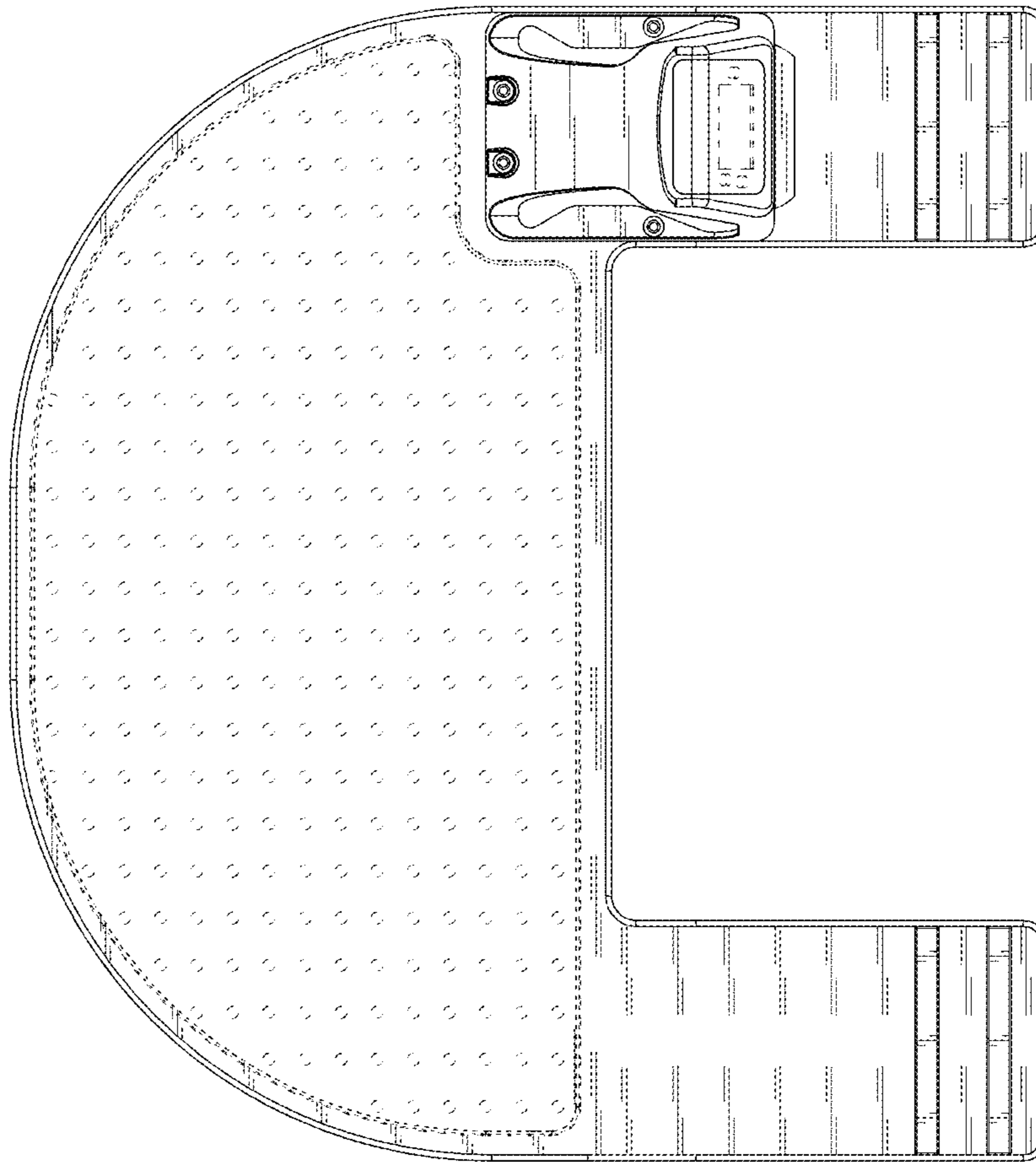


FIG. 13

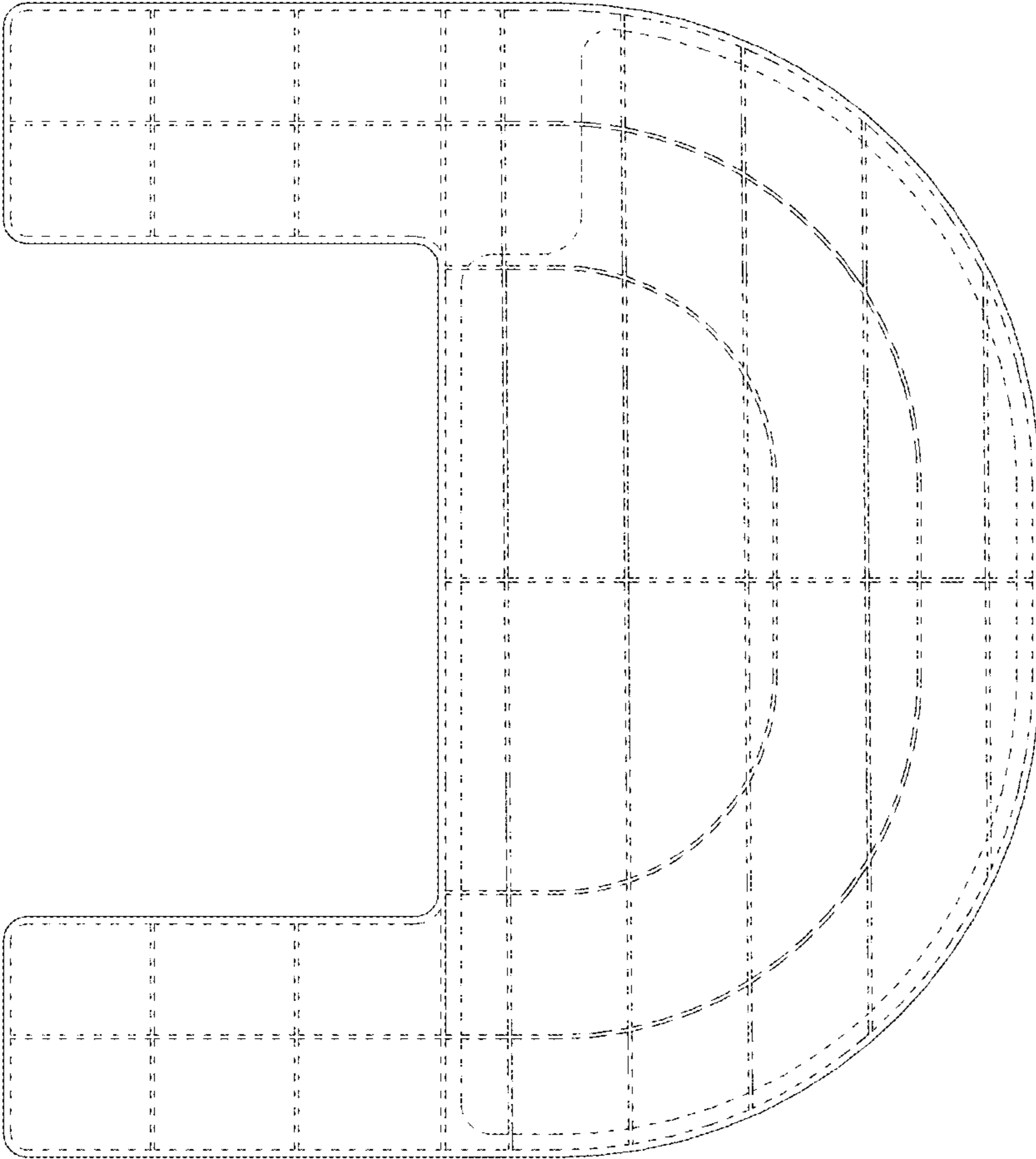


FIG. 14