



US00D778360S

(12) **United States Design Patent** (10) **Patent No.:** **US D778,360 S**
Ambrose (45) **Date of Patent:** **** Feb. 7, 2017**

(54) **HAND-HELD MESSAGING SIGN**
(71) Applicant: **James Ambrose**, Ewing, NJ (US)
(72) Inventor: **James Ambrose**, Ewing, NJ (US)
(**) Term: **15 Years**

D414,516 S 9/1999 Lopez
6,474,693 B1 * 11/2002 Nitsche G09F 11/06
281/15.1
7,243,448 B1 * 7/2007 Zuaro G09F 7/10
40/488
8,136,280 B2 3/2012 Spelman
2002/0133988 A1 9/2002 Spelman
2003/0079389 A1 5/2003 Eberly
2007/0039217 A1 2/2007 Van Meter
2007/0245609 A1 10/2007 Becker
2010/0018096 A1 * 1/2010 Fein G09F 7/00
40/606.18
2010/0139137 A1 6/2010 Coutu

(21) Appl. No.: **29/531,808**
(22) Filed: **Jun. 30, 2015**
(51) **LOC (10) Cl.** **20-03**
(52) **U.S. Cl.**
USPC **D20/10**
(58) **Field of Classification Search**
USPC D20/10, 19, 29, 41, 42, 99; D10/109.1,
D10/113.4
CPC G09F 5/00; G09F 7/00; G09F 11/00;
G09F 11/06; G09F 11/08; G09F
13/00; G09F 15/00; G09F 19/00; G09F
21/02
See application file for complete search history.

FOREIGN PATENT DOCUMENTS

GB 2367941 4/2002

* cited by examiner

Primary Examiner — Mary Ann Calabrese

(57) **CLAIM**

I claim the ornamental design for a hand-held messaging sign, as shown and described.

(56) **References Cited**

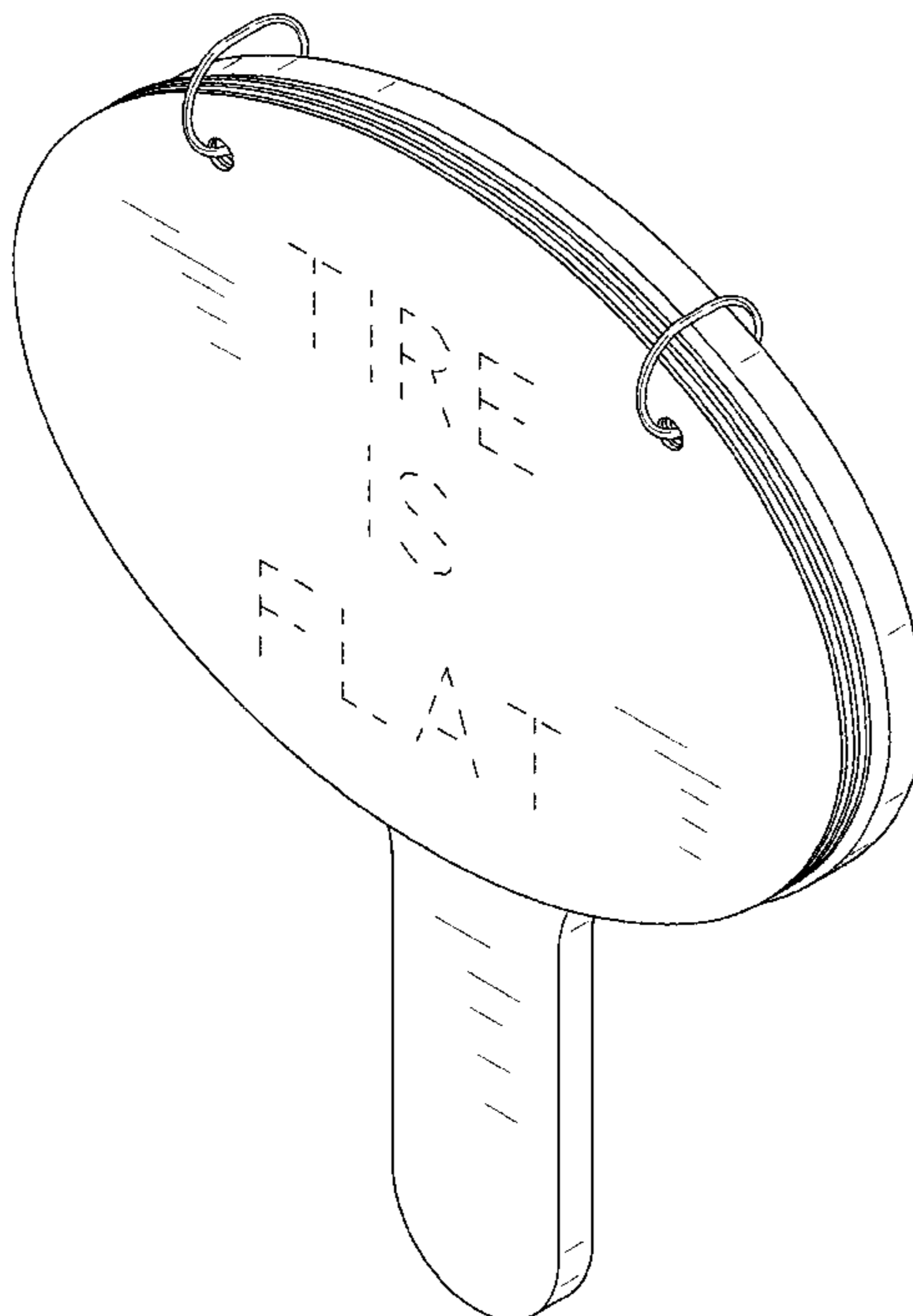
U.S. PATENT DOCUMENTS

1,619,511 A * 3/1927 Hausner G09F 7/00
116/325
3,139,611 A * 6/1964 Fleming B60Q 7/005
340/321
D233,159 S * 10/1974 White D20/41
D263,972 S 4/1982 Pasker
4,367,605 A * 1/1983 Clifton G09F 7/00
40/584
D375,978 S 11/1996 Fitzgerald
D400,462 S * 11/1998 Ivanovic D10/114.9
D407,118 S * 3/1999 Whitten D20/10

DESCRIPTION

FIG. 1 is a front view of the hand-held messaging sign.
FIG. 2 is a back view of the claimed design.
FIG. 3 is a side view of the claimed design.
FIG. 4 is a top view of the claimed design.
FIG. 5 is a bottom view of the claimed design; and,
FIG. 6 is a perspective view of the claimed design.
The broken lines showing the words "TIRE IS FLAT" in
FIGS. 1 and 6 illustrate environment and form no part of the
claimed design.

1 Claim, 5 Drawing Sheets



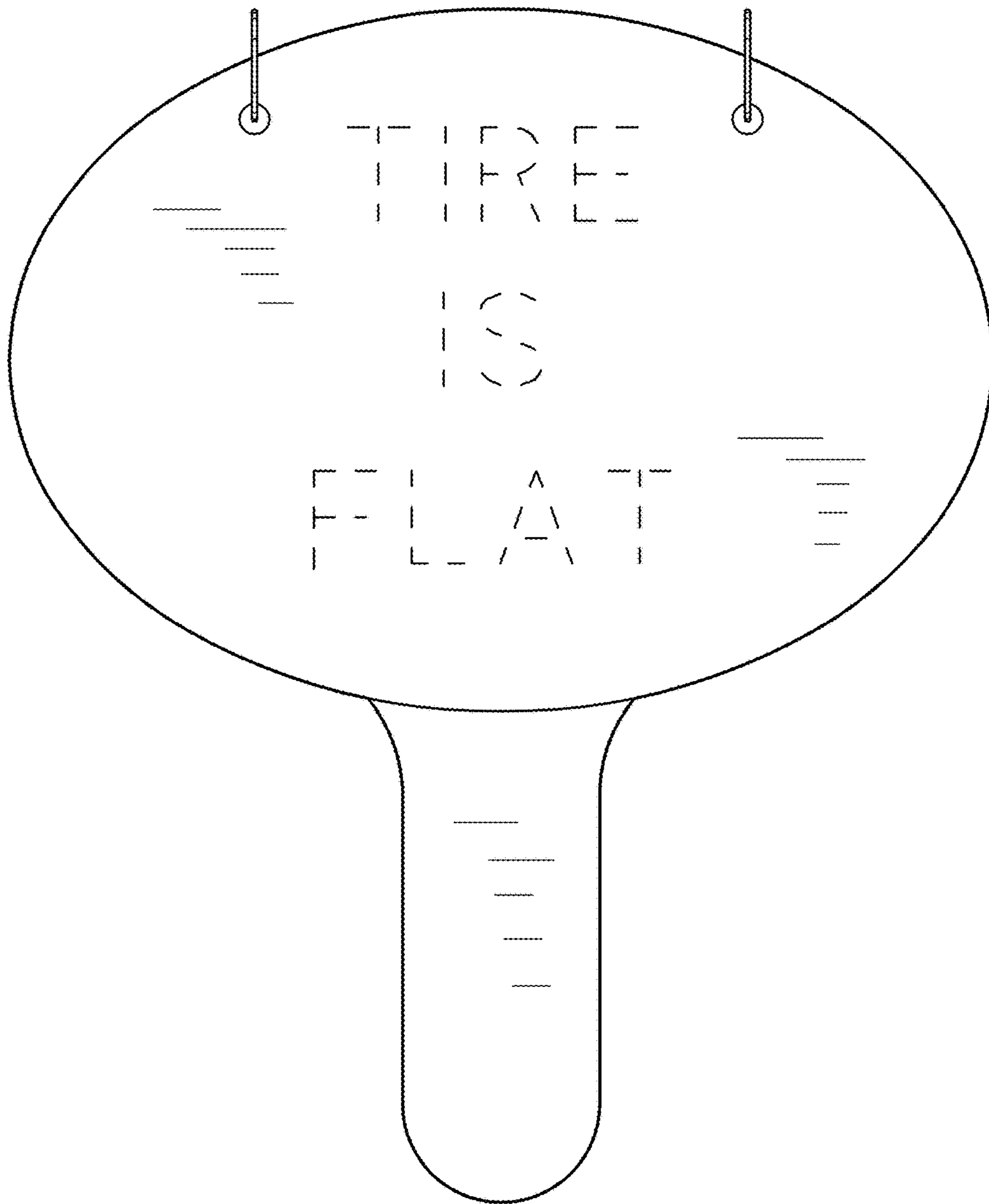


FIG. 1

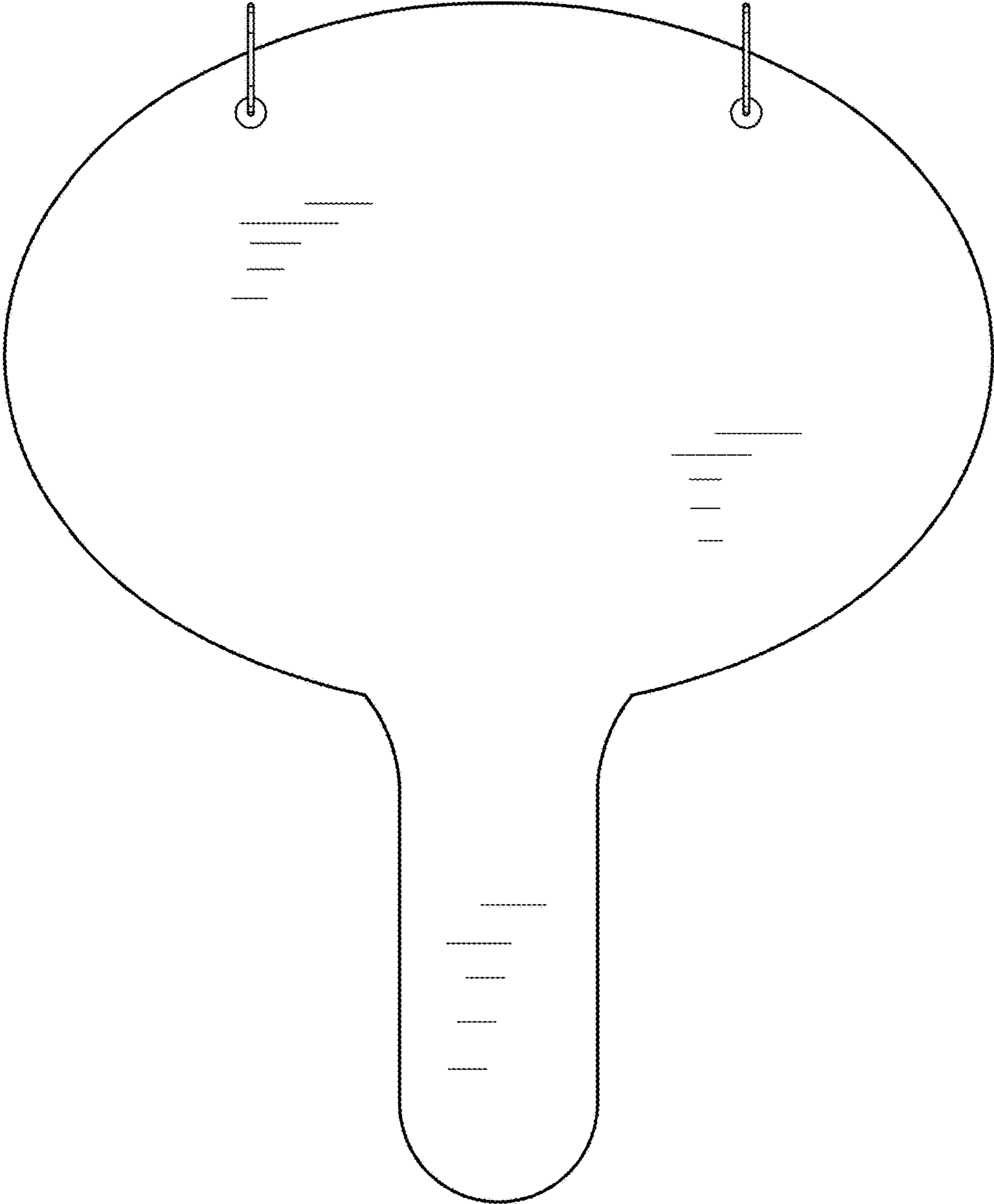


FIG. 2

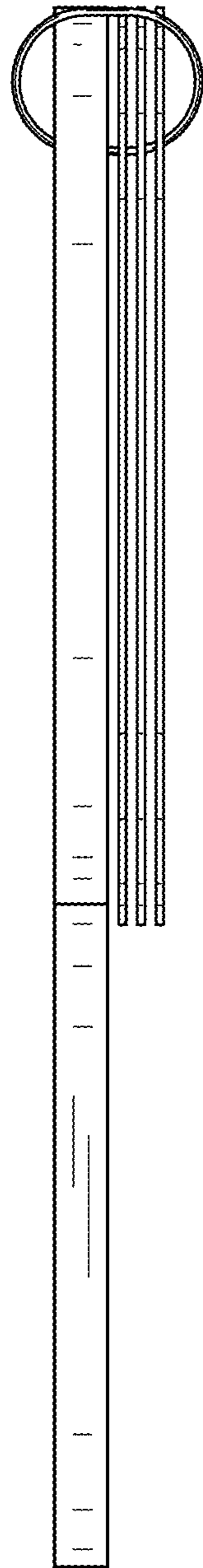


FIG. 3

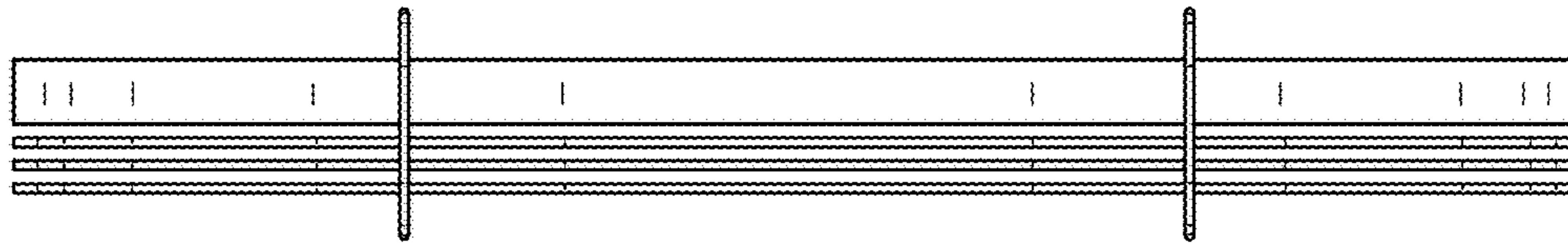


FIG. 4

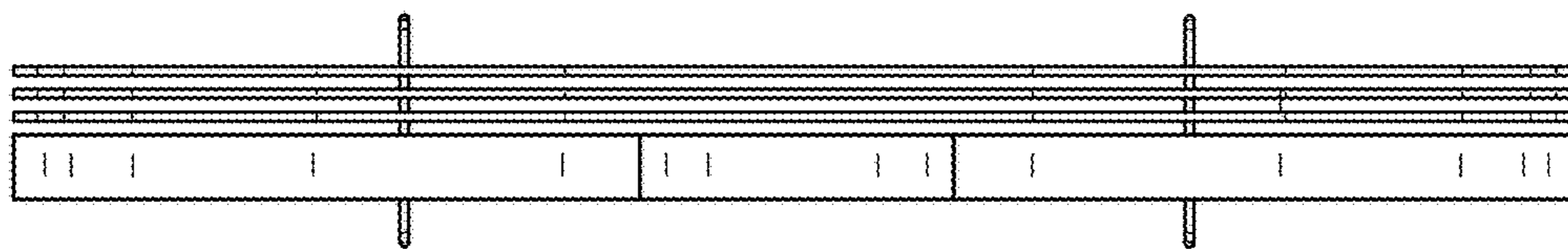


FIG. 5

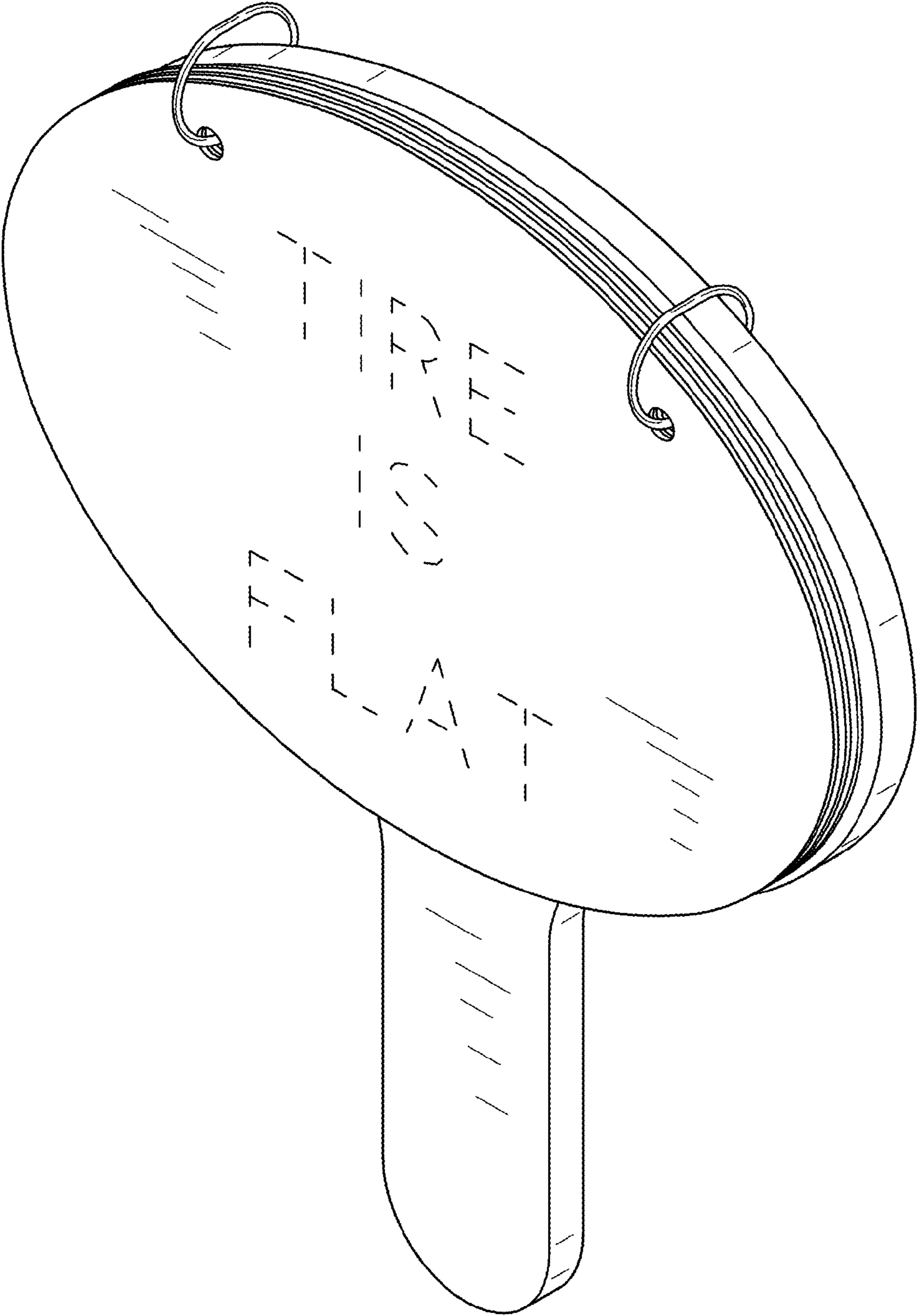


FIG. 6