



US00D778358S

(12) **United States Design Patent** (10) **Patent No.:** **US D778,358 S**
Laemle (45) **Date of Patent:** **** Feb. 7, 2017**

(54) **PEN**
(71) Applicant: **David A. Laemle**, Westwood, NJ (US)
(72) Inventor: **David A. Laemle**, Westwood, NJ (US)
(73) Assignee: **Davro Products, Inc.**, Westwood, NJ (US)
(**) Term: **15 Years**

D575,822 S * 8/2008 Rolion D19/174
D601,197 S * 9/2009 Zhang D19/174
D612,888 S * 3/2010 Rolion D19/171
D628,637 S * 12/2010 Xiao D19/173
D628,638 S * 12/2010 Zhano D19/173
D628,639 S * 12/2010 Wang D19/170
D633,943 S * 3/2011 Stukenkemper D19/170
D641,406 S * 7/2011 Zhang D19/171
D642,619 S * 8/2011 Kermoal D19/174
D660,358 S * 5/2012 Zhang D19/173
D662,982 S * 7/2012 Zhang D19/173

(Continued)

(21) Appl. No.: **29/535,708**

(22) Filed: **Aug. 10, 2015**

(51) **LOC (10) Cl.** **19-06**

(52) **U.S. Cl.**
USPC **D19/170; D19/916**

(58) **Field of Classification Search**
USPC D14/411, 431, 480.3; D19/115-204
CPC B43K 5/005; B43K 7/00; B43K 7/12;
B43K 8/04; B43K 8/06; B43K
19/00; B43K 19/02; B43K 19/14; B43K
24/08; B43K 24/084

See application file for complete search history.

(56) **References Cited**

U.S. PATENT DOCUMENTS

D363,739 S * 10/1995 Petrillo D19/173
5,662,425 A * 9/1997 Mitsuya A45D 40/04
401/52
D391,153 S * 2/1998 Poisson D19/166
5,803,637 A * 9/1998 Mitsuya A45D 40/04
401/52
D418,163 S * 12/1999 Rosen D19/171
D452,707 S * 1/2002 Kazaoka D19/119
D480,756 S * 10/2003 Hwang D19/174
D500,792 S * 1/2005 Bain D19/174
D540,866 S * 4/2007 Qiu D19/174
D548,787 S * 8/2007 Slemp D19/174
D562,892 S * 2/2008 Qiu D19/121
D573,184 S * 7/2008 Vadenne D19/174

OTHER PUBLICATIONS

DAVRO Products, Inc. Design Catalogue, 2015, online, p. 28-29 for Economy Pen Stylus, publication date: Oct. 7, 2015.*

(Continued)

Primary Examiner — Elizabeth Albert
(74) *Attorney, Agent, or Firm* — St Onge Steward Johnston and Reens LLC

(57) **CLAIM**

The ornamental design for a pen, as shown and described.

DESCRIPTION

FIG. 1 is a top right side isometric view of a pen in accordance with the new design;
FIG. 2 is a top plan view thereof;
FIG. 3 is a bottom plan view thereof;
FIG. 4 is a right side elevational view thereof;
FIG. 5 is a left side elevational view thereof;
FIG. 6 is a rear elevational view thereof; and,
FIG. 7 is a front elevational view thereof.
The broken lines shown in FIGS. 1-7 are for the purpose of illustrating portions of the pen that form no part of the claimed design.

1 Claim, 6 Drawing Sheets



(56)

References Cited

U.S. PATENT DOCUMENTS

D672,813	S	*	12/2012	Zhang	D19/172
D689,134	S	*	9/2013	Landow	D19/174
D689,933	S	*	9/2013	Li	D19/171
8,550,735	B2	*	10/2013	Rolion	B43K 17/005 401/103
D697,970	S	*	1/2014	Jin	D19/933
D709,949	S	*	7/2014	Fleming	D19/119
D710,941	S	*	8/2014	Casciotti	D19/177
D726,825	S	*	4/2015	Casciotti	D19/171
D740,362	S	*	10/2015	Koo	D19/171
2009/0290929	A1	*	11/2009	Rolion	B43K 17/005 401/109

OTHER PUBLICATIONS

Digital Photograph of a Berlineta Stylus Design by Inkhead. 1 photo.

Digital Photograph of a Economy Pen Stylus Design by Davro Products Inc. 1 photo.

Digital Photograph of an Image of a Pen Design by Guanzhong Import & Export Co., 1 photo.

Digital Photograph of a Shiner Stylus Design by 4 Imprint. 1 photo.

Digital Photograph of a Solara Stylus Design by Amsterdam. 1 photo.

* cited by examiner

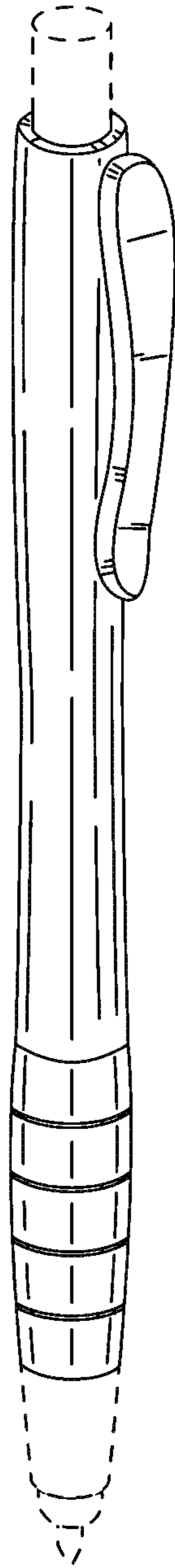


FIG. 1




FIG. 2



FIG. 3

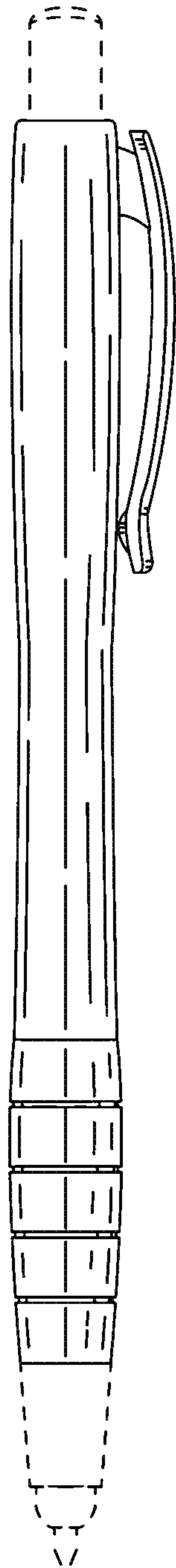


FIG. 4

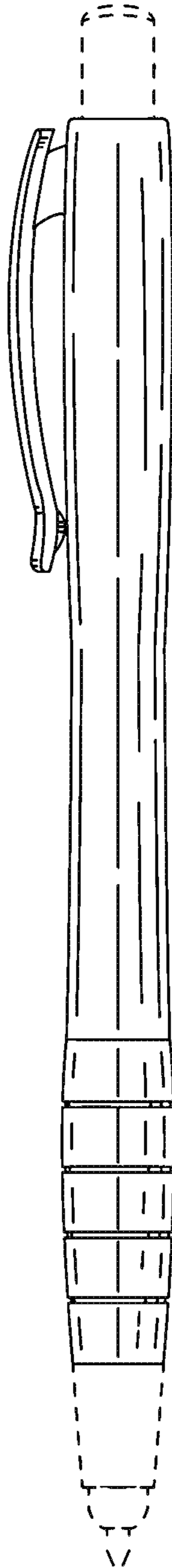


FIG. 5




FIG. 6




FIG. 7