



US00D778354S

(12) **United States Design Patent** (10) **Patent No.:** **US D778,354 S**
Shlonsky et al. (45) **Date of Patent:** **** Feb. 7, 2017**

(54) **PADDLE BALL GREETING CARD**
(71) Applicant: **American Greetings Corporation,**
Cleveland, OH (US)
(72) Inventors: **Lynne Shlonsky,** Shaker Heights, OH
(US); **David Mayer,** Bay Village, OH
(US); **Dave Sapp,** Avon Lake, OH
(US); **Cathy Tasse,** Westlake, OH (US)
(73) Assignee: **American Greetings Corporation,**
Cleveland, OH (US)
(**) Term: **15 Years**
(21) Appl. No.: **29/530,754**
(22) Filed: **Jun. 19, 2015**
(51) **LOC (10) Cl.** **19-01**
(52) **U.S. Cl.**
USPC **D19/1**
(58) **Field of Classification Search**
USPC D19/1-10, 20-34; 40/124.01-124.15,
40/661, 776, 726; 283/72, 75-76,
283/105-107, 82, 70, 904, 74; 206/449;
D21/385; D20/10-11, 22, 27, 40, 42;
360/2; 235/380, 235/382; 473/521;
705/500
CPC B42D 15/00; B42D 15/027; B42D 15/042;
B42D 15/022; B42D 15/045; B42D 25/00;
B42D 25/20; B42D 25/23; B42D 25/29;
B42D 25/30; B42D 25/26; B42D 25/285;
B42D 2033/00; B42D 2033/02; B42D
2033/04; B42D 2033/08; B42D 2033/10;
B42D 2033/18; B42D 2033/20; B42D
2033/22; B42D 2033/21; B42D 2033/28;
B42D 2033/30; B42F 19/00; B42F 19/02;
B42F 19/04; B42F 19/06; B42F
19/12; B42F 19/34; B42F 21/00; B42F
21/02; B42F 21/06; B42F 21/12
See application file for complete search history.

(56) **References Cited**
U.S. PATENT DOCUMENTS
1,928,583 A 9/1933 Young et al.
2,047,774 A 7/1936 Paul et al.
2,131,550 A 9/1938 Collins
2,196,253 A 4/1940 DiBella
2,208,086 A 7/1940 Singer
2,622,880 A 12/1952 Walsh
2,967,711 A 1/1961 Anderson
3,148,883 A 9/1964 Ruderian
D226,206 S * 1/1973 Rankin et al. 473/527
3,737,164 A 6/1973 Yoe
5,249,810 A * 10/1993 Cazalet A63B 67/20
273/330
5,377,996 A 1/1995 Shure
5,405,149 A 4/1995 Allen
(Continued)

Primary Examiner — Abraham Bahta
(74) *Attorney, Agent, or Firm* — Christine Flanagan

(57) **CLAIM**
The ornamental design for a paddle ball greeting card, as shown and described.

DESCRIPTION
FIG. 1 is perspective view of the paddle ball greeting card of the present invention, in a closed position.
FIG. 2 is a front view of the greeting card of FIG. 1.
FIG. 3 is a rear view of the greeting card of FIG. 1.
FIG. 4 is left side view of the greeting card of FIG. 1.
FIG. 5 is a right side view of the greeting card of FIG. 1.
FIG. 6 is a top view of the greeting card of FIG. 1.
FIG. 7 is a bottom view of the greeting card of FIG. 1; and, FIG. 8 is a perspective view of the greeting card of FIG. 1, in an open position.

1 Claim, 6 Drawing Sheets



(56)

References Cited

U.S. PATENT DOCUMENTS

D359,780	S	*	6/1995	Sokol	D21/731
5,951,014	A		9/1999	Nadel	
D445,147	S	*	7/2001	Saldana	D21/466
D537,483	S	*	2/2007	Kort	D21/466
D539,369	S	*	3/2007	Makowsky	D21/729
D579,985	S	*	11/2008	Sanges	D21/302
8,701,987	B2		4/2014	Albers et al.	
D724,659	S	*	3/2015	Begin	D19/1
D738,957	S	*	9/2015	Albers	D19/10

* cited by examiner

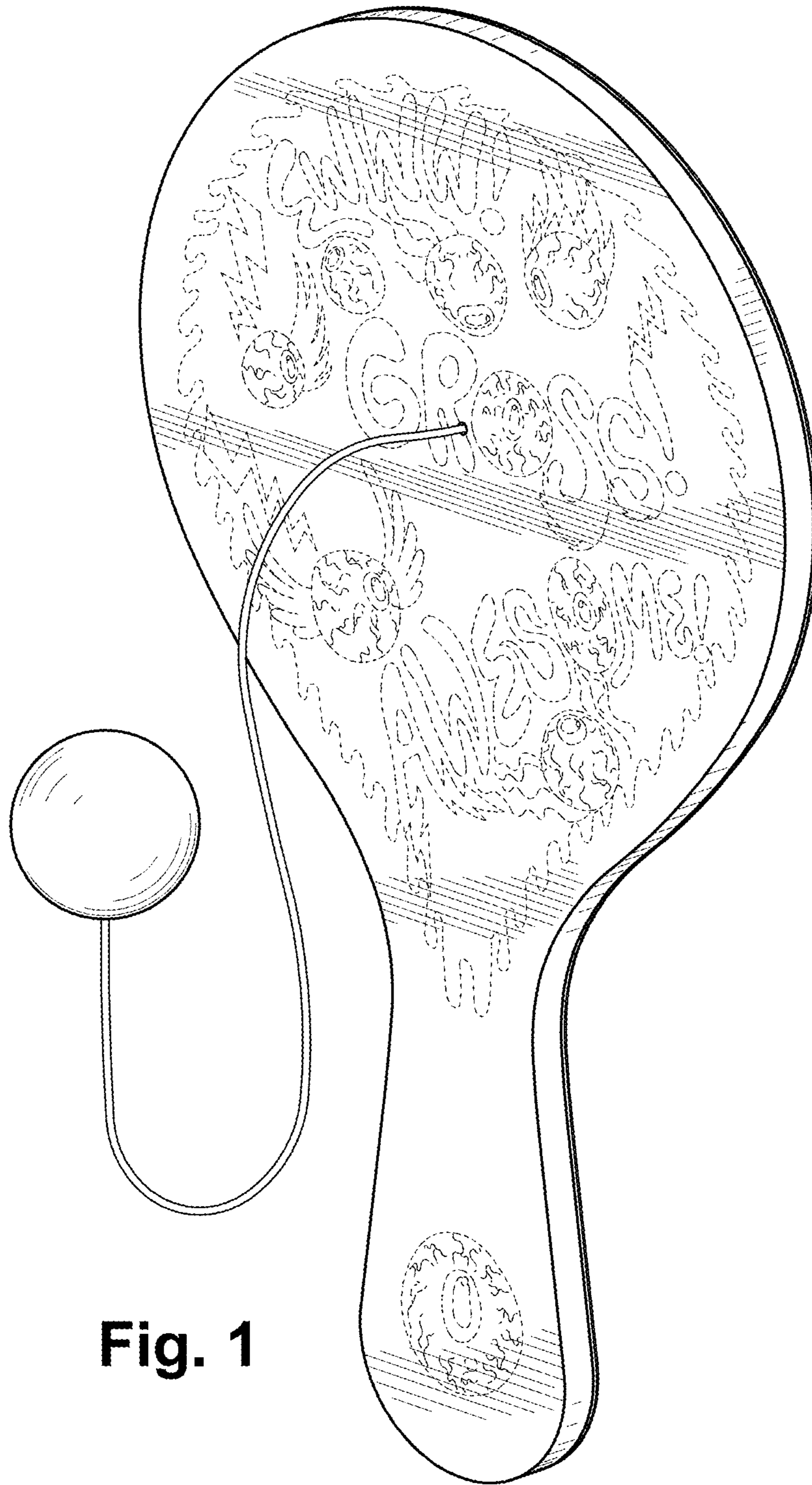


Fig. 1




Fig. 2

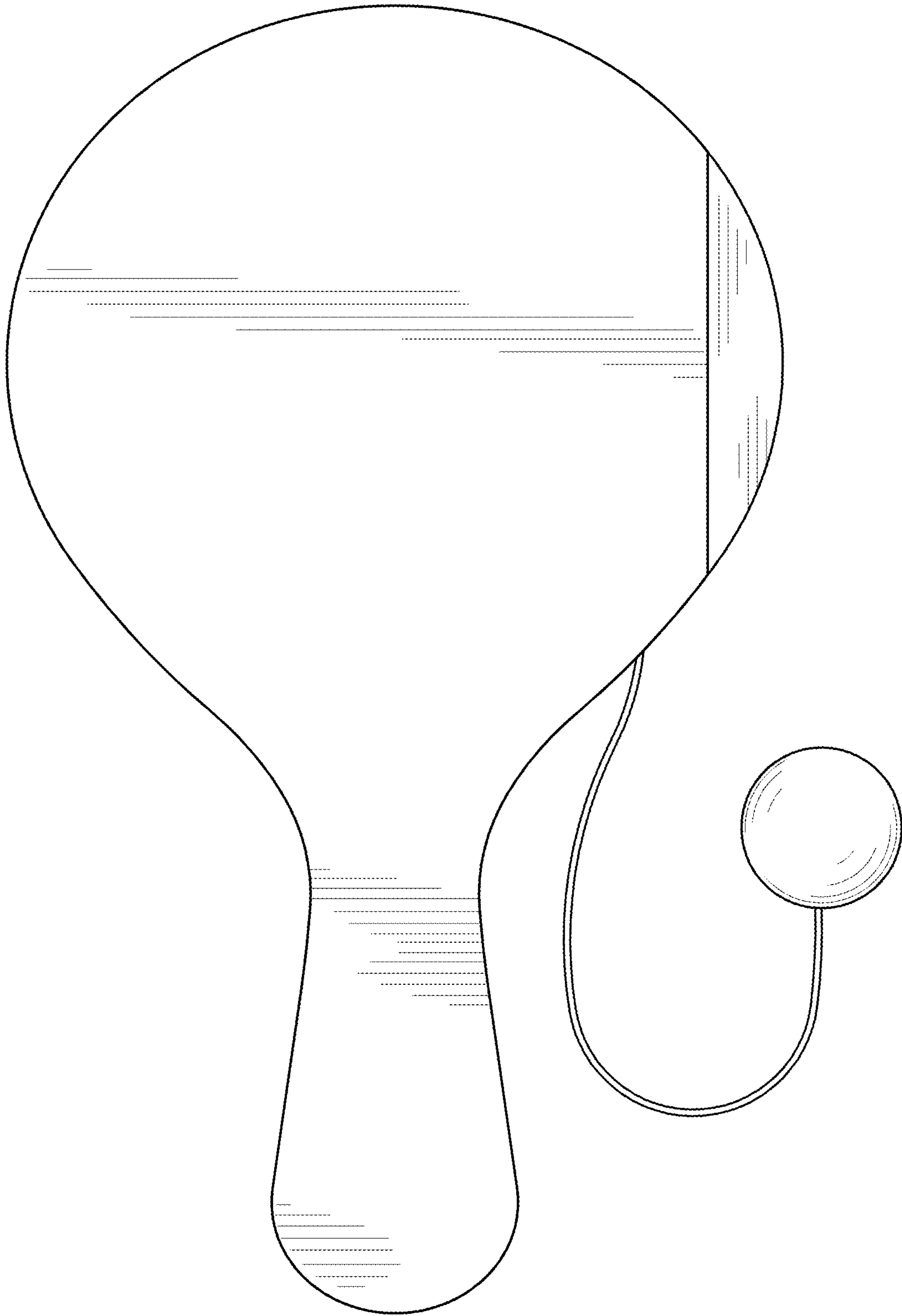


Fig. 3

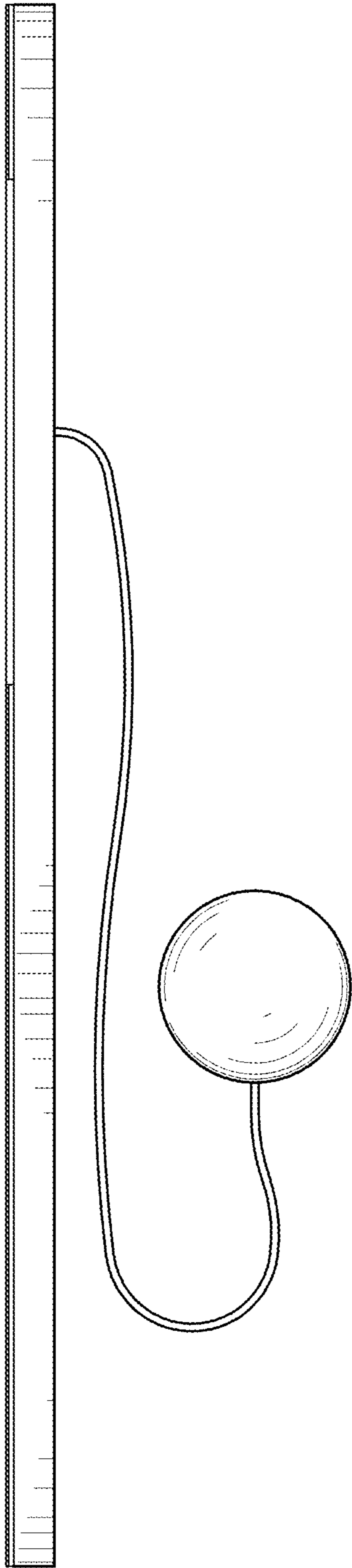


Fig. 4

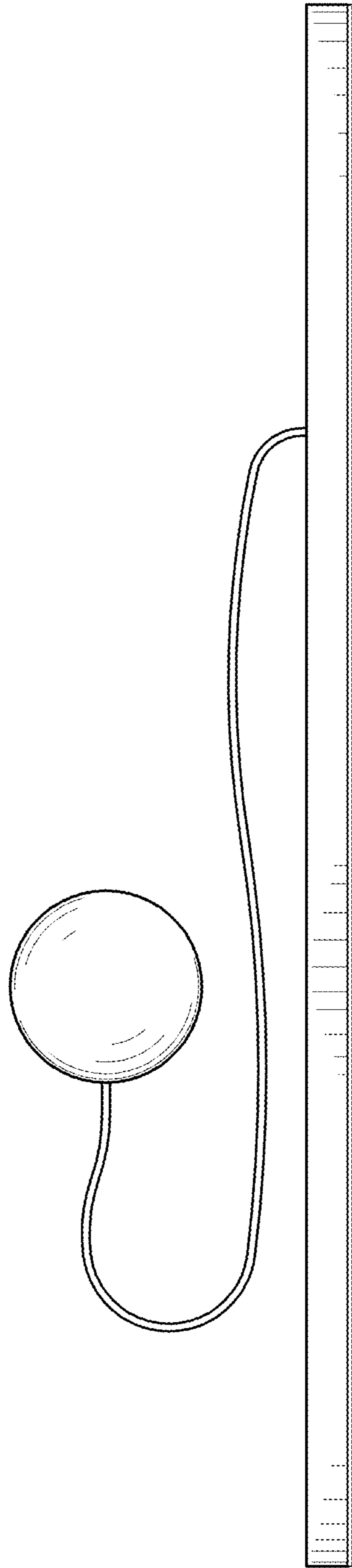


Fig. 5

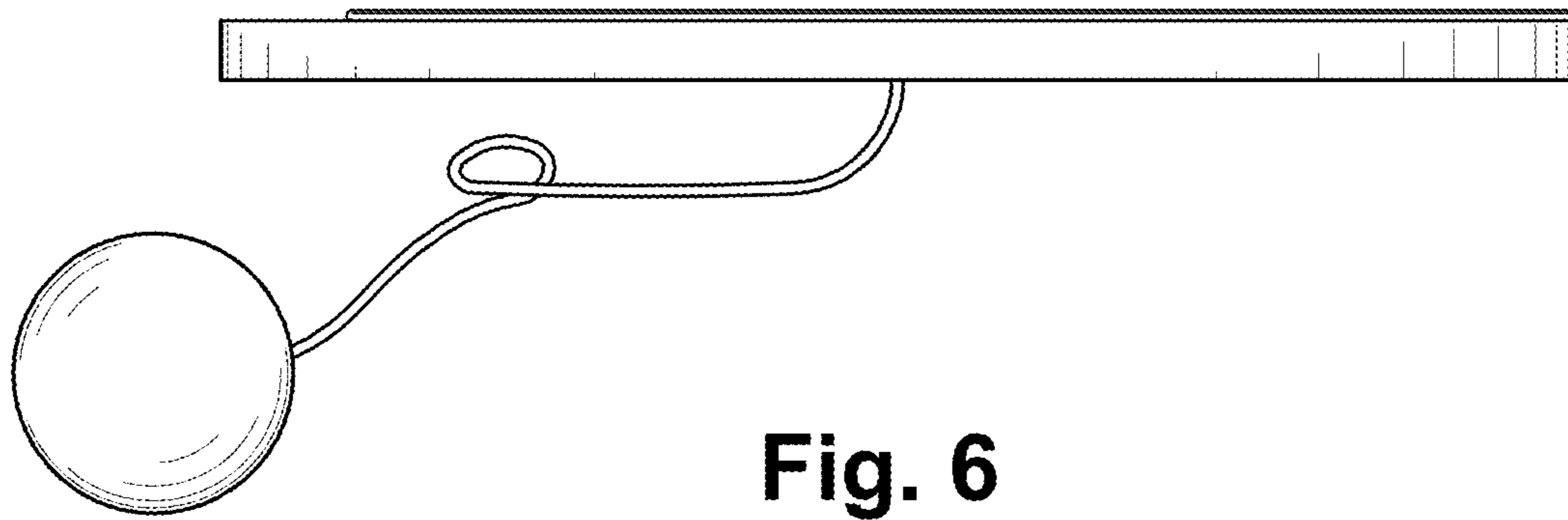


Fig. 6

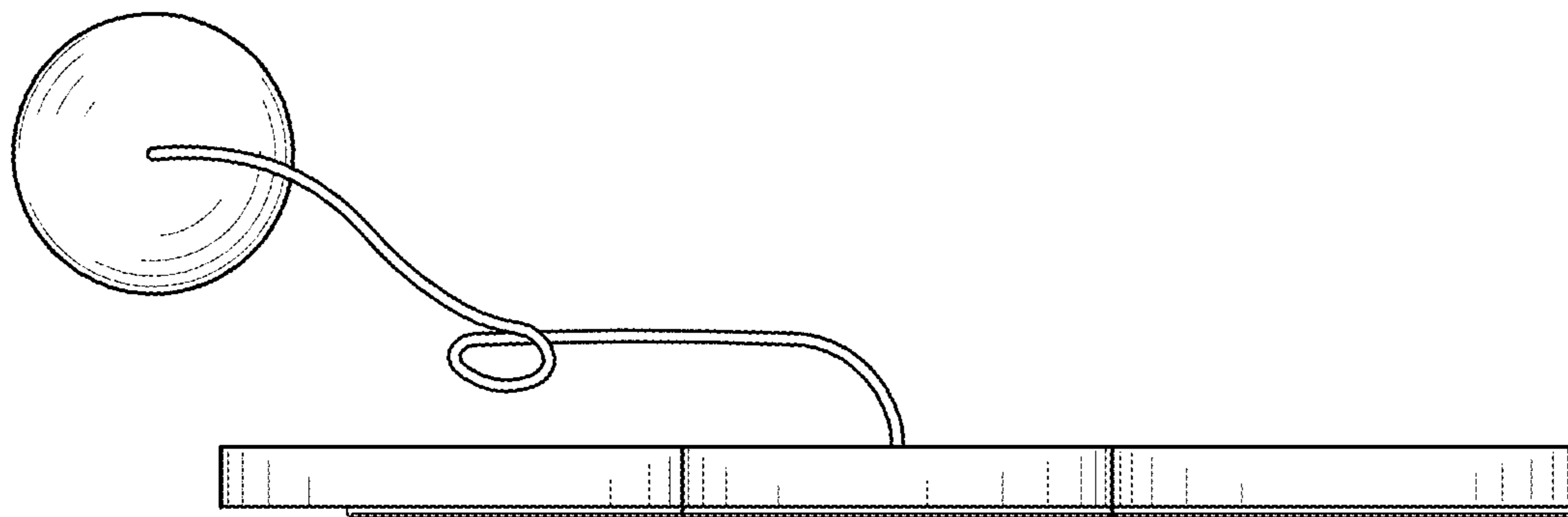


Fig. 7

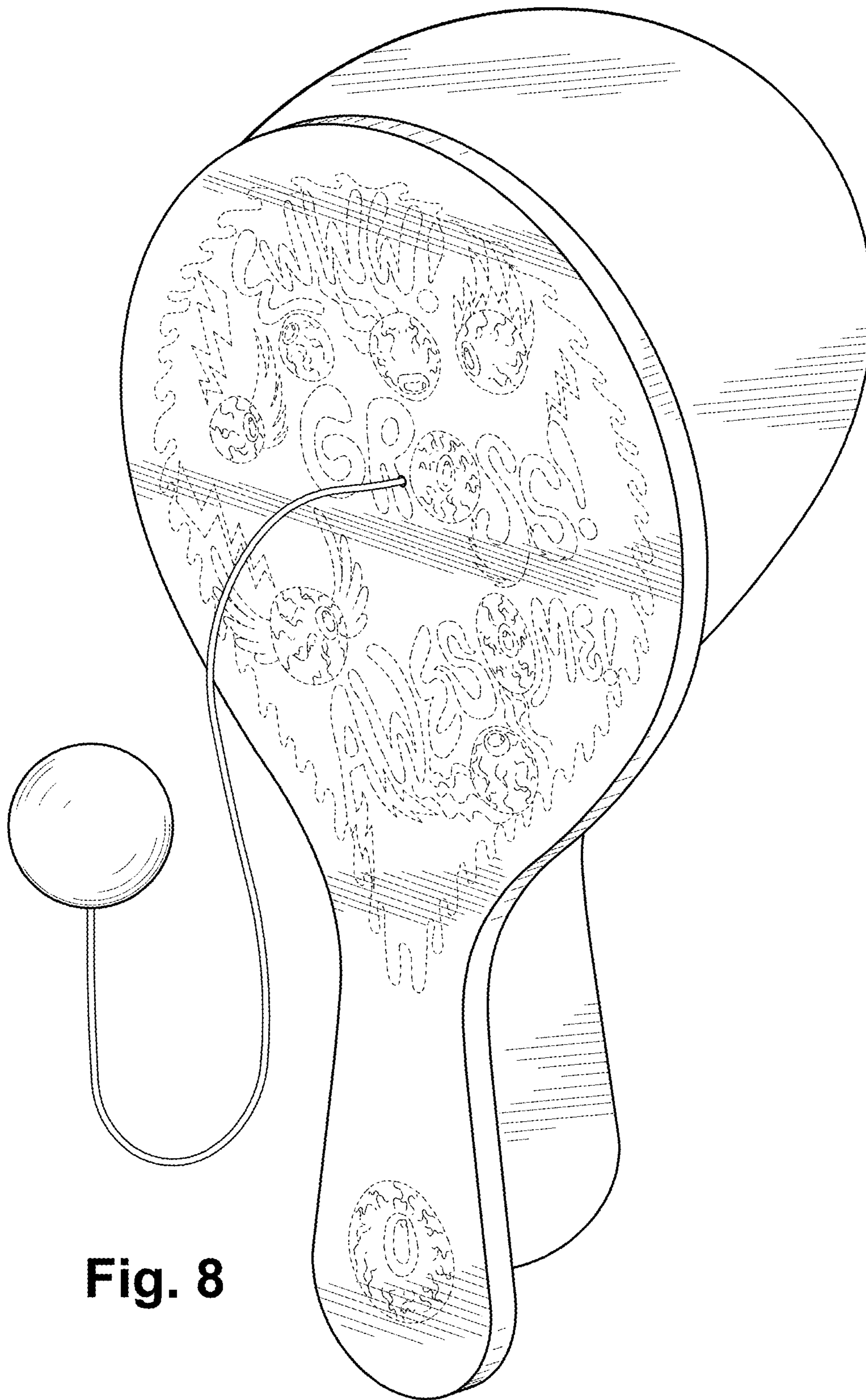


Fig. 8