



US00D778340S

(12) **United States Design Patent**
Garfias

(10) **Patent No.:** **US D778,340 S**

(45) **Date of Patent:** **** Feb. 7, 2017**

(54) **EYEGLASS**

(71) Applicant: **Oakley, Inc.**, Foothill Ranch, CA (US)

(72) Inventor: **Nicolas Adolfo Garfias**, Long Beach, CA (US)

(73) Assignee: **Oakley, Inc.**, Foothill Ranch, CA (US)

(**) Term: **15 Years**

(21) Appl. No.: **29/548,418**

(22) Filed: **Dec. 14, 2015**

(51) **LOC (10) Cl.** **16-06**

(52) **U.S. Cl.**

USPC **D16/315**; D16/335

(58) **Field of Classification Search**

USPC D16/101, 300-342, 900; D29/109-110;
351/41, 44, 51-52, 62, 158, 92, 103-123,
351/140-153, 63, 59, 45-48; 2/426-432,
2/447-449, 441, 434-437, 440, 442, 13,
2/15; D21/483, 659-661; D14/372;
D8/356

CPC G02C 2200/08; G02C 1/06; G02C 5/14;
G02C 11/02; G02C 11/04; G01C 5/16;
A61M 2021/0044; A63B 33/002

See application file for complete search history.

(56) **References Cited**

U.S. PATENT DOCUMENTS

2,607,919	A	8/1952	Stegeman
D196,000	S	8/1963	McNeill
D387,084	S	12/1997	Bolle
D398,021	S	9/1998	Bolle
D474,223	S	5/2003	Chen
D529,066	S	9/2006	Matera
D543,572	S	5/2007	Yee et al.
7,222,958	B1	5/2007	Chiou
D544,020	S	6/2007	Thixton et al.
D553,173	S	10/2007	Baden et al.
D553,177	S	10/2007	Chen
D564,568	S	3/2008	Moritz
D564,571	S	3/2008	Jannard et al.

D581,446	S	11/2008	Yee
D581,447	S	11/2008	Yee
D584,330	S	1/2009	Chen
7,497,569	B2	3/2009	Webb
D591,787	S	5/2009	Yee
D599,836	S	9/2009	Rohrbach
D601,613	S	10/2009	Yee
D615,578	S	5/2010	Pulito et al.
D622,755	S	8/2010	Yee
D623,683	S	9/2010	Rohrbach
D640,725	S	6/2011	Moritz et al.

(Continued)

FOREIGN PATENT DOCUMENTS

JP 1484751 10/2013

OTHER PUBLICATIONS

U.S. Appl. No. 29/507,142, filed Oct. 24, 2014, Shin.

U.S. Appl. No. 29/521,662, filed Mar. 25, 2015, Yoo.

U.S. Appl. No. 29/526,520, filed May 11, 2015, Shin.

(Continued)

Primary Examiner — Raphael Barkai

(74) *Attorney, Agent, or Firm* — Knobbe Martens Olson & Bear, LLP

(57) **CLAIM**

The ornamental design for an eyeglass, as shown and described.

DESCRIPTION

FIG. 1 is a front perspective view of an eyeglass showing an embodiment of the new design;

FIG. 2 is a front elevational view thereof;

FIG. 3 is a rear elevational view thereof;

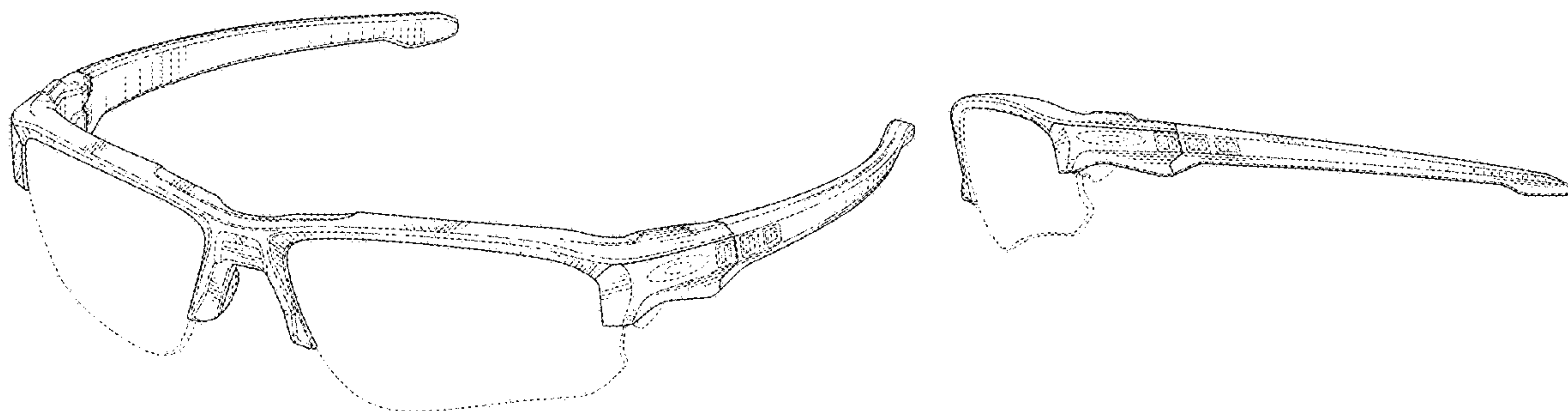
FIG. 4 is a left side elevational view thereof, the right side elevational view being a mirror image thereof;

FIG. 5 is a top plan view thereof; and,

FIG. 6 is a bottom plan view thereof.

The broken lines in the Figures show portions of the eyeglass which form no part of the claimed design.

1 Claim, 4 Drawing Sheets



(56)

References Cited

U.S. PATENT DOCUMENTS

D654,529	S	2/2012	Markovitz et al.	
D675,664	S	2/2013	Moritz	
D681,093	S	4/2013	Slosar et al.	
D687,481	S	8/2013	Moritz	
D704,764	S *	5/2014	Markovitz	D16/315
D705,339	S	5/2014	Yoo	
D711,958	S	8/2014	Yoo	
D714,858	S	10/2014	Thixton	
D719,209	S	12/2014	Garfias	
D720,799	S	1/2015	Thixton	
D720,800	S	1/2015	Shin	
D724,648	S *	3/2015	Yoo	D16/315
D724,649	S	3/2015	Shin	
D727,401	S *	4/2015	Markovitz	D16/315
D728,664	S	5/2015	Yoo	
D729,305	S	5/2015	Garfias	
D730,431	S	5/2015	Yoo	
D737,880	S *	9/2015	Markovitz	D16/315
D740,346	S	10/2015	Yoo	
D746,356	S *	12/2015	Markovitz	D16/315
D746,367	S	12/2015	Shin	
D747,402	S	1/2016	Shin	
D755,280	S *	5/2016	Hsu	D16/315
D759,150	S *	6/2016	Lin	D16/315
2006/0238700	A1	10/2006	Del Vecchio	

OTHER PUBLICATIONS

U.S. Appl. No. 29/539,511, filed Sep. 15, 2015, Garfias.
 U.S. Appl. No. 29/548,420, filed Dec. 14, 2015, Garfias.
 U.S. Appl. No. 29/548,423, filed Dec. 14, 2015, Garfias.

* cited by examiner

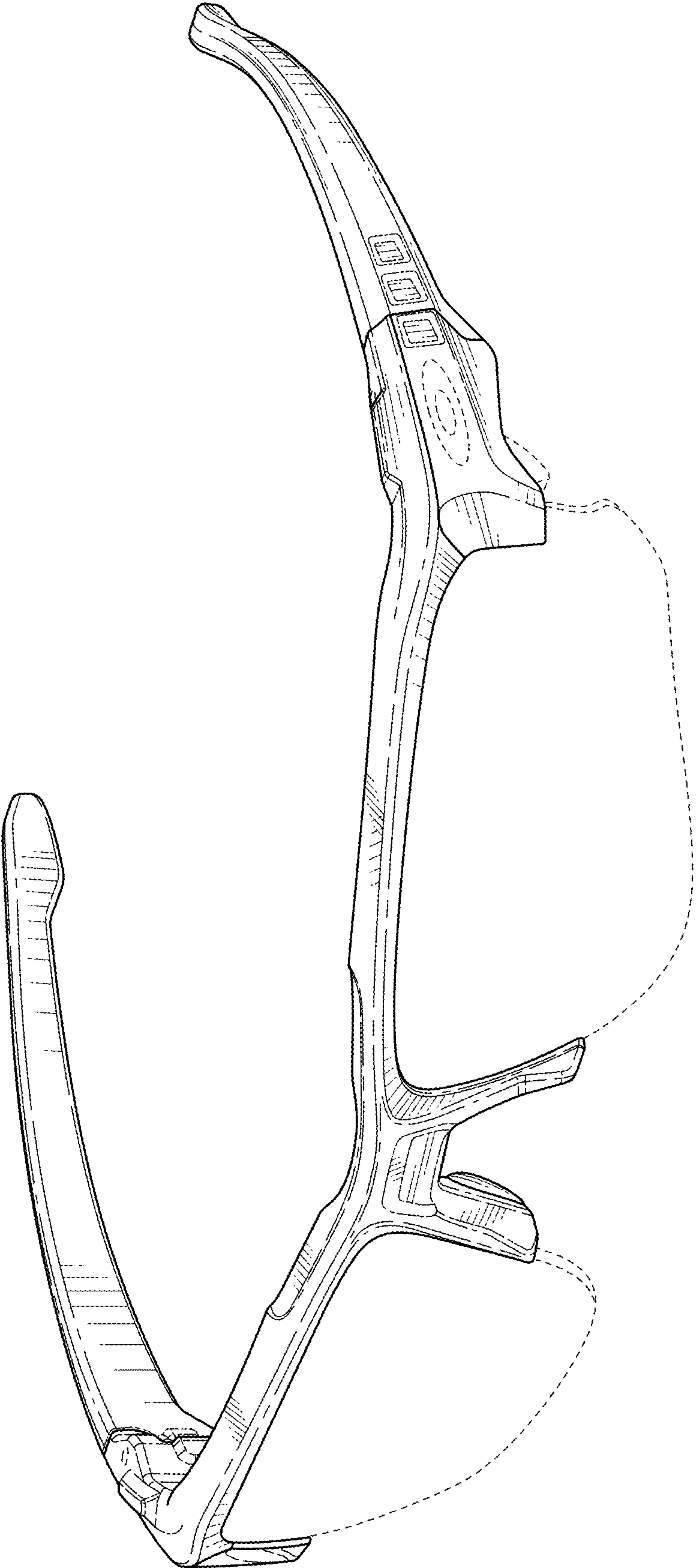


FIG. 1

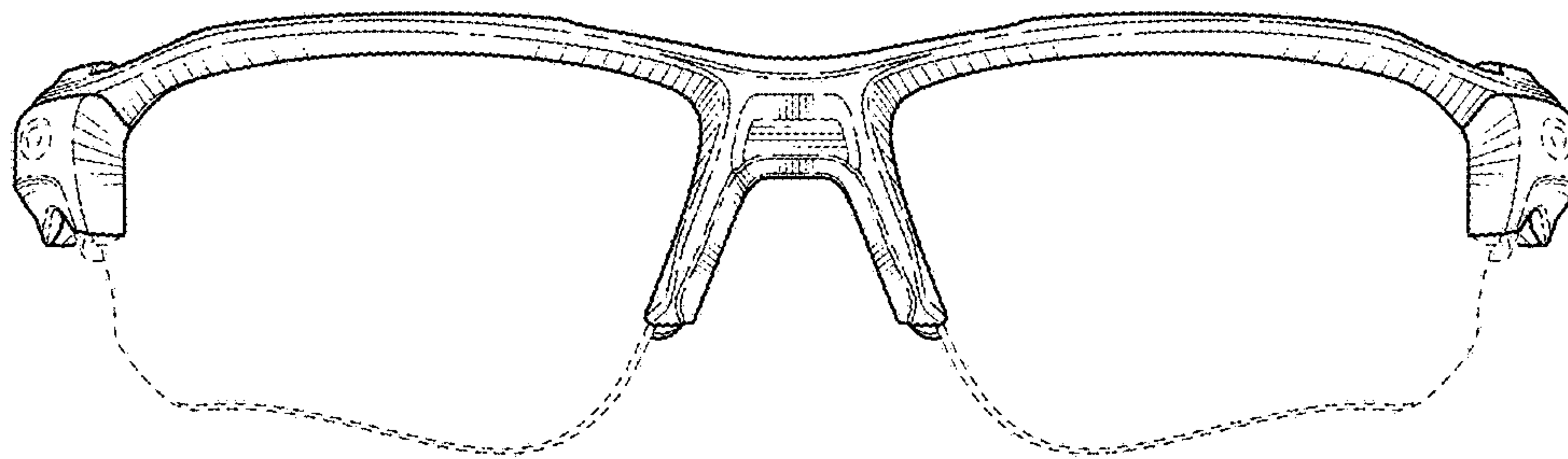


FIG. 2

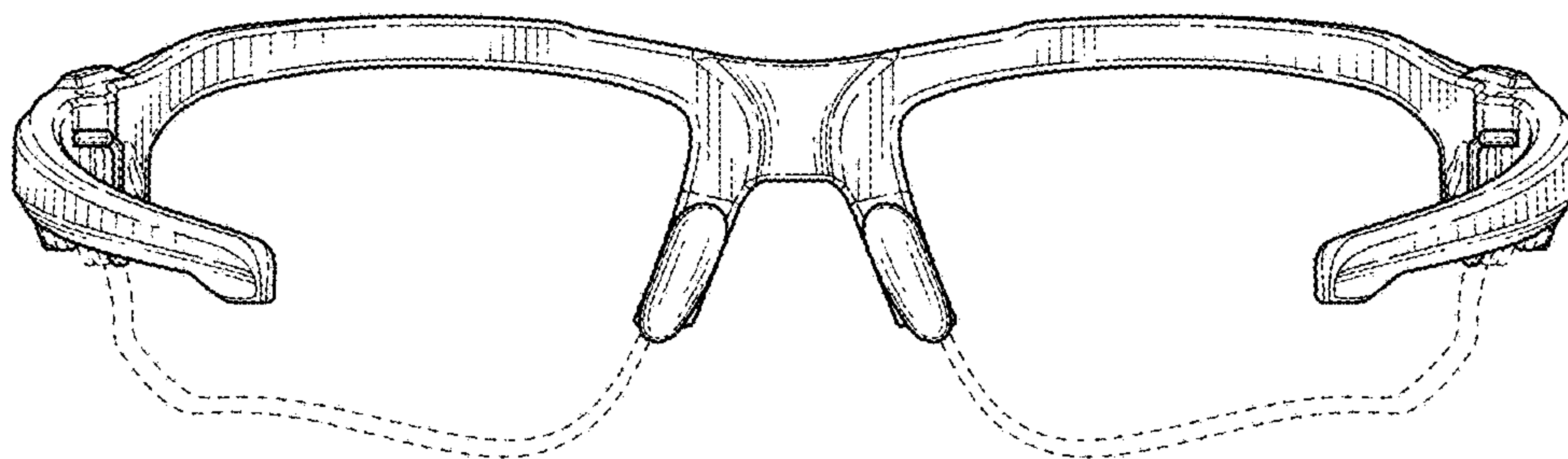


FIG. 3

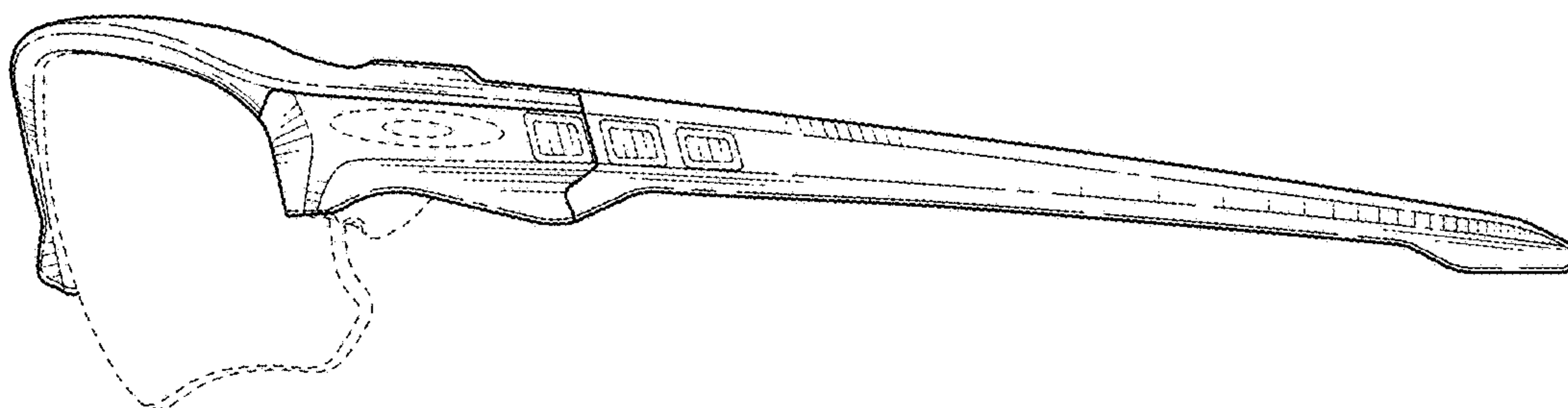


FIG. 4

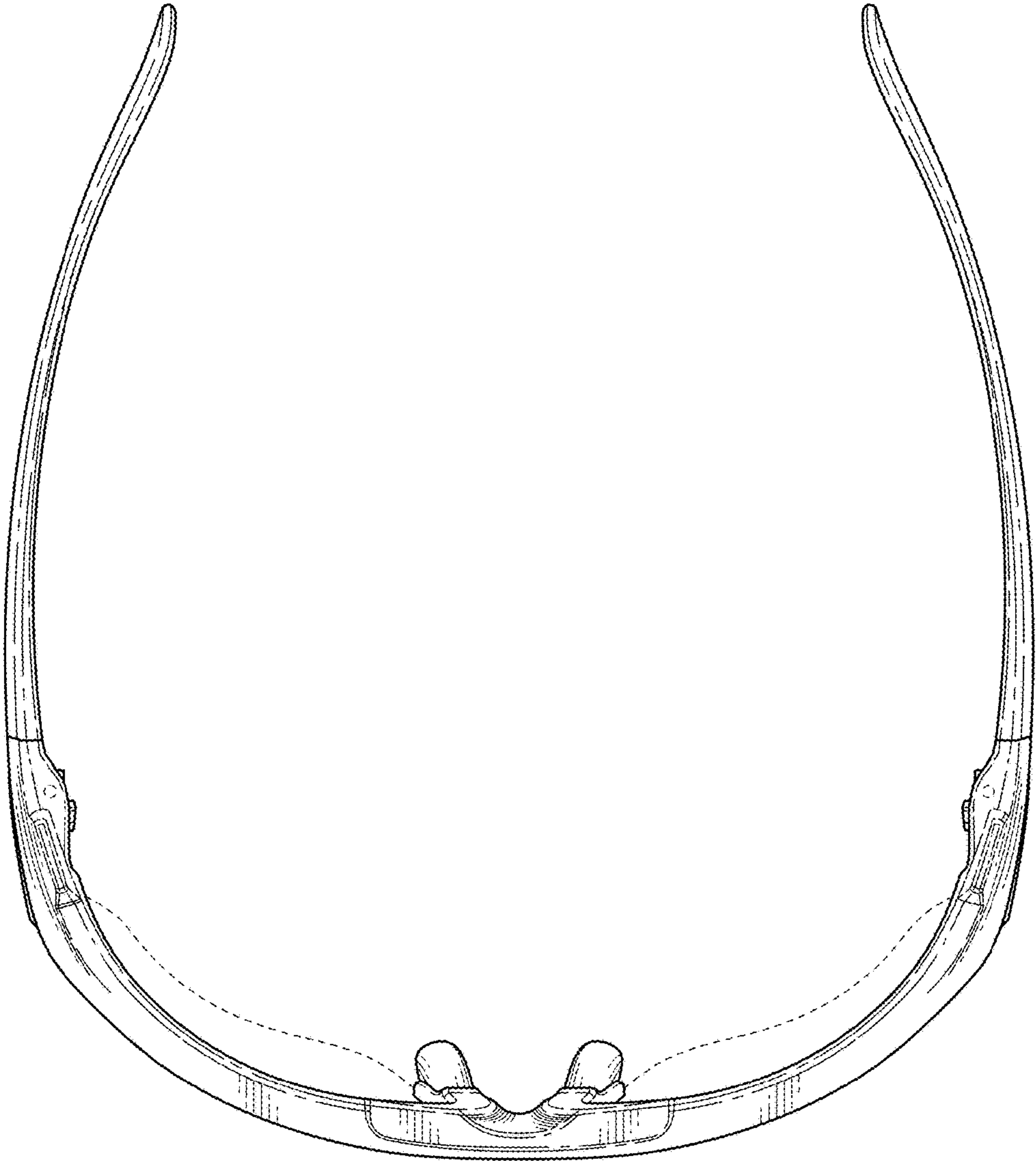


FIG. 5

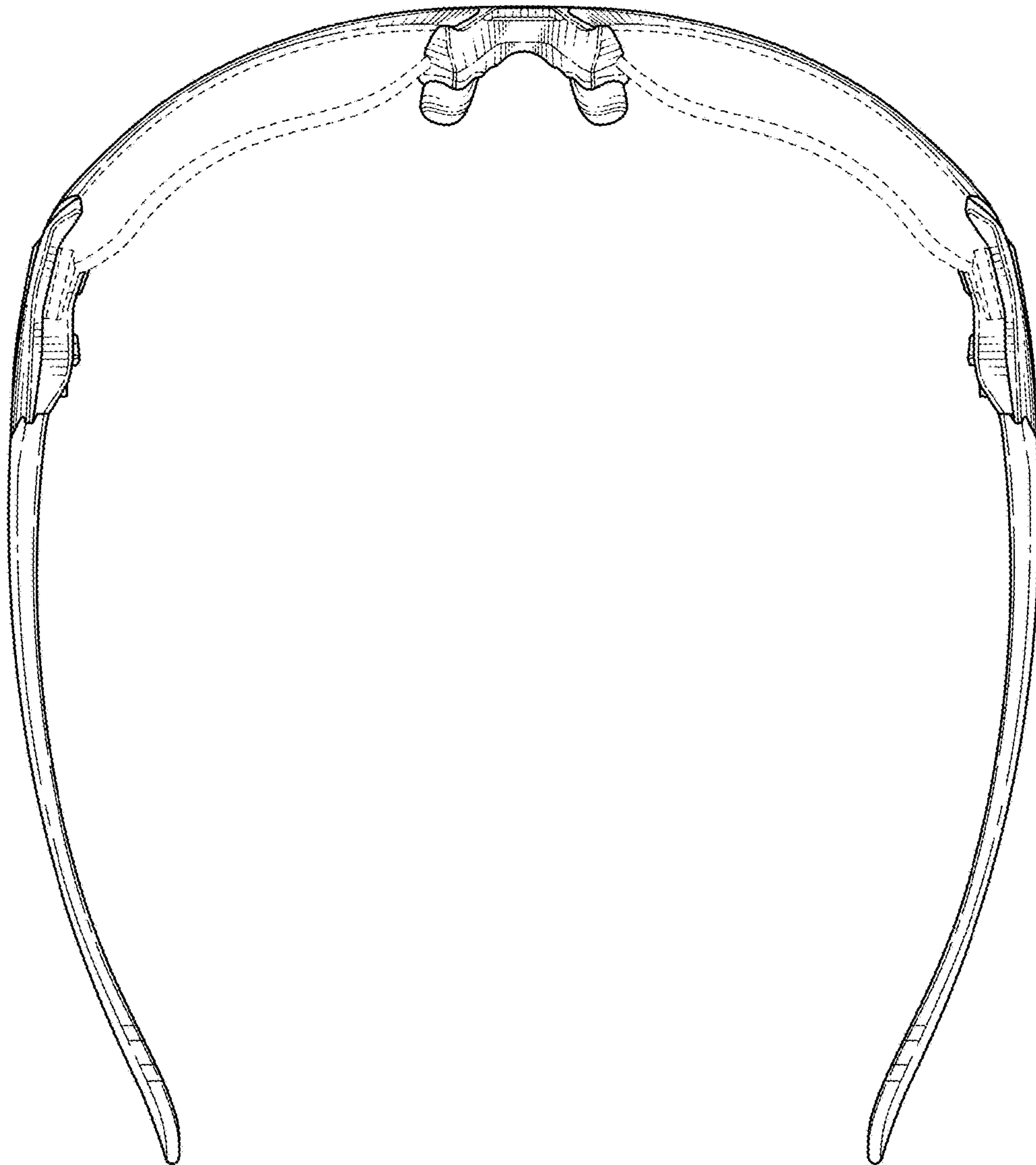


FIG. 6