



US00D778312S

(12) **United States Design Patent** (10) **Patent No.:** **US D778,312 S**  
**Goodwin et al.** (45) **Date of Patent:** **\*\* Feb. 7, 2017**

(54) **DISPLAY SCREEN OR PORTION THEREOF WITH ICON**

(71) Applicant: **Dynamic Controls**, Middleton, Christchurch (NZ)

(72) Inventors: **Shane Robert Goodwin**, Christchurch (NZ); **Julian Kyle Verkaaik**, Christchurch (NZ)

(73) Assignee: **Dynamic Controls**, Middleton (NZ)

(\*\*) Term: **15 Years**

(21) Appl. No.: **29/532,041**

(22) Filed: **Jul. 1, 2015**

(51) **LOC (10) Cl.** ..... **14-04**

(52) **U.S. Cl.**  
USPC ..... **D14/487; D14/488**

(58) **Field of Classification Search**  
USPC ..... D14/485–495  
CPC G06F 3/0481; G06F 3/04845; G06F 3/04817;  
G06F 17/212; G06T 13/80; G06T 15/02;  
H04N 1/00424  
See application file for complete search history.

(56) **References Cited**

**U.S. PATENT DOCUMENTS**

D619,615 S *	7/2010	Hoffmann	.....	D14/492
D637,199 S *	5/2011	Brinda	.....	D14/489
D652,426 S *	1/2012	Anzures	.....	D14/488
D696,678 S *	12/2013	Bae	.....	D14/486
D699,250 S *	2/2014	Fujii	.....	D14/486
D725,134 S *	3/2015	Boettcher	.....	D14/486
D733,741 S *	7/2015	Lee	.....	D14/487
D736,219 S *	8/2015	Petersen	.....	D14/485
D752,631 S *	3/2016	Yun	.....	D14/487

D755,206 S *	5/2016	Lee	.....	D14/485
D757,714 S *	5/2016	Akana	.....	D14/341
D758,445 S *	6/2016	Chang	.....	D14/493
D759,061 S *	6/2016	Sahoo	.....	D14/485
D761,270 S *	7/2016	Kaplan	.....	D14/485
D761,303 S *	7/2016	Nelson	.....	D14/488
9,396,190 B2 *	7/2016	Langseth	.....	G06F 17/30017

(Continued)

*Primary Examiner* — Philip S Hyder

*Assistant Examiner* — Cary M Robinson

(74) *Attorney, Agent, or Firm* — Calfee, Halter & Griswold LLP

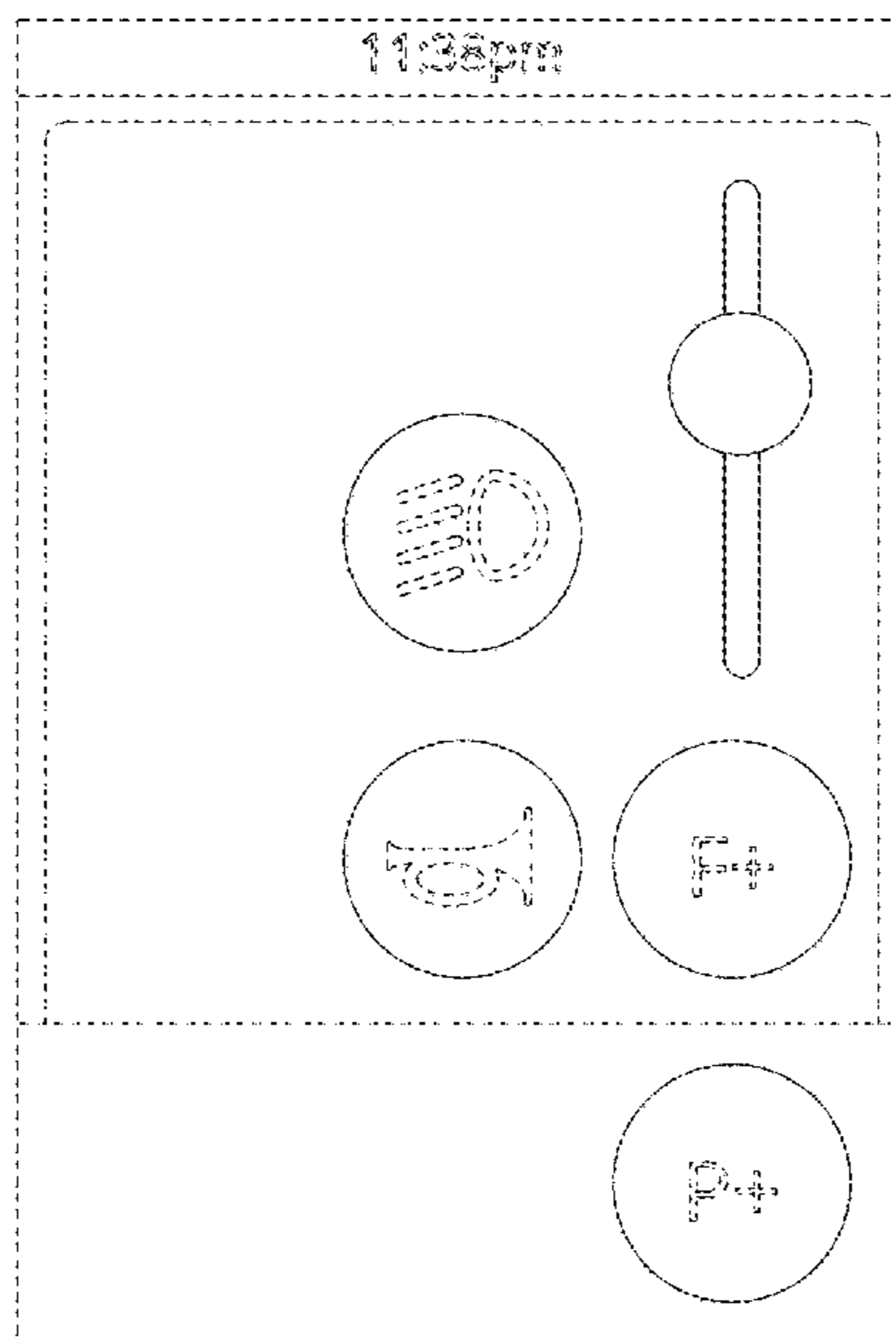
(57) **CLAIM**

We claim the ornamental design for a display screen or portion thereof with icon, as shown and described.

**DESCRIPTION**

FIG. 1 is a front view of an embodiment of a display screen or portion thereof with icon of the new design;  
 FIG. 2 is a front view of an embodiment of a display screen or portion thereof with icon of the new design;  
 FIG. 3 is a front view of an embodiment of a display screen or portion thereof with icon of the new design;  
 FIG. 4 is a front view of an embodiment of a display screen or portion thereof with icon of the new design;  
 FIG. 5 is a front view of an embodiment of a display screen or portion thereof with icon of the new design; and,  
 FIG. 6 is a front view of an embodiment of a display screen or portion thereof with icon of the new design.  
 The outermost broken line illustrates the display screen or portion thereof. The remainder of the broken lines illustrate portions of the icon. None of the broken lines form part of the claimed design.

**1 Claim, 3 Drawing Sheets**



(56)

**References Cited**

U.S. PATENT DOCUMENTS

D766,312 S *	9/2016	Hedges .....	D14/488
D766,966 S *	9/2016	Hedges .....	D14/488
D766,967 S *	9/2016	Giovannini .....	D14/486
2012/0050185 A1 *	3/2012	Davydov .....	G06F 3/04883 345/173
2013/0086519 A1 *	4/2013	Fino .....	G06Q 30/02 715/810
2015/0145435 A1 *	5/2015	Ogawa .....	H05B 37/0272 315/294
2015/0223308 A1 *	8/2015	Yen .....	H05B 37/0272 715/835
2015/0286385 A1 *	10/2015	Kim .....	B62D 1/046 340/461
2016/0171741 A1 *	6/2016	Stewart .....	G06T 11/001 345/473
2016/0224234 A1 *	8/2016	Sheng .....	G06F 3/0488
2016/0231914 A1 *	8/2016	Sinn .....	G06F 3/04847
2016/0239255 A1 *	8/2016	Chavez .....	H04S 7/301
2016/0269540 A1 *	9/2016	Butcher .....	H04M 1/72569

\* cited by examiner

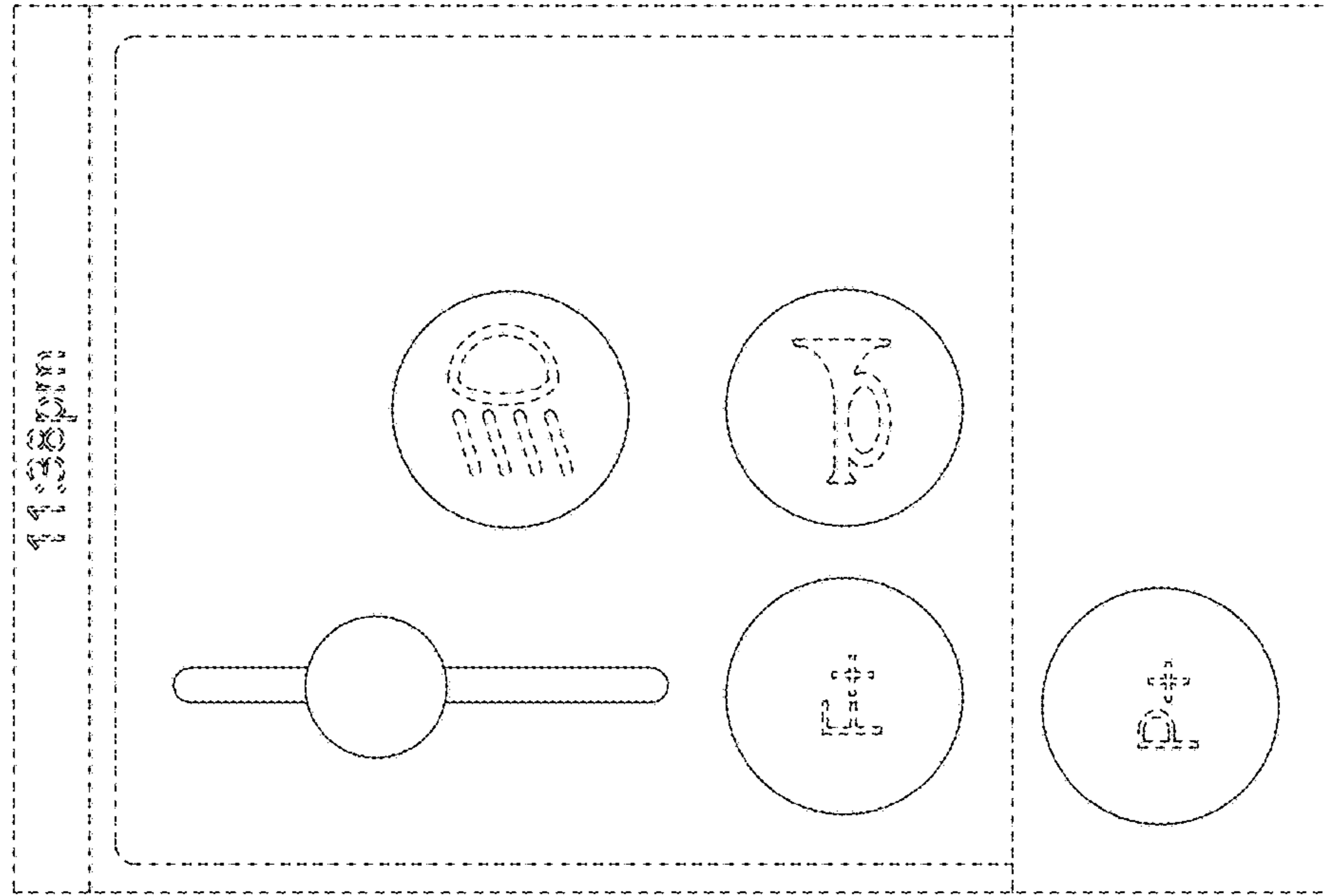


FIG. 2

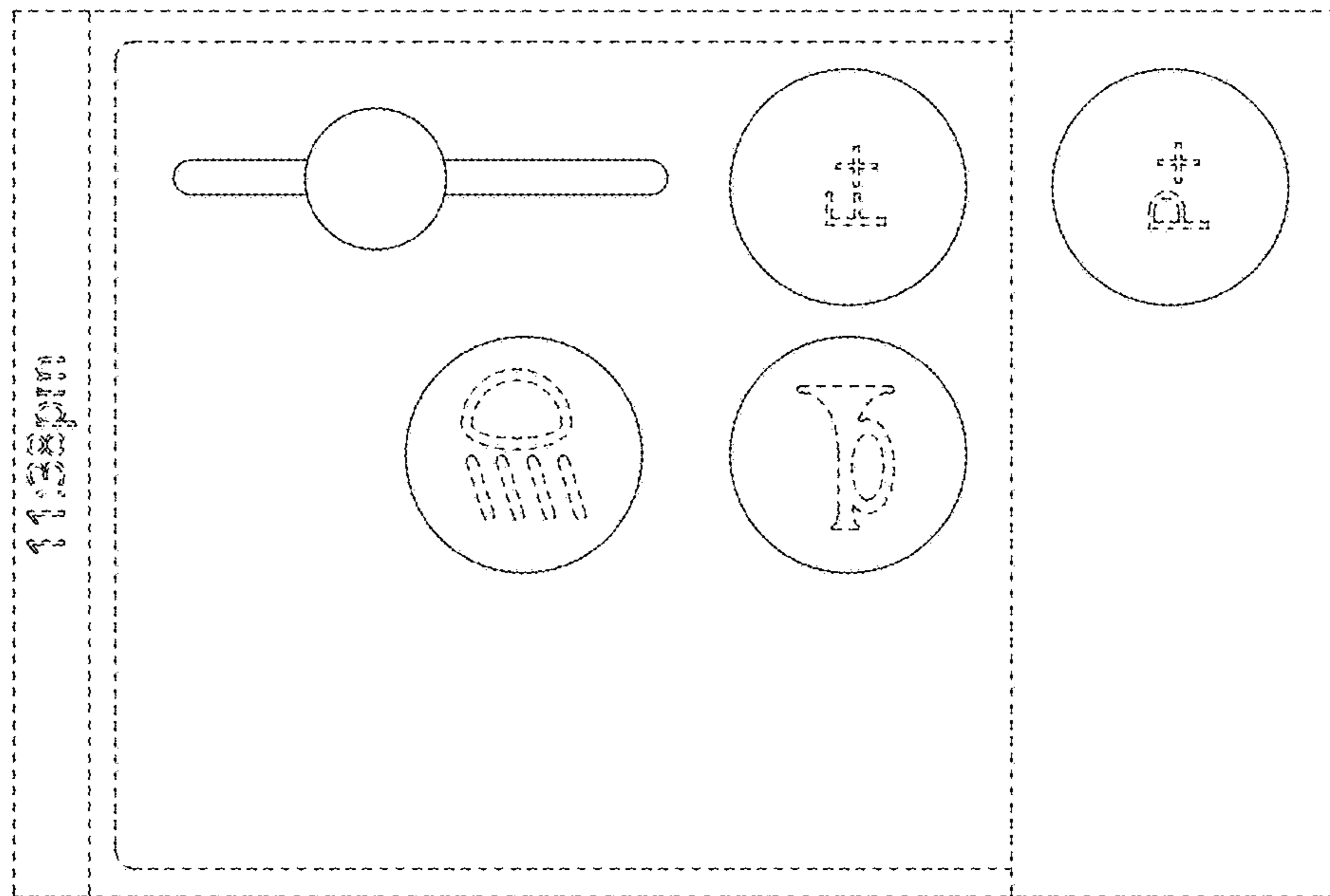


FIG. 1

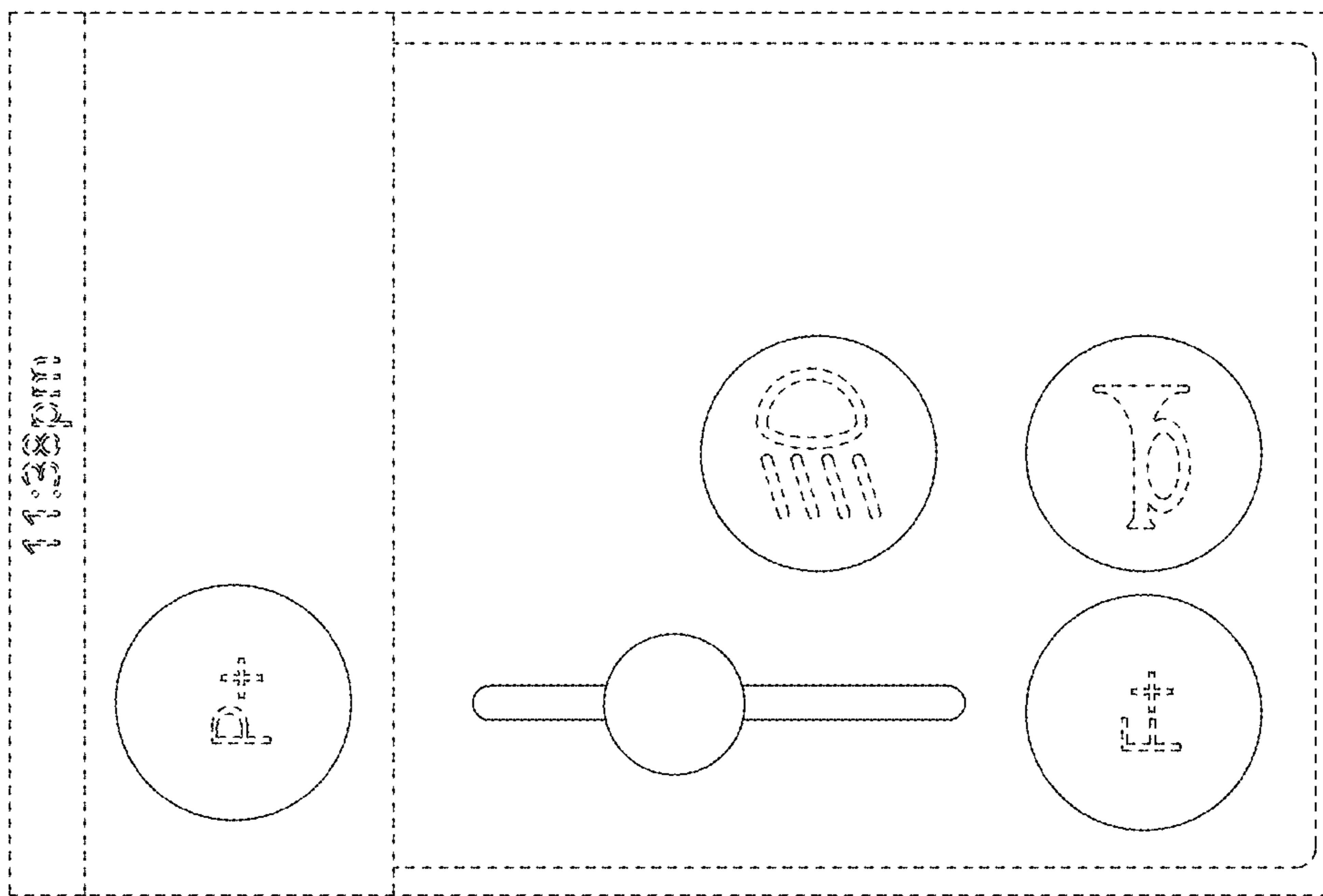


FIG. 4

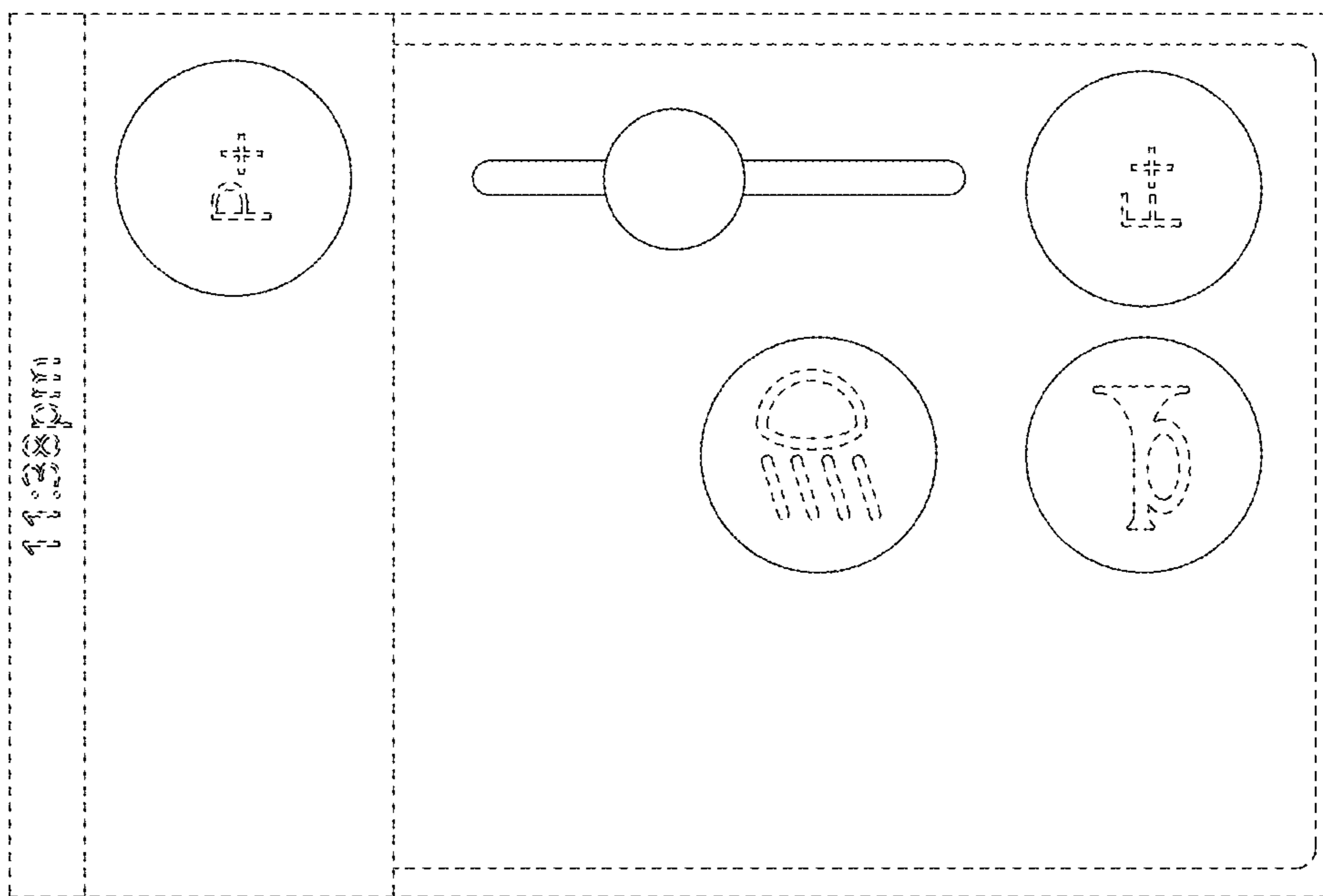
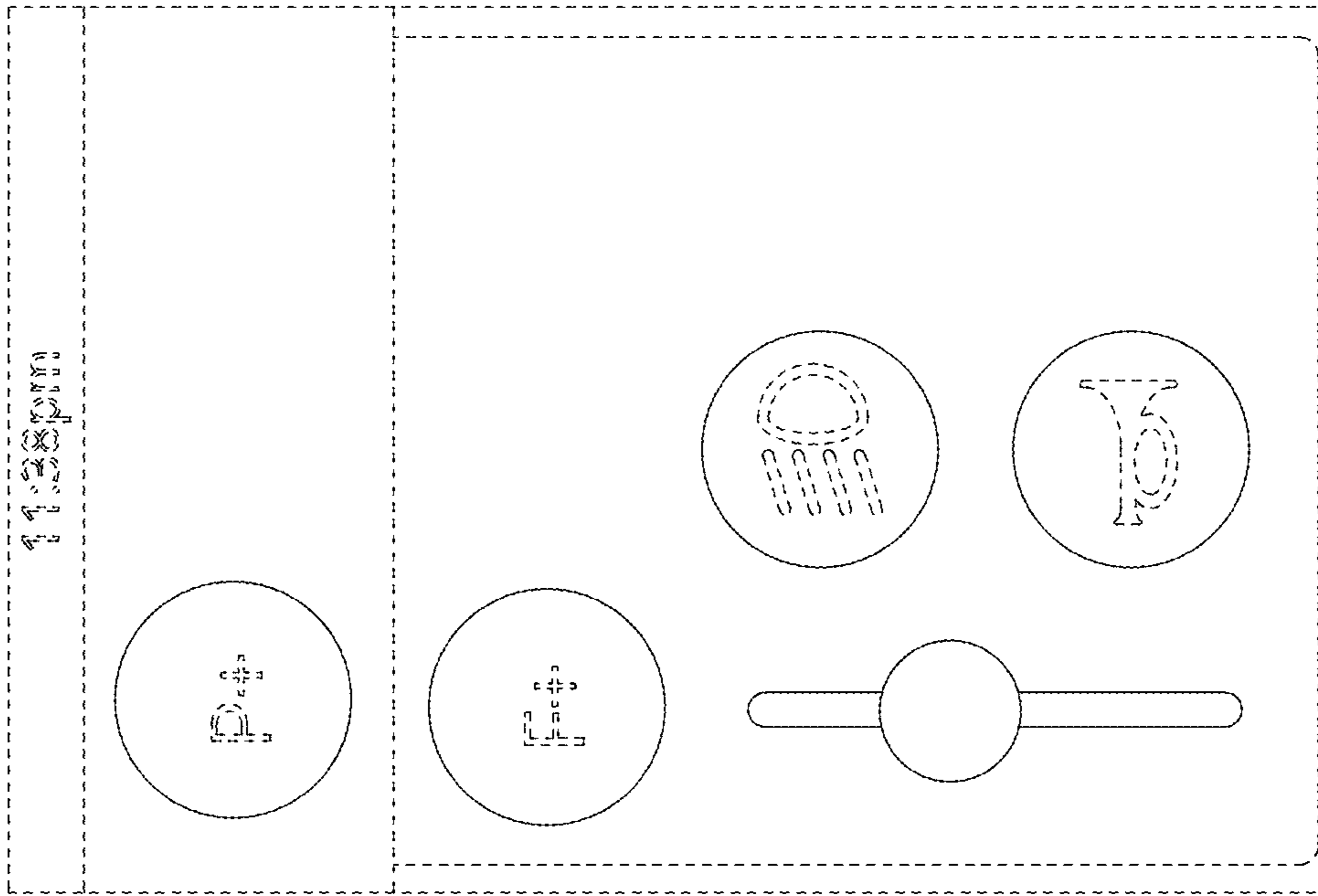
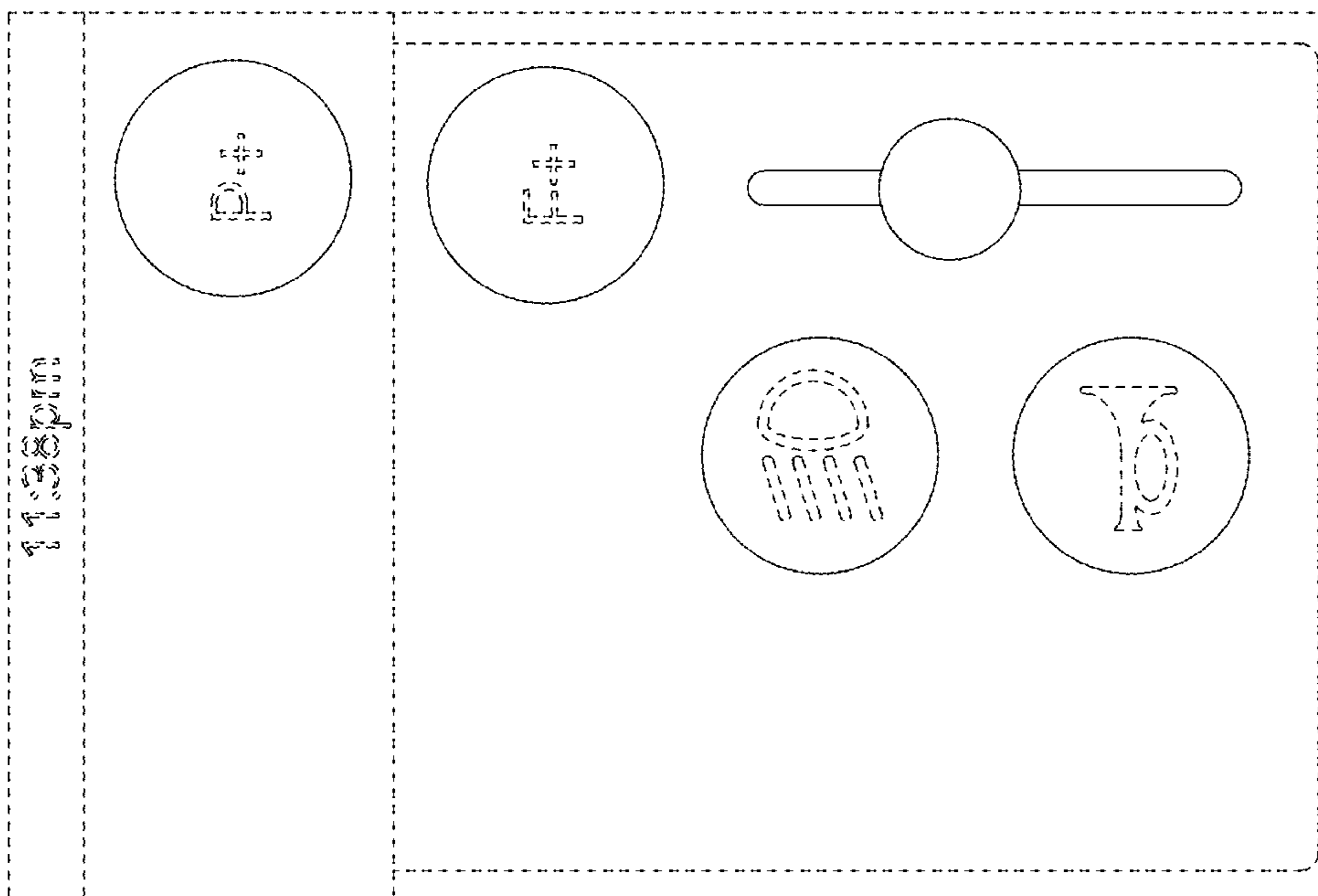


FIG. 3



**FIG. 6**



**FIG. 5**