



US00D778296S

(12) **United States Design Patent** (10) **Patent No.:** **US D778,296 S**
Belkin et al. (45) **Date of Patent:** **** Feb. 7, 2017**

(54) **DISPLAY SCREEN OR PORTION THEREOF WITH A GRAPHICAL USER INTERFACE FOR ANALYTICS**

(71) Applicant: **Domo, Inc.**, American Fork, UT (US)

(72) Inventors: **Matt Belkin**, Salt Lake City, UT (US); **Aryel Cianflone**, Salt Lake City, UT (US); **Gavin Jensen**, Lehi, UT (US)

(73) Assignee: **Domo, Inc.**, American Fork

(**) Term: **14 Years**

(21) Appl. No.: **29/523,034**

(22) Filed: **Apr. 6, 2015**

(51) **LOC (10) Cl.** **14-04**

(52) **U.S. Cl.**
USPC **D14/486**

(58) **Field of Classification Search**
USPC D14/485-495
CPC G06F 17/212; G06F 17/3005; G06F 17/30112; G06F 17/30716
See application file for complete search history.

(56) **References Cited**

U.S. PATENT DOCUMENTS

D665,411	S	*	8/2012	Rai	D14/488
D700,205	S	*	2/2014	Hartley	D14/487
D710,871	S	*	8/2014	McCormack	D14/486
D732,572	S	*	6/2015	Nieminen	D14/488
D753,167	S	*	4/2016	Yu	D14/486
D754,173	S	*	4/2016	Kim	D14/486
D757,089	S	*	5/2016	Supino	D14/486
D761,288	S	*	7/2016	Cianflone	D14/486
D764,507	S	*	8/2016	Gansca	D14/486
D766,261	S	*	9/2016	Prophete	D14/485
2012/0144335	A1	*	6/2012	Abeln	G06Q 10/06715/771

2016/0041812	A1	*	2/2016	Kaiser	G06F 17/30716707/752
2016/0070430	A1	*	3/2016	Kim	G06F 3/0486715/769
2016/0103581	A1	*	4/2016	Kim	G06F 3/04812715/711
2016/0139736	A1	*	5/2016	Frank	G06F 3/0481705/5

(Continued)

OTHER PUBLICATIONS

Peltier, Jon, Funnel (Tornado) Chart, posted at Peltier Tech Blog, posting date Jan. 14, 2009. [online], [site visited Jun. 14, 2016]. Available from Internet, <URL: <http://peltiertech.com/funnel-tornado-chart/>>.*

(Continued)

Primary Examiner — Kevin Rudzinski

Assistant Examiner — Kathleen Jones

(74) *Attorney, Agent, or Firm* — Patent Law Works LLP

(57) **CLAIM**

The ornamental design for a display screen or portion thereof with a graphical user interface for analytics, as shown and described.

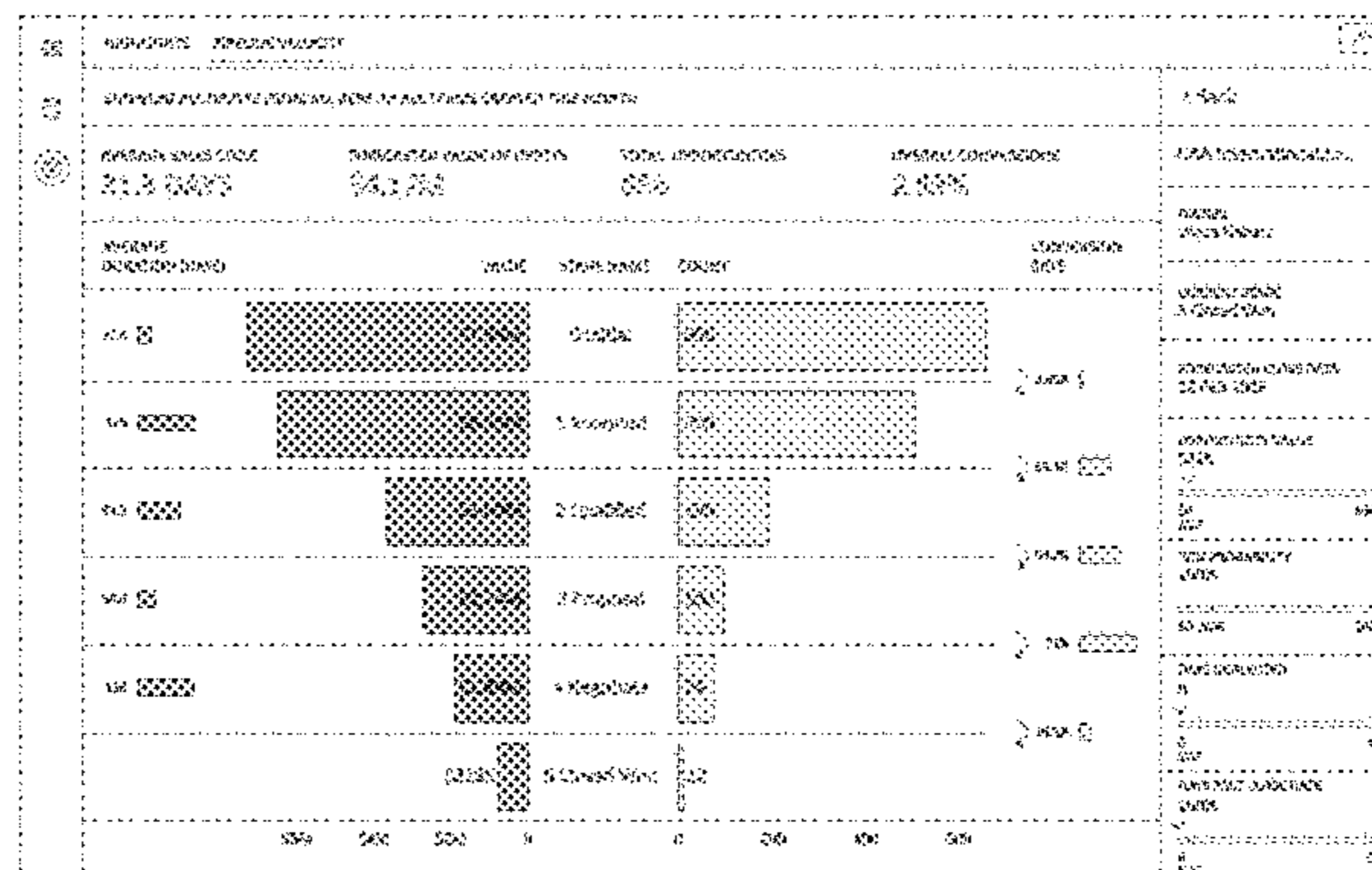
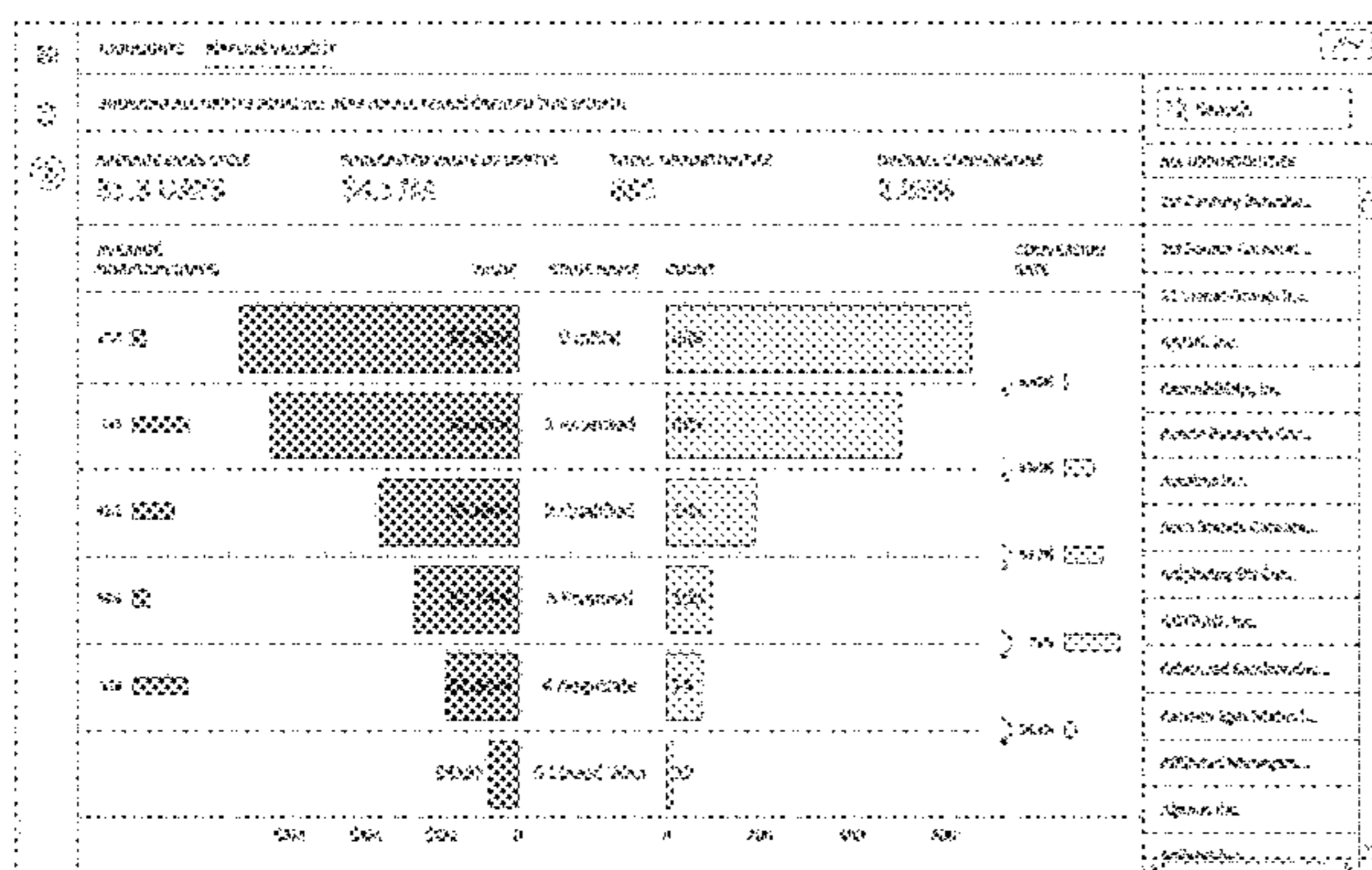
DESCRIPTION

FIG. 1 is a front view of a display screen or portion thereof with a graphical user interface for analytics showing a first embodiment of the new design; and,

FIG. 2 is a front view of display screen or portion thereof with a graphical user interface for analytics showing a second embodiment.

Within the drawings, the broken lines show the display screen or portion thereof and the portions of the graphical user interface which are excluded from the claim and form no part of the claimed design.

1 Claim, 2 Drawing Sheets



(56)

References Cited

U.S. PATENT DOCUMENTS

2016/0147849 A1* 5/2016 Lamas G06F 17/30991
707/722

OTHER PUBLICATIONS

Peltier, Jon, Tornado Charts and Dot Plots, posted at Peltier Tech Blog, posting date Mar. 2, 2009. [online], [site visited Jun. 14, 2016]. Available from Internet, <URL: <http://peltiertech.com/tornado-charts-and-dot-plots/>>.*

D. Keith, Excel—Population Pyramids, posted at Clara.net, copyright 2001. [online], [site visited Jun. 14, 2016]. Available from Internet, <URL: <http://home.clara.net/dkeith/excel/pyramids.html>>.*

* cited by examiner

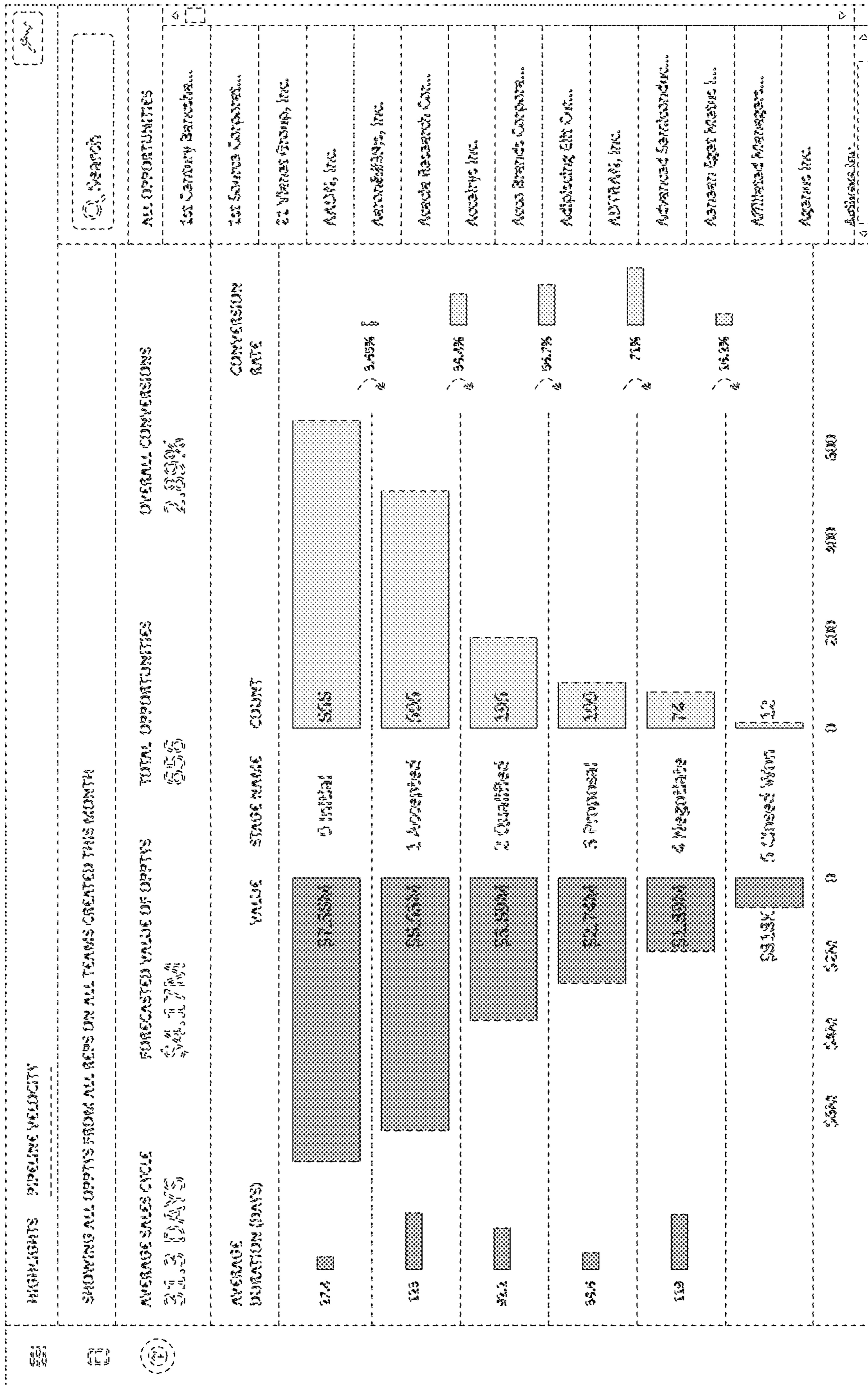


FIG. 1

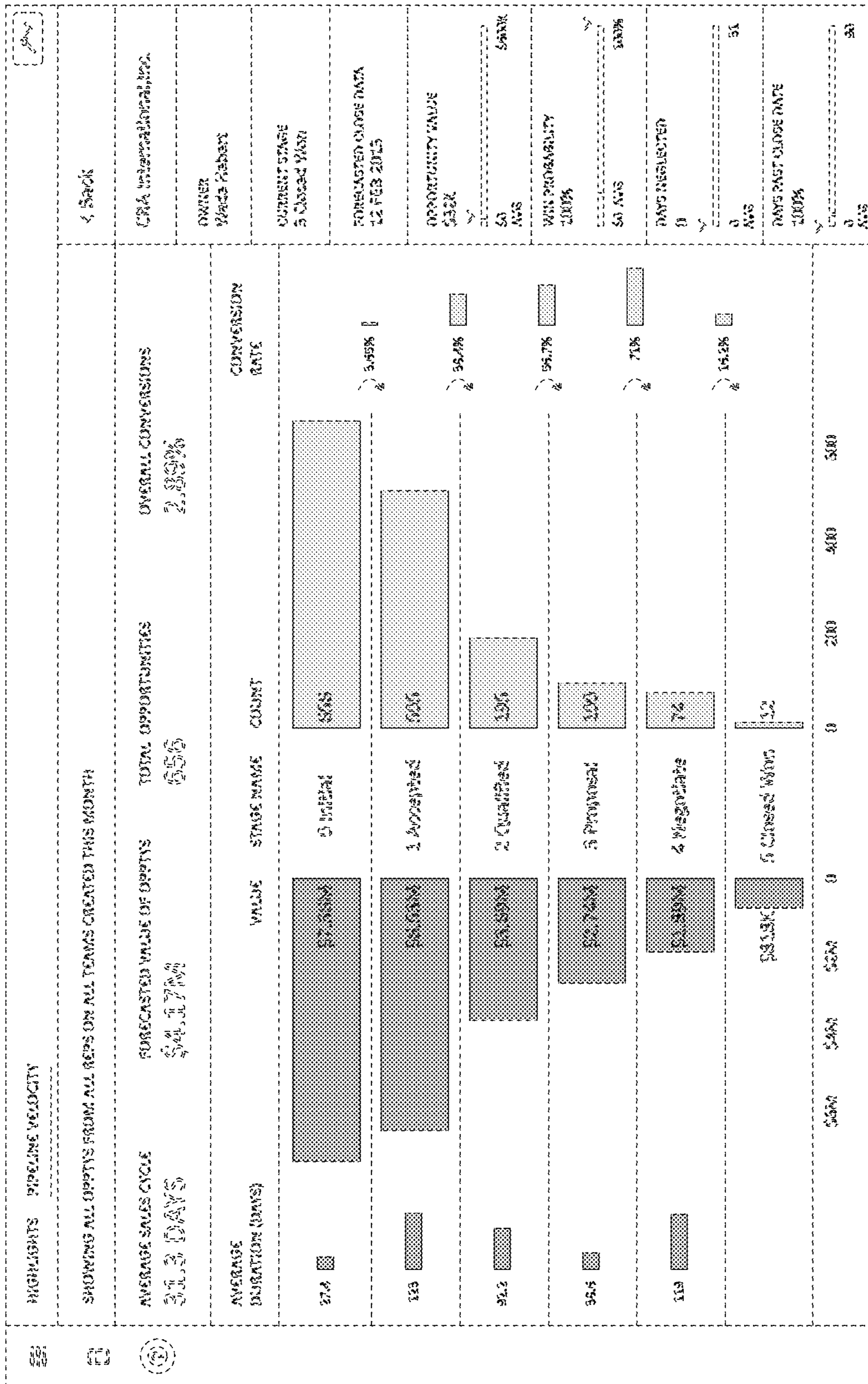


FIG. 2