



US00D778274S

(12) **United States Design Patent** (10) **Patent No.:** **US D778,274 S**  
**Lim et al.** (45) **Date of Patent:** **\*\* Feb. 7, 2017**

(54) **MOBILE PHONE CASE**

5/0217;H05K 5/03; H05K 7/00; H05K 5/0086; B29C 45/1676; H02J 7/00; H04Q 7/32; B65D 85/00; B65D 19/00; G03B 17/02

(71) Applicant: **LG ELECTRONICS INC.**, Seoul (KR)

See application file for complete search history.

(72) Inventors: **Hwitae Lim**, Seoul (KR); **Hyejin Kim**, Seoul (KR); **Hyunwoo Kim**, Seoul (KR); **Youngho Kim**, Seoul (KR)

(56) **References Cited**

(73) Assignee: **LG Electronics Inc.**, Seoul (KR)

U.S. PATENT DOCUMENTS

(\*\*) Term: **15 Years**

D671,108 S *	11/2012	Rothbaum	.....	D14/250
D677,249 S *	3/2013	Li	.....	D14/250
D686,607 S *	7/2013	Hong	.....	D14/250
D709,488 S *	7/2014	Bulkley	.....	D14/250
D718,230 S *	11/2014	To	.....	D13/103
D718,755 S *	12/2014	To	.....	D14/250
D721,358 S *	1/2015	Pickett	.....	D14/250

(21) Appl. No.: **29/534,383**

(22) Filed: **Jul. 28, 2015**

\* cited by examiner

(30) **Foreign Application Priority Data**

Jan. 29, 2015 (KR) ..... 30-2015-0004877

*Primary Examiner* — Freda S Nunn

(51) **LOC (10) Cl.** ..... **14-03**

(74) *Attorney, Agent, or Firm* — Birch, Stewart, Kolasch & Birch, LLP

(52) **U.S. Cl.**  
USPC ..... **D14/250**

(57) **CLAIM**

(58) **Field of Classification Search**  
USPC ..... D14/250, 341-347, 130, 138 C, 138 G, D14/138 R, 138 AA, 147, 203.1, 203.3, D14/203.7, 204.4; D3/218

The ornamental design for a mobile phone case, as shown and described.

**DESCRIPTION**

CPC ..... A45C 1/06; A45C 11/00; A45C 2011/002; A45C 3/02; A45F 2200/0525; A45F 2200/0516; A45F 5/02; G06F 1/165; G06F 1/1613; G06F 1/1624; G06F 1/1626; G06F 3/0485; G06F 3/0488; G06F 1/1632; G06F 1/1607; G06F 1/1628; G06F 1/1656; H04B 1/3888; H04B 1/00; H04B 1/3883; H04M 1/0202; H04M 1/0283; H04M 1/185; H04M 1/00; H04M 1/0214; H04M 1/035; H04M 1/04; H01M 10/46; H01M 2/1022; H05K

FIG. 1 is a front view of a mobile phone case showing our new design;  
FIG. 2 is a rear view thereof;  
FIG. 3 is a left side view thereof;  
FIG. 4 is a right side view thereof;  
FIG. 5 is a top plan view thereof; and,  
FIG. 6 is a bottom plan view thereof.  
The broken lines depict portions of the mobile phone case that form no part of the claimed design.

**1 Claim, 5 Drawing Sheets**

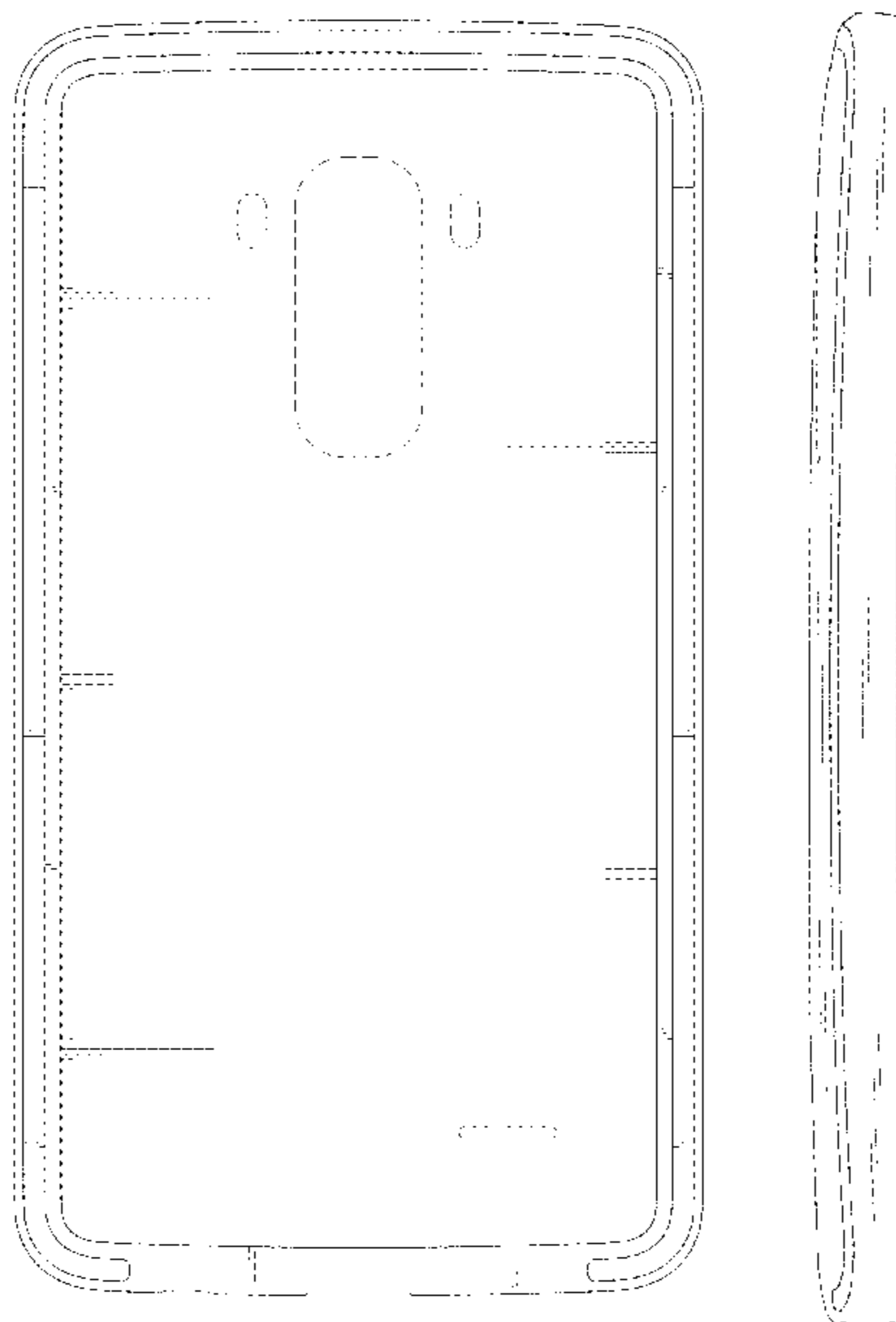


FIG. 1

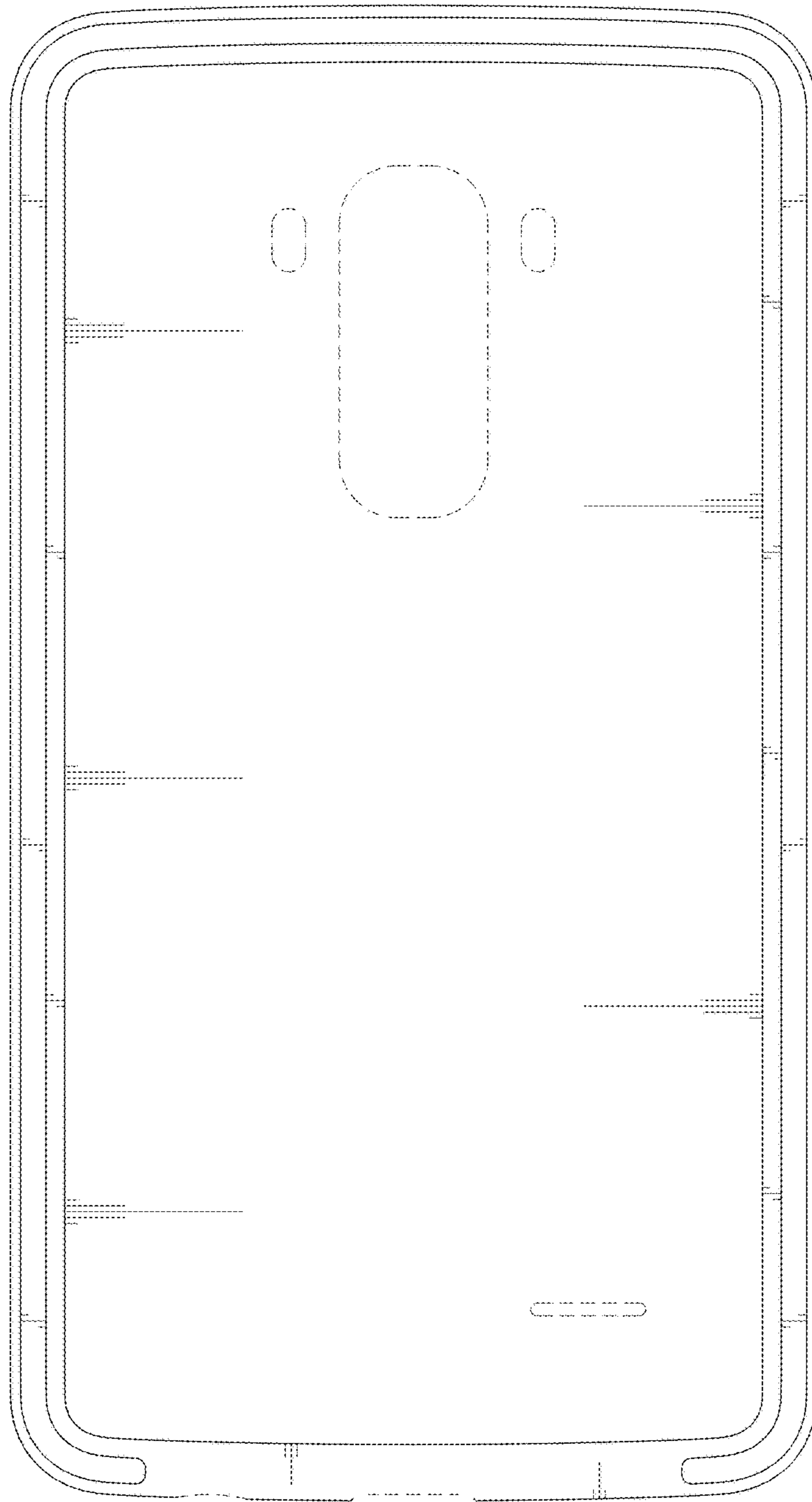


FIG. 2

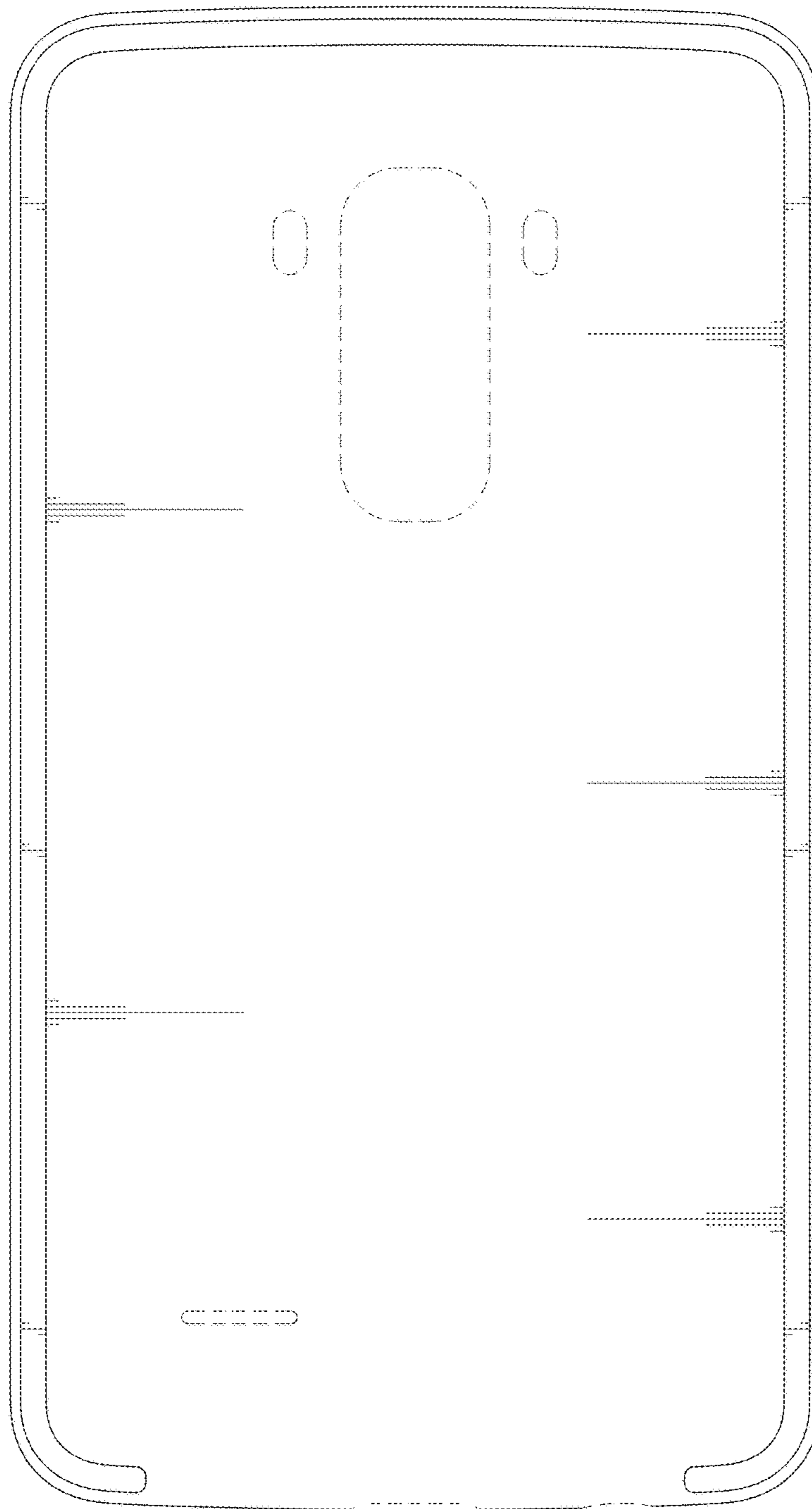


FIG. 3




FIG. 4




FIG. 5




FIG. 6

