



US00D778273S

(12) **United States Design Patent** (10) **Patent No.:** **US D778,273 S**  
**Kim** (45) **Date of Patent:** **\*\* Feb. 7, 2017**

(54) **MOBILE PHONE CASE**

(56) **References Cited**

(71) Applicant: **LG ELECTRONICS INC.**, Seoul (KR)

U.S. PATENT DOCUMENTS

(72) Inventor: **Hyunjoong Kim**, Seoul (KR)

D638,829 S \* 5/2011 Melanson ..... D14/250  
D681,623 S \* 5/2013 Chang ..... D14/250  
D709,488 S \* 7/2014 Bulkley ..... D14/250  
D721,070 S \* 1/2015 Pickett ..... D14/250  
D721,358 S \* 1/2015 Pickett ..... D14/250

(73) Assignee: **LG ELECTRONICS INC.**, Seoul (KR)

\* cited by examiner

(\*\*) Term: **15 Years**

*Primary Examiner* — Freda S Nunn

(21) Appl. No.: **29/533,660**

(74) *Attorney, Agent, or Firm* — Birch, Stewart, Kolasch & Birch, LLP

(22) Filed: **Jul. 20, 2015**

(57) **CLAIM**

(30) **Foreign Application Priority Data**

The ornamental design for a mobile phone case, as shown and described.

Jan. 21, 2015 (KR) ..... 30-2015-0003198

**DESCRIPTION**

(51) **LOC (10) Cl.** ..... **14-03**

The patent or application file contains at least one color drawing. Copies of this patent or patent application publication with color drawing will be provided by the USPTO upon request and payment of the necessary fee.

(52) **U.S. Cl.**  
USPC ..... **D14/250**

(58) **Field of Classification Search**  
USPC ..... D14/250, 341-347, 130, 138 C, 138 G, D14/138 R, 138 AA, 147, 203.1, 203.3, D14/203.7, 204.4; D3/218  
CPC ..... A45C 1/06; A45C 11/00; A45C 2011/002; A45C 3/02; A45F 2200/0525; A45F 2200/0516; A45F 5/02; G06F 1/165; G06F 1/1613; G06F 1/1624; G06F 1/1626; G06F 3/0485; G06F 3/0488; G06F 1/1632; G06F 1/1607; G06F 1/1628; G06F 1/1656; H04B 1/3888; H04B 1/00; H04B 1/3883; H04M 1/0202; H04M 1/0283; H04M 1/185; H04M 1/00; H04M 1/0214; H04M 1/035; H04M 1/04; H01M 10/46; H01M 2/1022; H05K 5/0217; H05K 5/03; H05K 7/00; H05K 5/0086; B29C 45/1676; H02J 7/00; H04Q 7/32; B65D 85/00; B65D 19/00; G03B 17/02

FIG. 1 is a perspective view of a mobile phone case showing my new design;  
FIG. 2 is a front view thereof;  
FIG. 3 is a rear view thereof;  
FIG. 4 is a left side view thereof;  
FIG. 5 is a right side view thereof;  
FIG. 6 is a top plan view thereof;  
FIG. 7 is a bottom plan view thereof;  
FIG. 8 is a rear perspective view thereof;  
FIG. 9 is a front view thereof indicating the stitched lines in red; and,  
FIG. 10 is a rear view thereof indicating the stitched lines in red.  
The dash-dot broken lines depict environment only and form no part of the claimed design, while the solid or evenly spaced broken lines in the figures depict claimed stitched lines.

See application file for complete search history.

**1 Claim, 9 Drawing Sheets**  
**(2 of 9 Drawing Sheet(s) Filed in Color)**

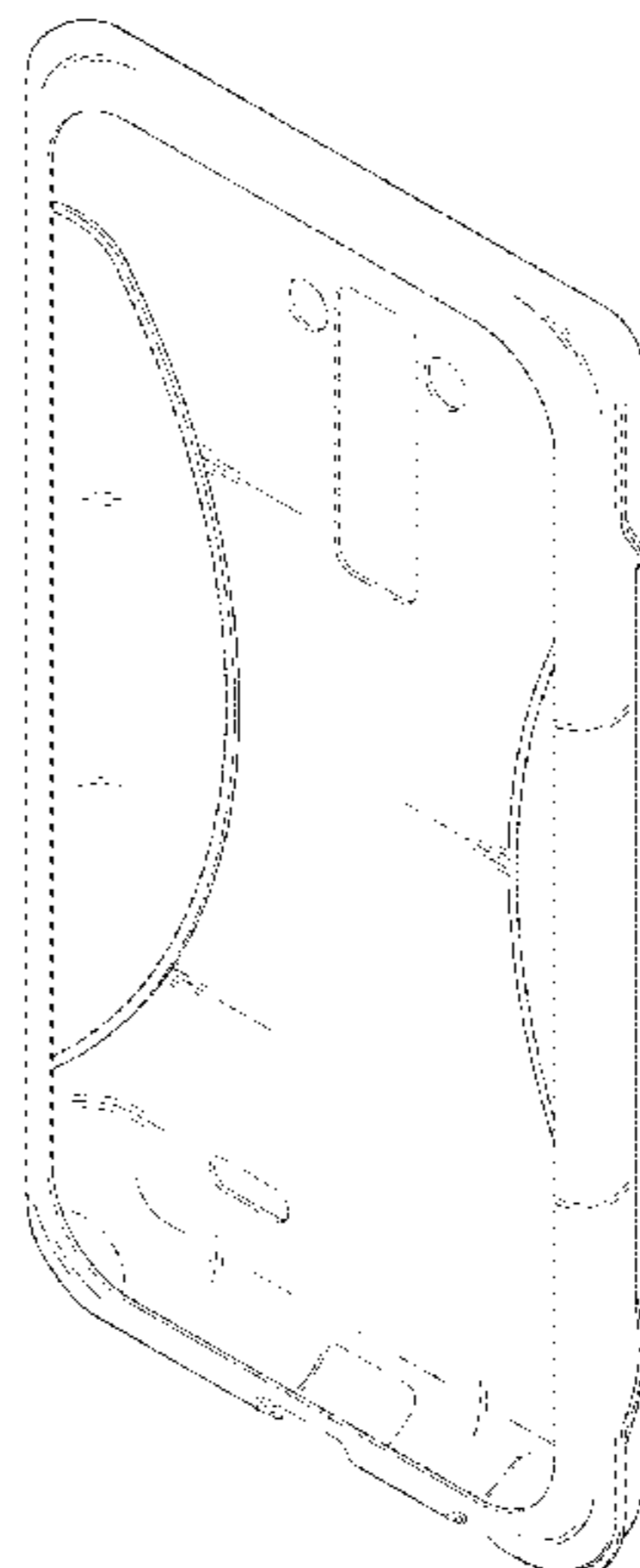


FIG. 1

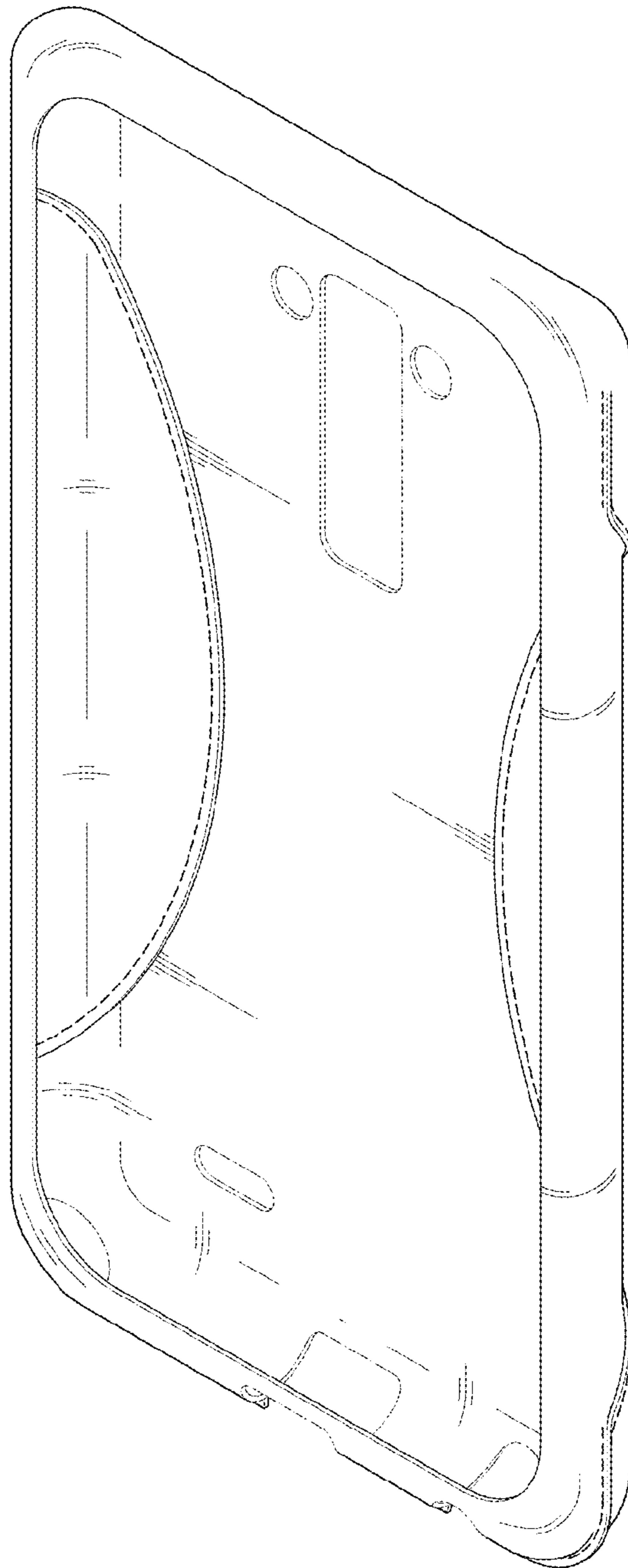


FIG. 2

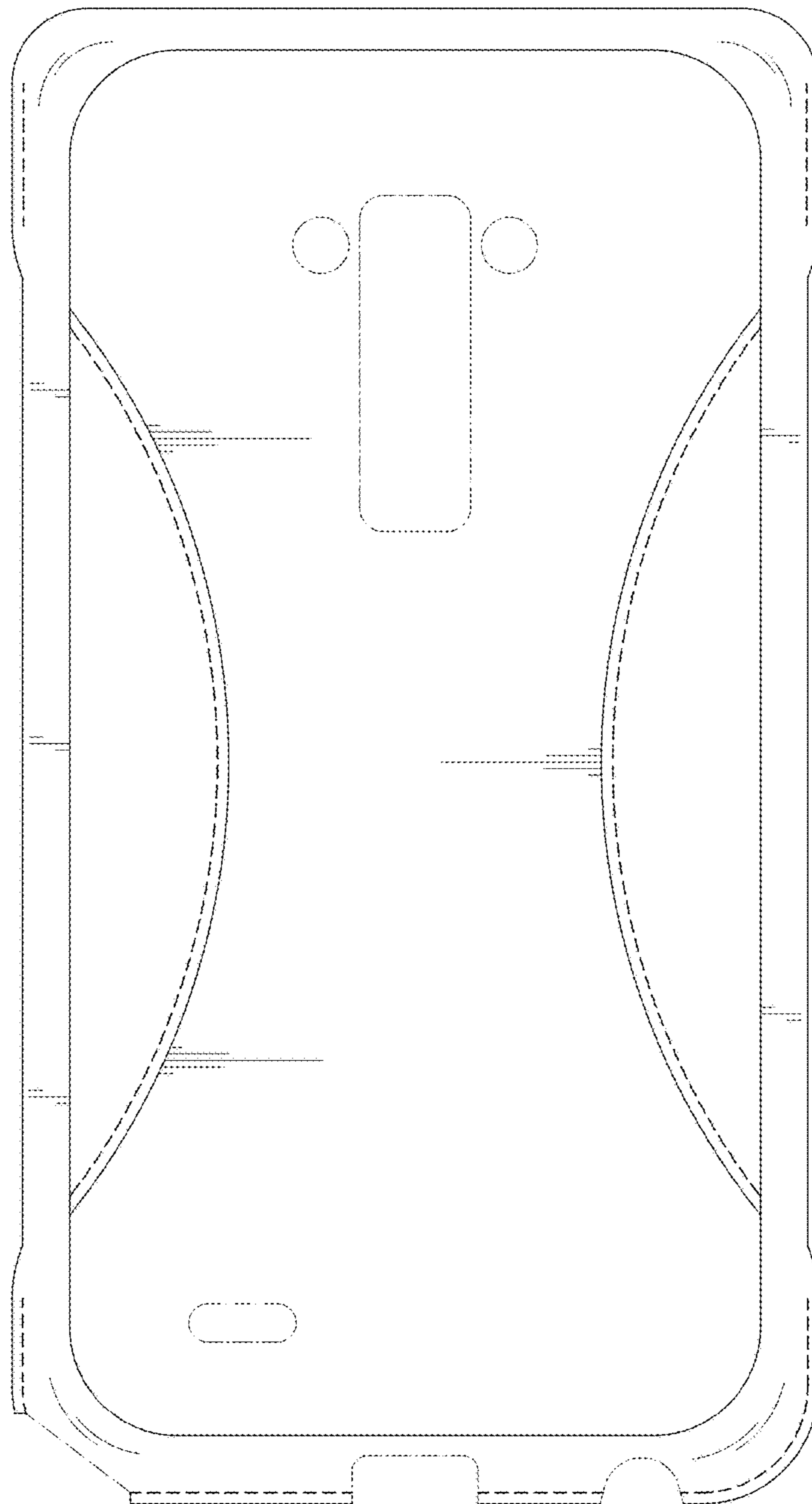


FIG. 3

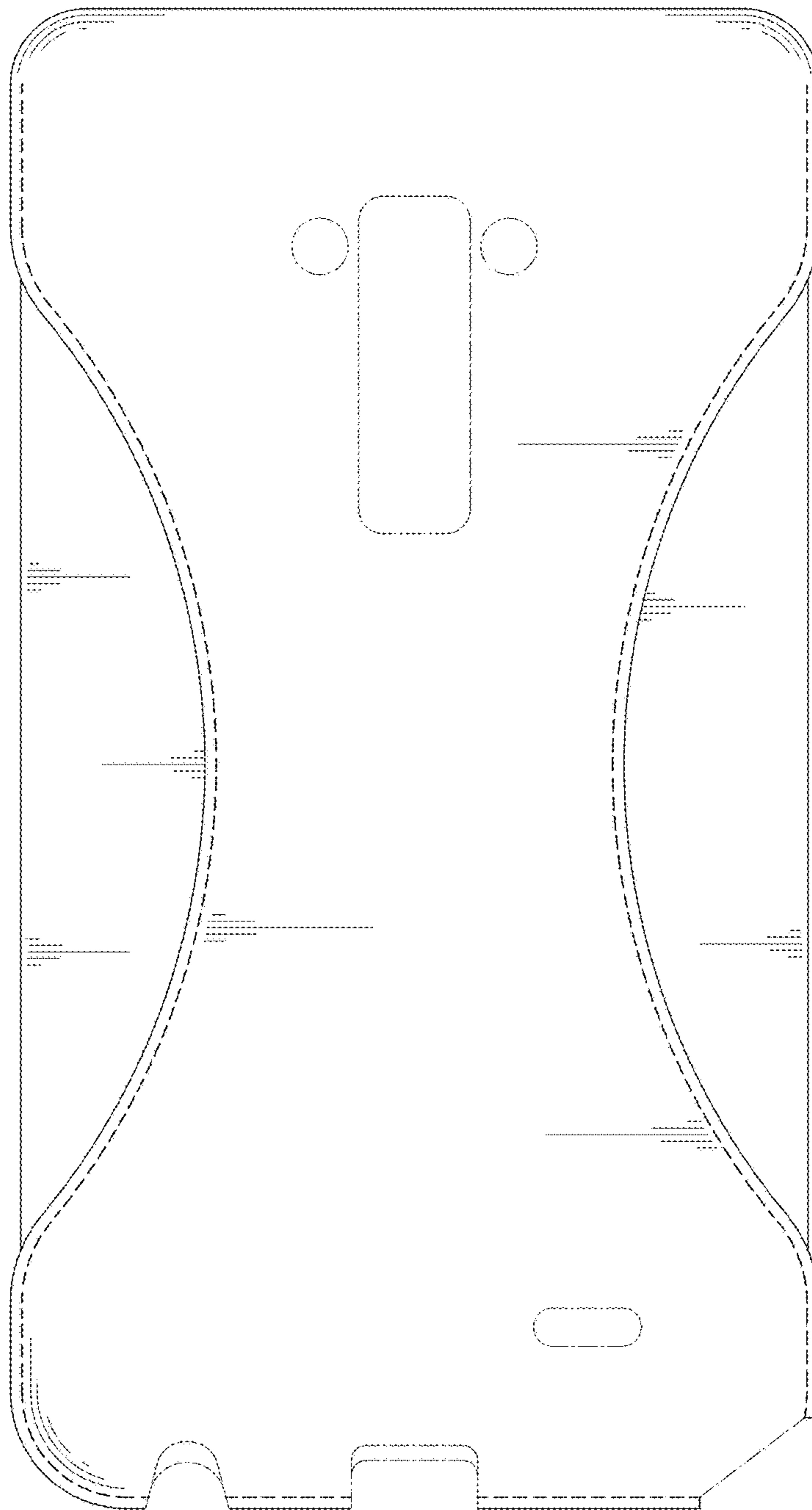


FIG. 4

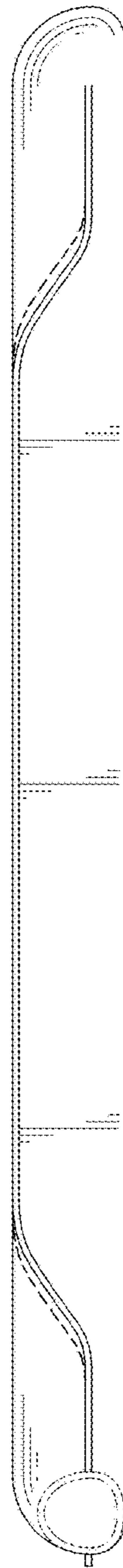


FIG. 5

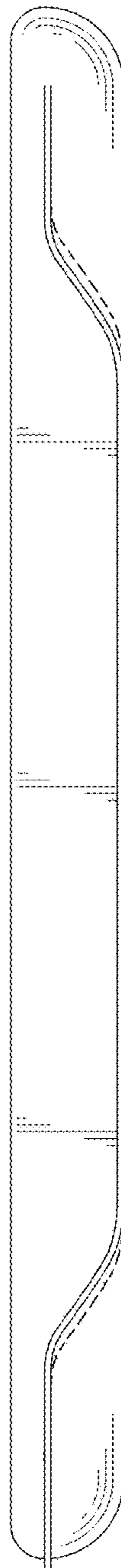


FIG. 6




FIG. 7

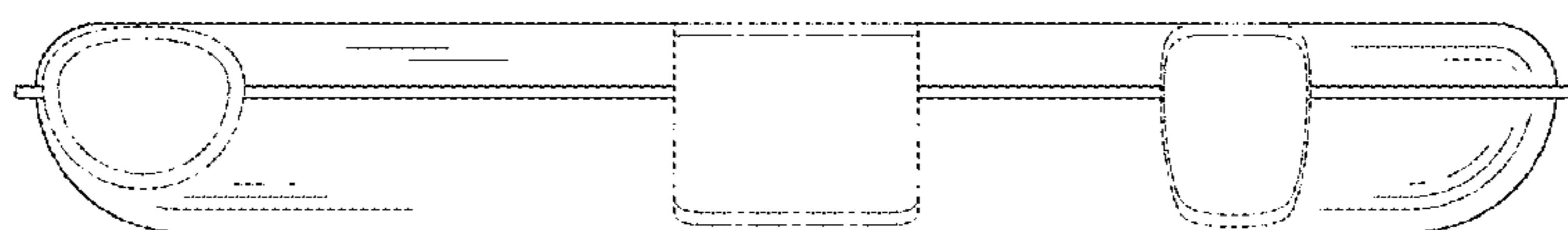




FIG. 8

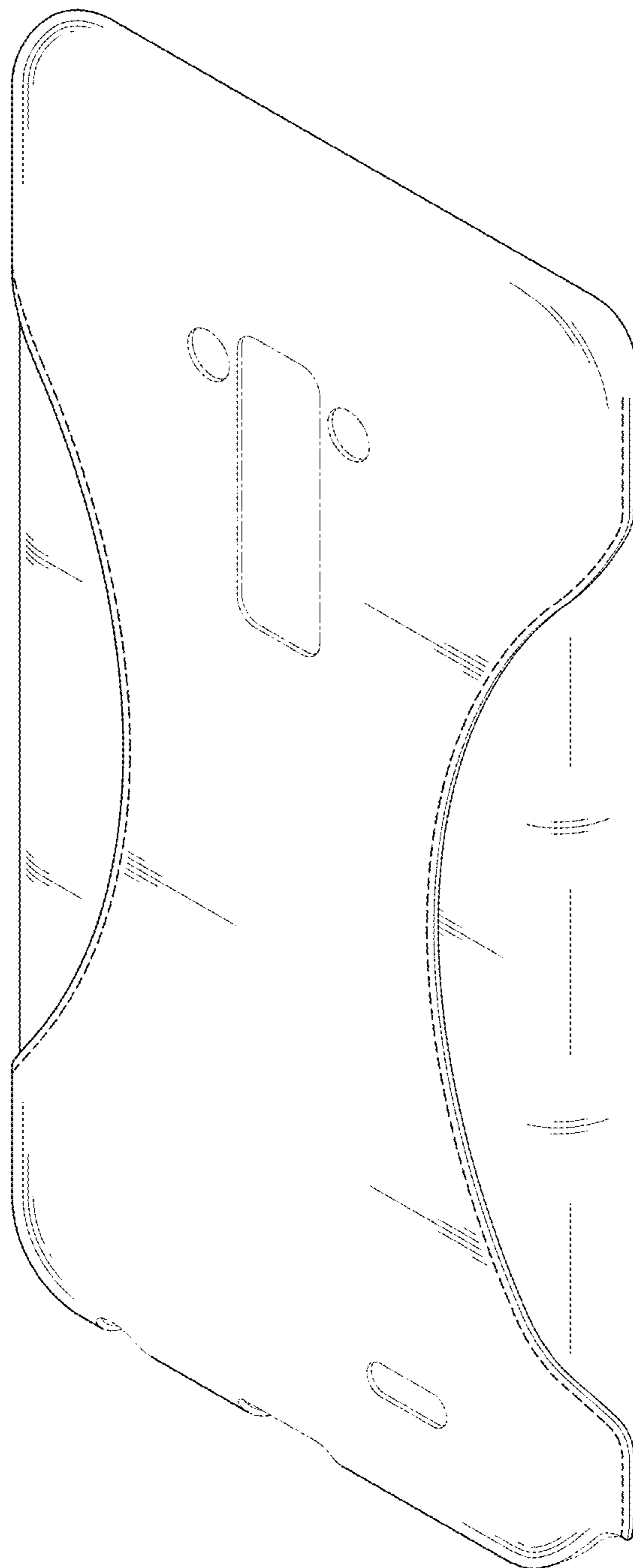




FIG. 9

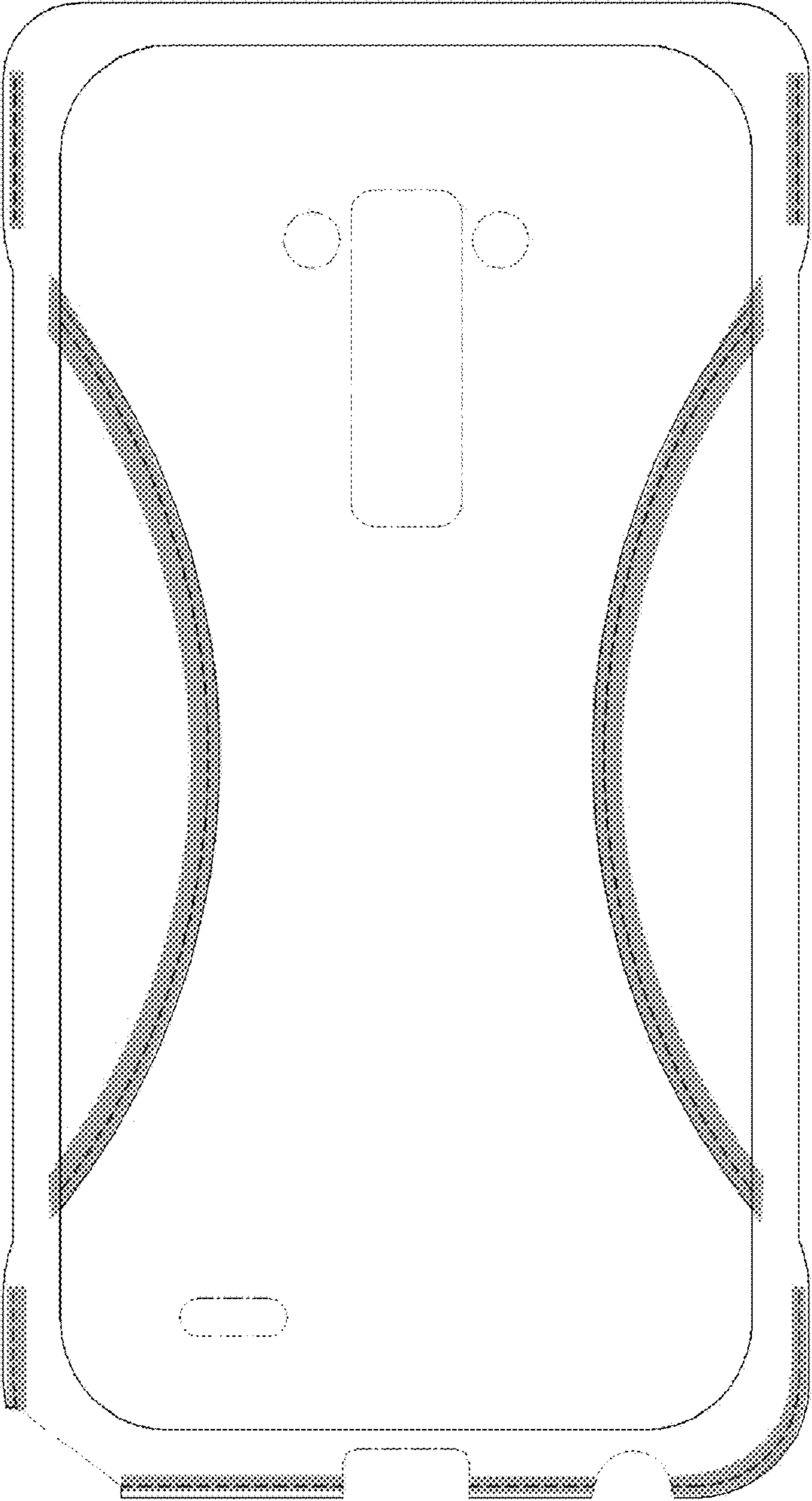


FIG. 10

