



US00D778269S

(12) **United States Design Patent** (10) **Patent No.:** **US D778,269 S**
Kahn et al. (45) **Date of Patent:** **** Feb. 7, 2017**

(54) **TRIANGULAR CELL PHONE**
(71) Applicant: **Starlogik IP LLC**, New York, NY (US)
(72) Inventors: **Ari Kahn**, Mt. Shasta, CA (US); **Terry Shatenstein**, Johannesburg (ZA)
(73) Assignee: **Starlogik IP LLC**, New York, NY (US)
(**) Term: **14 Years**
(21) Appl. No.: **29/480,418**
(22) Filed: **Jan. 26, 2014**
(51) **LOC (10) Cl.** **14-03**
(52) **U.S. Cl.**
USPC **D14/240**
(58) **Field of Classification Search**
USPC D14/137, 138 R, 138 AA, 138 C, 138 G,
D14/142, 144, 147, 240, 247, 248,
D14/250, 341-347, 496, 138; D13/168;
D18/7; 455/90.2, 90.3, 550.1, 556.1,
D18/556.2; 379/433.01; D25/119, 121,
D25/123; D10/113.4
CPC H04M 1/02; H04M 1/0202; H04M 1/0206;
H04M 1/0208; H04M 1/021; H04M
1/0212; H04M 1/0214; H04M
1/0216; H04M 1/0241; H04M
1/0264; G06F 1/1626
See application file for complete search history.

(56) **References Cited**
U.S. PATENT DOCUMENTS
D402,987 S * 12/1998 Wicks D11/79
D442,156 S * 5/2001 Lee D14/138 G
D446,822 S * 8/2001 Kenji D21/329
D496,920 S * 10/2004 Peng D14/138 AB

D497,889 S * 11/2004 Brandis D14/138 R
D520,395 S * 5/2006 Lazalier D10/113.4
D559,140 S * 1/2008 Hilton D10/113.4
D573,119 S * 7/2008 Akagawa D14/138 AB
D594,438 S * 6/2009 Wada D14/149
D596,280 S * 7/2009 Shaw D23/366
D617,836 S * 6/2010 Jedlicka D10/113.4
D617,837 S * 6/2010 Jedlicka D10/113.4
D617,838 S * 6/2010 Jedlicka D10/113.4
D617,839 S * 6/2010 Jedlicka D10/113.4
D617,840 S * 6/2010 Jedlicka D10/113.4
D617,841 S * 6/2010 Jedlicka D10/113.4
D676,836 S * 2/2013 Wossner D14/240
D695,282 S * 12/2013 Malasani D14/240
D697,901 S * 1/2014 Gao D14/240

* cited by examiner

Primary Examiner — Sandra Snapp
(74) *Attorney, Agent, or Firm* — Michael D. Eisenberg

(57) **CLAIM**

The ornamental design for the triangular cell phone, as shown and described.

DESCRIPTION

FIG. 1 is a front view of a triangular cell phone showing our design;
FIG. 2 is a back view thereof;
FIG. 3 is a perspective view thereof;
FIG. 4 is a side view thereof;
FIG. 5 is a side view thereof;
FIG. 6 is a top view thereof; and,
FIG. 7 is a bottom view thereof.
The broken lines in the Figures show portions of the triangular cell phone which form no part of the claimed design.

1 Claim, 7 Drawing Sheets

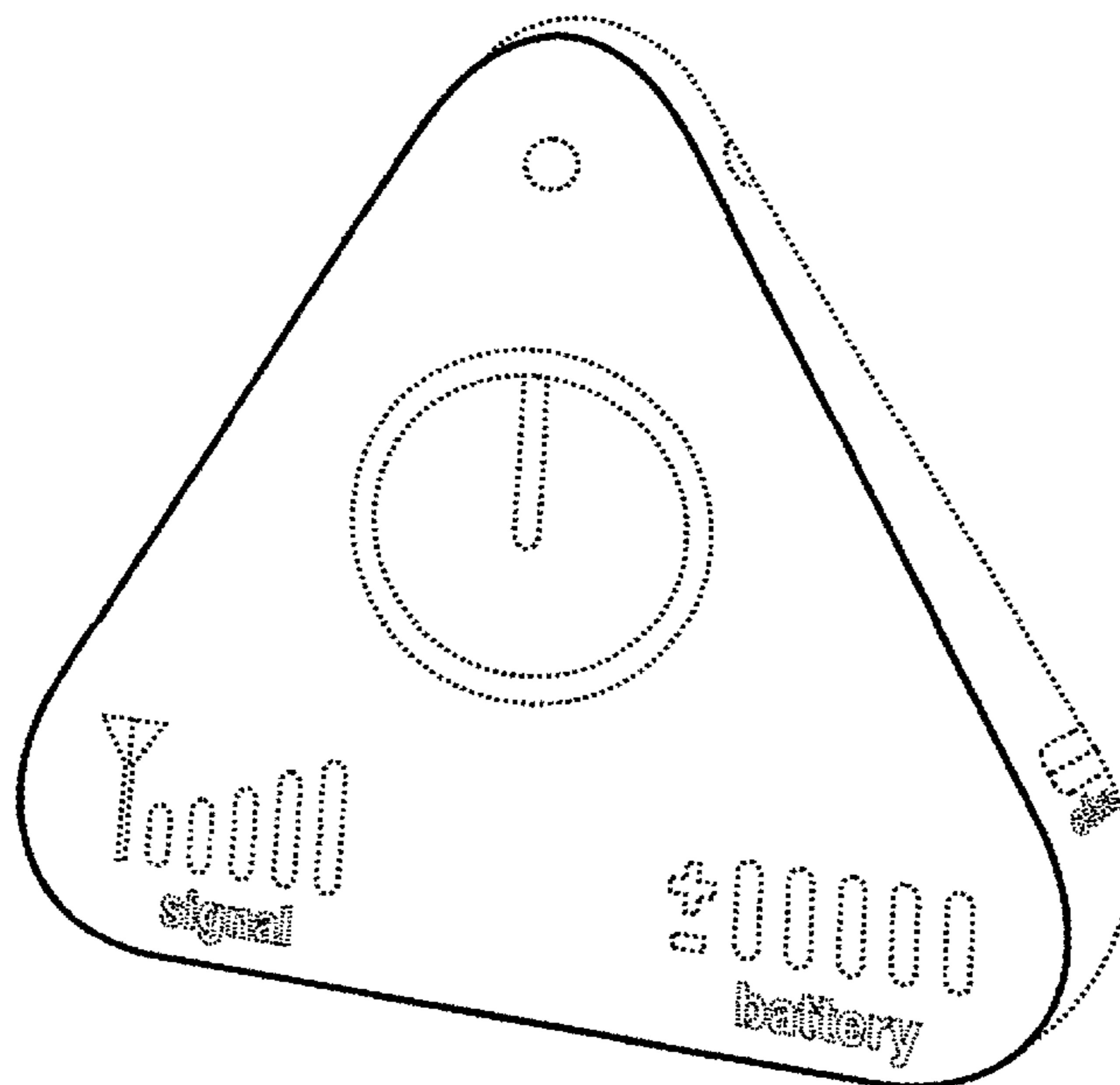


FIG 1

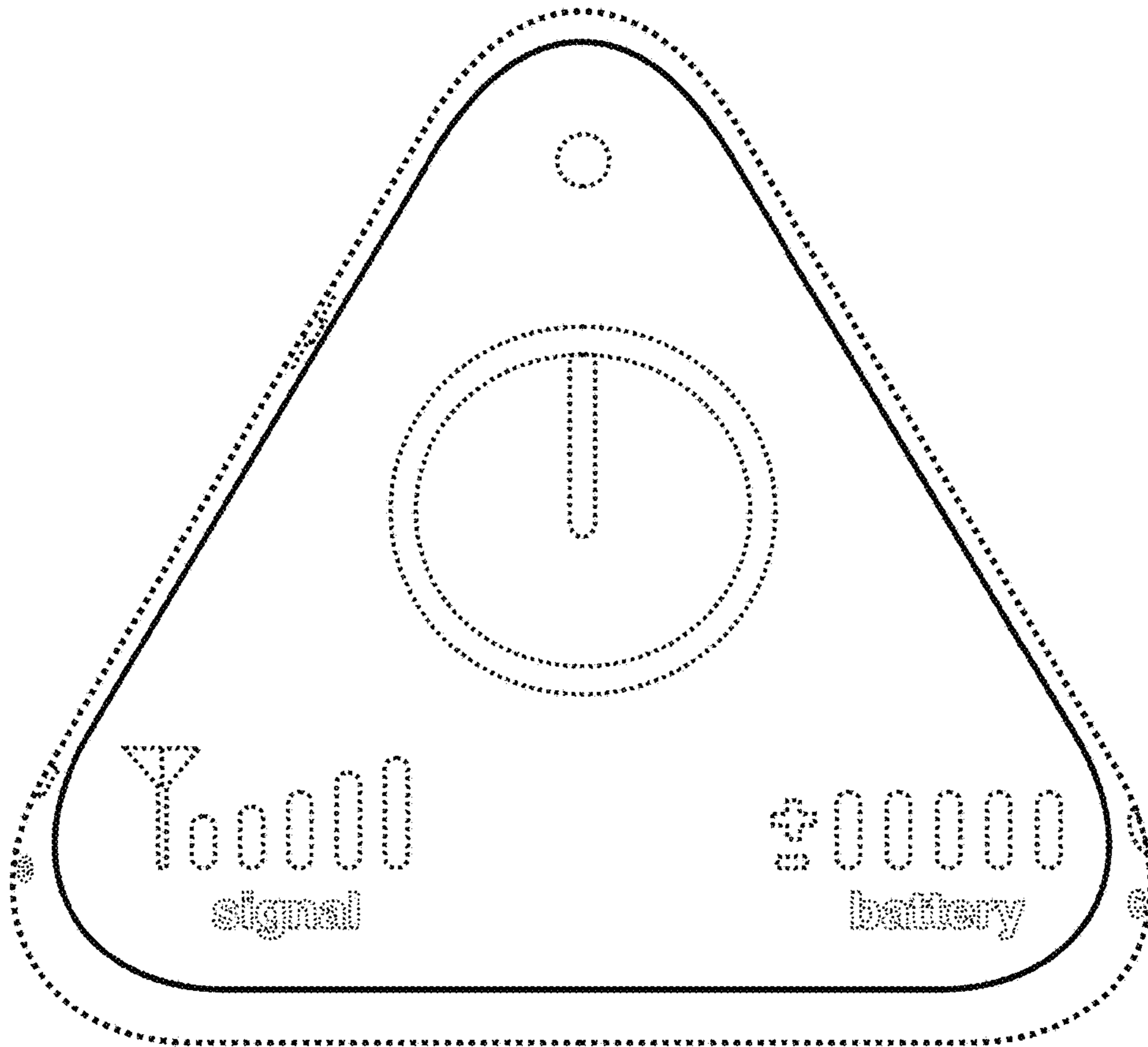


FIG 2




FIG 3

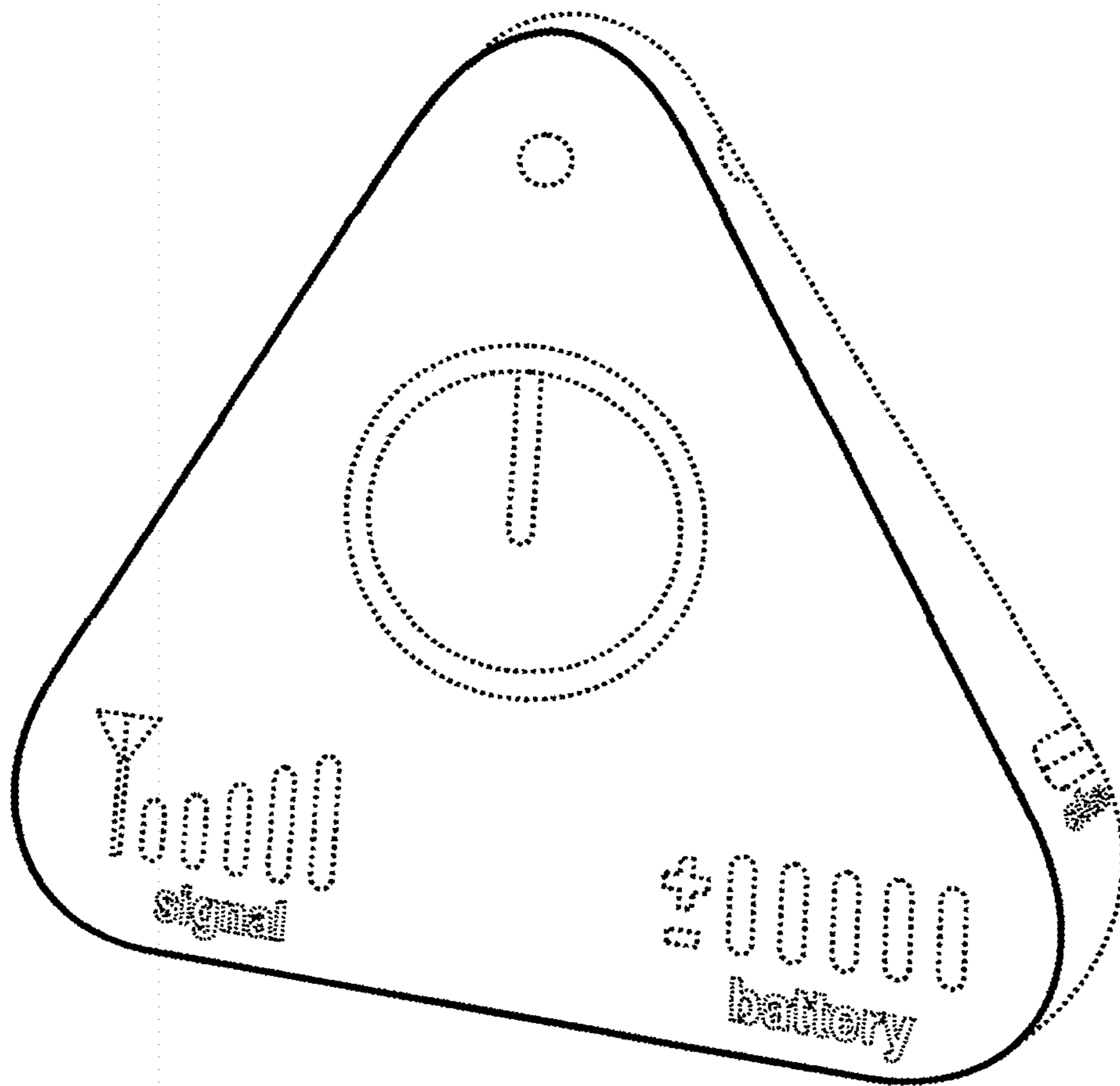


FIG 4

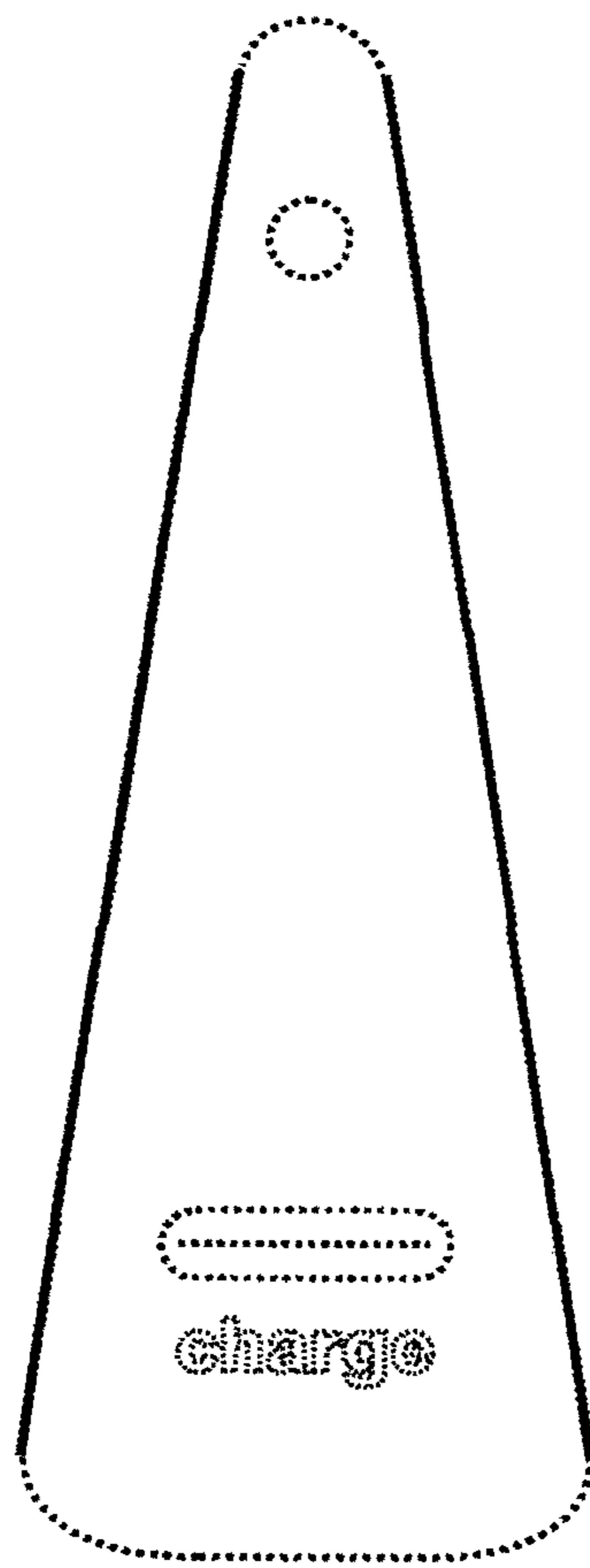


FIG 5

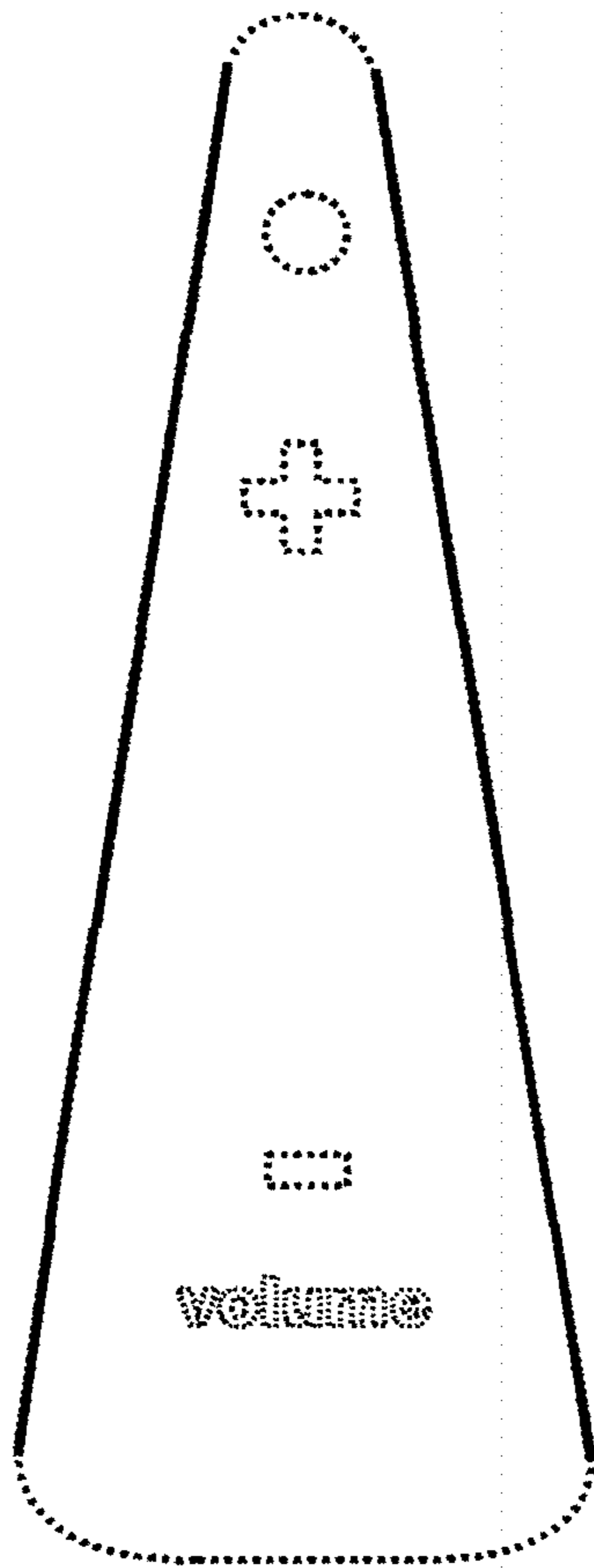


FIG 6

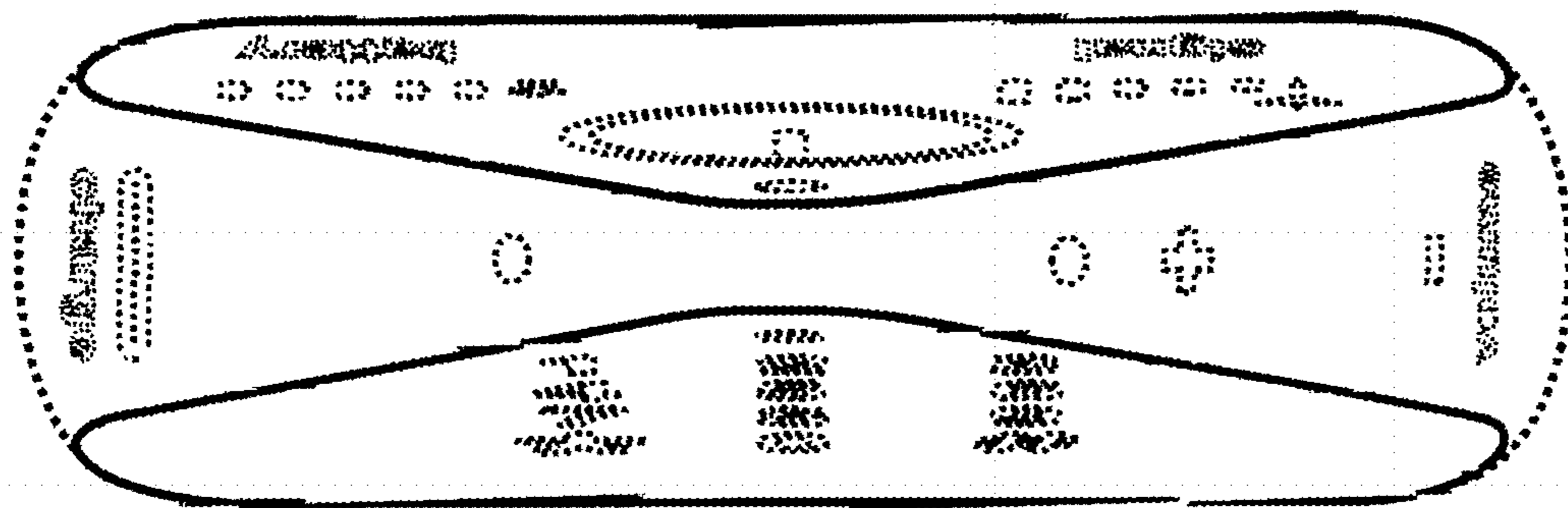


FIG 7

