



US00D778219S

(12) **United States Design Patent** (10) **Patent No.:** **US D778,219 S**
Choi et al. (45) **Date of Patent:** **** Feb. 7, 2017**

(54) **CONTROL POD**
(71) Applicant: **Caterpillar Inc.**, Peoria, IL (US)
(72) Inventors: **Kyong Choi**, Dunlap, IL (US);
Jonathan Anderton, Peoria, IL (US)
(73) Assignee: **Caterpillar Inc.**, Peoria, IL (US)
(**) Term: **15 Years**
(21) Appl. No.: **29/545,781**
(22) Filed: **Nov. 16, 2015**
(51) **LOC (10) Cl.** **12-16**
(52) **U.S. Cl.**
USPC **D12/174**
(58) **Field of Classification Search**
USPC D12/114, 121, 125, 174, 179, 180,
D12/203, 400, 415, 16.1, 14
CPC Y10T 74/20534; Y10T 74/20888;
Y10T 428/24008; Y10T 428/169; Y10T
74/209; Y10T 74/20912; Y10T
428/24479; Y10T 428/24355; Y10T
428/24025; Y10T 428/24017; Y10T
428/24; B32B 2266/0235; B32B
2266/0278; B32B 2307/102; B32B
2419/04; B32B 2471/04; B64C 2201/024;
B64C 2201/042; B64C 2201/146; B64C
2201/201; G05D 1/06; B60P 1/00
See application file for complete search history.

(56) **References Cited**
U.S. PATENT DOCUMENTS
D280,495 S * 9/1985 Stahel D12/126
D282,156 S * 1/1986 Le Vier D12/174
D394,626 S * 5/1998 Sacco D12/192
D418,787 S * 1/2000 Sacco D12/174
D425,491 S * 5/2000 Linger D13/171
D439,554 S * 3/2001 Jolley D12/174
D440,917 S * 4/2001 Pfeiffer D12/179
D445,232 S * 7/2001 Price D12/179
D449,260 S * 10/2001 Shirey D12/178

D455,685 S * 4/2002 Kuipers D12/178
D457,474 S * 5/2002 Shirey D12/178
D481,335 S * 10/2003 Chen D12/114
D495,847 S * 9/2004 Granberg D34/35
D496,892 S * 10/2004 Shirey D12/178
D514,307 S * 2/2006 Gillebaard D3/14
D522,394 S * 6/2006 Okuda D10/98
(Continued)

OTHER PUBLICATIONS

Mini Wifi Cam IP Wireless Surveillance Camera for iPhone, image post date Jul. 13, 2014, site visited Sep. 28, 2016, (online), <<https://www.tineye.com/search/af811f9ee929332f3edec82f73d6c3eda040678c/>>.*
(Continued)

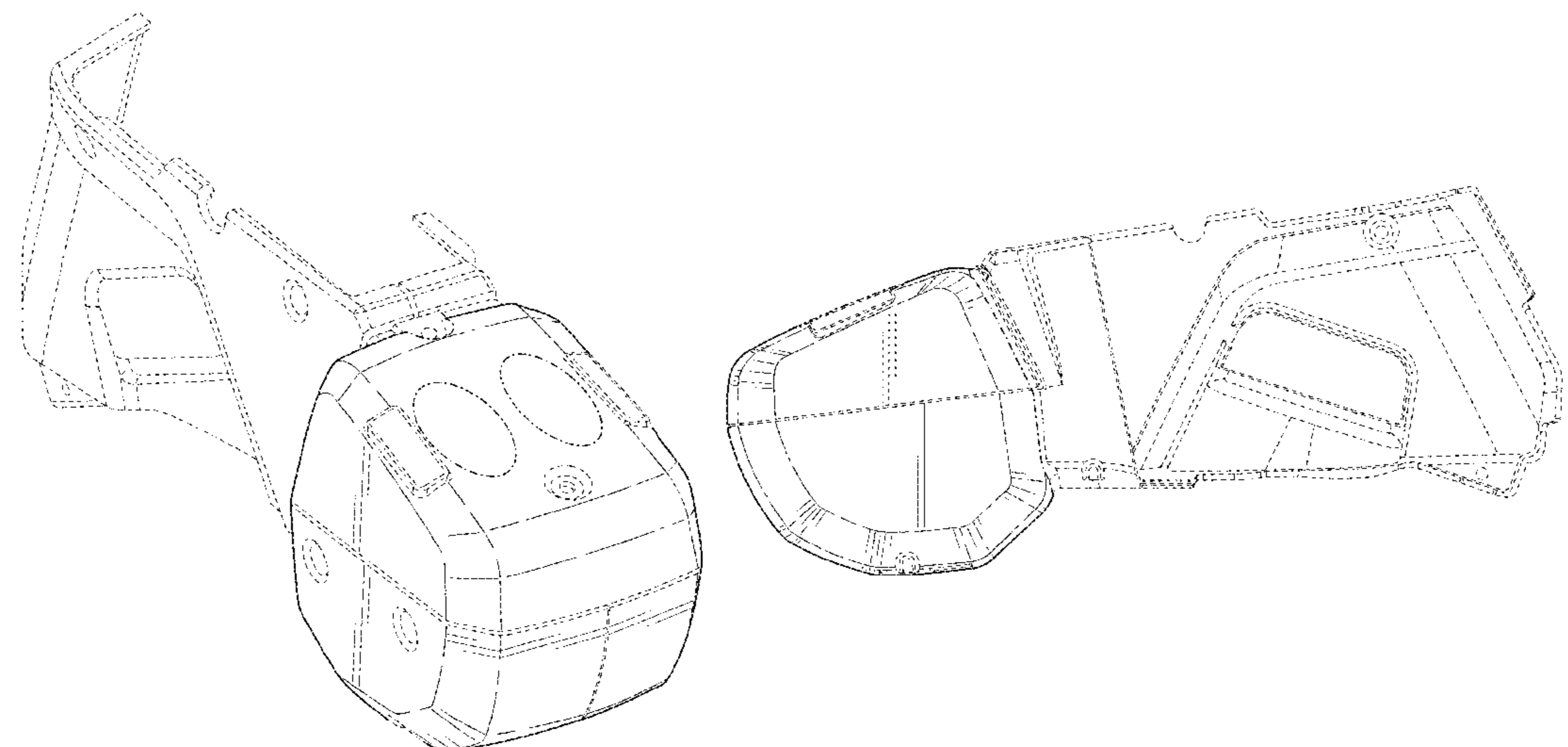
Primary Examiner — Kevin Rudzinski
Assistant Examiner — Sean D Lough
(74) *Attorney, Agent, or Firm* — Saidman DesignLaw Group, LLC

(57) **CLAIM**
The ornamental design for a control pod, as shown and described.

DESCRIPTION

FIG. 1 is a perspective view of a control pod showing our new design;
FIG. 2 is a front view thereof;
FIG. 3 is a rear view thereof;
FIG. 4 is a right side view thereof;
FIG. 5 is a left side view thereof;
FIG. 6 is a top view thereof; and,
FIG. 7 is a bottom view thereof.
The dashed broken lines illustrate structure or features which form no part of the claimed design.
The dot-dash broken lines represent boundaries of the claimed design; the boundaries themselves form no part of the claimed design.

1 Claim, 4 Drawing Sheets



(56)

References Cited

U.S. PATENT DOCUMENTS

D566,132 S * 4/2008 Mack D15/11
 D577,359 S * 9/2008 Cigarini D12/179
 D581,843 S * 12/2008 Kluck D12/179
 D584,193 S * 1/2009 Massicotte D12/126
 D589,418 S * 3/2009 Klein D12/174
 D591,588 S * 5/2009 Nishide D8/400
 D600,177 S * 9/2009 Komiyama D12/179
 D606,467 S * 12/2009 Ballard D12/179
 D606,915 S * 12/2009 Booker D12/179
 D614,532 S * 4/2010 Rudolph D12/1
 D614,550 S * 4/2010 Brandt D12/180
 D614,997 S * 5/2010 Timonen D12/1
 D619,929 S * 7/2010 Tyler D12/1
 D626,480 S * 11/2010 Cremer D12/192
 D628,216 S * 11/2010 Ulbrich D15/28
 D628,524 S * 12/2010 Golling D12/180
 D645,046 S * 9/2011 Hobenshield D14/412
 D656,081 S * 3/2012 Yonai D12/410
 D670,230 S * 11/2012 Kataoka D12/410
 D671,565 S * 11/2012 Kinoshita D15/28
 D678,283 S * 3/2013 Olson D14/412
 D689,424 S * 9/2013 Park D12/317
 D693,346 S * 11/2013 Coulter D14/412
 D695,792 S * 12/2013 Jensen D15/28
 D698,358 S * 1/2014 Beams D14/412
 D710,785 S * 8/2014 Jacobsthal D12/415
 D719,165 S * 12/2014 Hill D14/412
 D719,982 S * 12/2014 Alpsten D15/28
 D721,308 S * 1/2015 Kakinuma D12/179
 D722,087 S * 2/2015 Lim D15/28
 D723,033 S * 2/2015 Hooock D14/412
 D723,559 S * 3/2015 Hein D14/413
 D725,681 S * 3/2015 Bonneau D15/28
 D728,187 S * 4/2015 Zeppetzaer D34/35

D728,634 S * 5/2015 Alpsten D15/28
 D729,710 S * 5/2015 Iwata D12/174
 D734,226 S * 7/2015 Tachiiri D12/179
 D735,100 S * 7/2015 Anderson D12/179
 D735,722 S * 8/2015 Amann D14/413
 9,139,308 B2 * 9/2015 Hayashi G09F 21/06
 D740,732 S * 10/2015 Ernstsson D12/179
 D741,863 S * 10/2015 Hooock D14/413
 D742,290 S * 11/2015 Tachiiri D12/174
 D744,917 S * 12/2015 Persson D12/179
 D746,758 S * 1/2016 Dannenberg D12/317
 D747,386 S * 1/2016 Li D16/208
 D747,721 S * 1/2016 Gentle D12/179
 D749,647 S * 2/2016 Inaoka D15/28
 D753,118 S * 4/2016 French D12/179
 9,342,091 B2 * 5/2016 Wuisan G05G 1/06
 D759,731 S * 6/2016 Roemer D15/28
 D763,779 S * 8/2016 Jacobsthal D12/415
 D764,386 S * 8/2016 Ahn D12/419
 D765,079 S * 8/2016 Hooock D14/412
 D766,809 S * 9/2016 Deng D12/400

OTHER PUBLICATIONS

Cruise observation pod, image post date Mar. 17, 2015, site visited Sep. 28, 2016, (online), <<https://www.tineye.com/search/a68db27187f26891655ab0e2510279b9fa704909/>>.*
 Spakstyrning till hullastare, image post date Mar. 15, 2016, site visited Sep. 28, 2016, (online), <<http://web.archive.org/web/20160315122318/http://www.excidor.se/start/default.asp?page=715>>.*
 FNR joystick, image post date Aug. 27, 2014, site visited Sep. 28, 2016, (online), <<https://www.tineye.com/search/ca0be1dab6aa604d13f9713f38072fc11b860eca/>>.*
 U.S. Appl. No. 29/546,071, filed Nov. 18, 2015. (Unpublished).

* cited by examiner

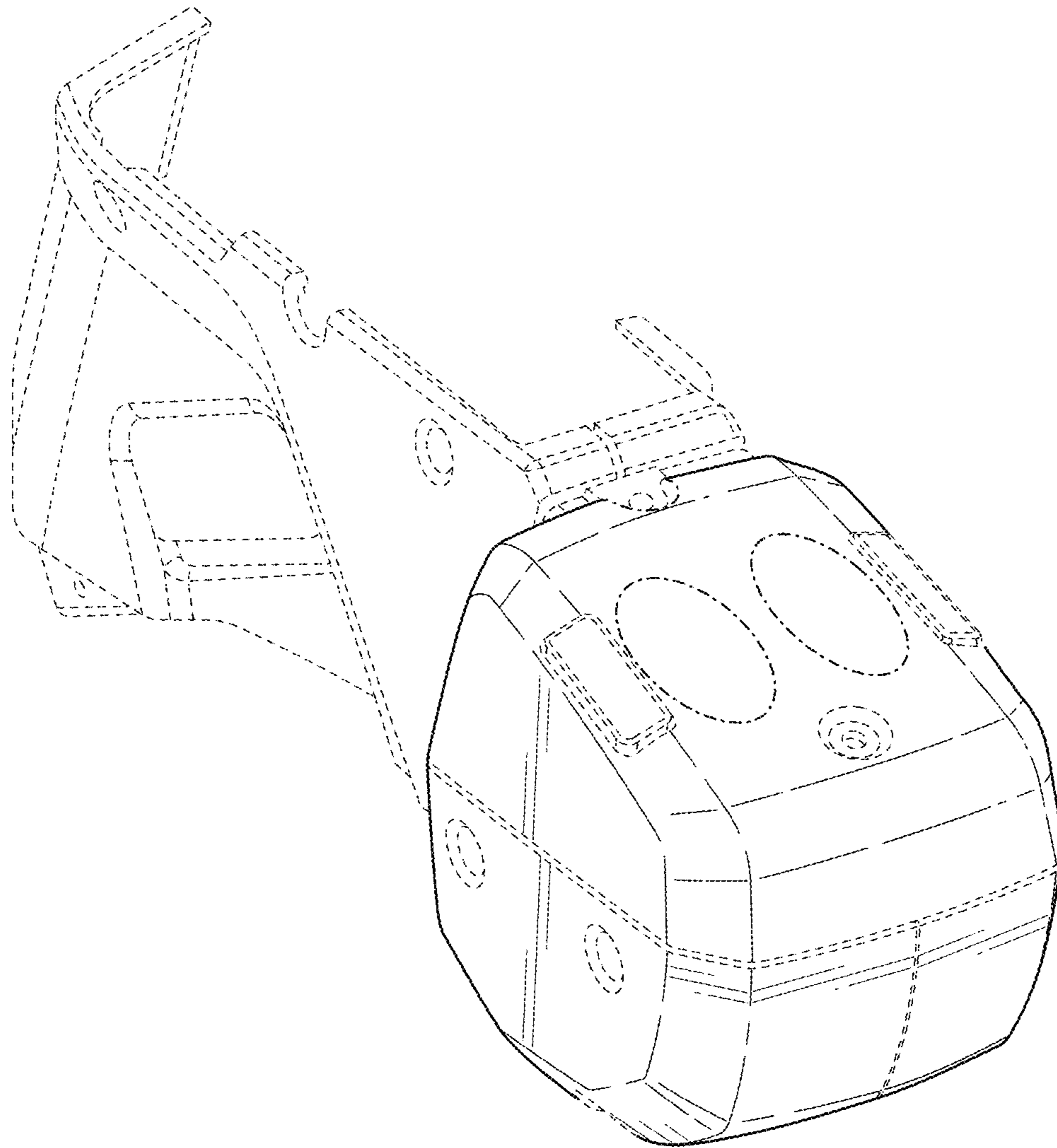


FIG. 1

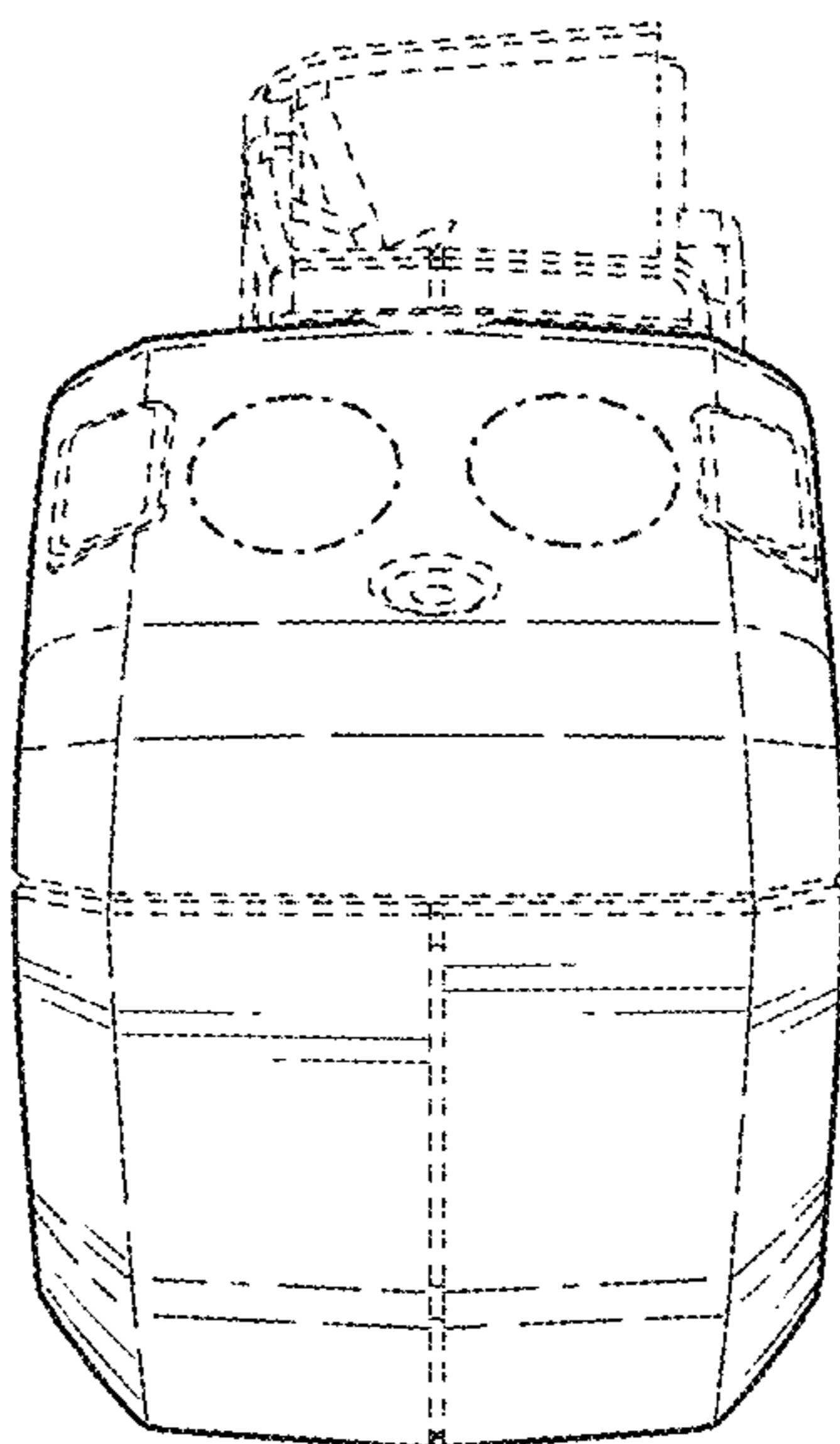


FIG. 2

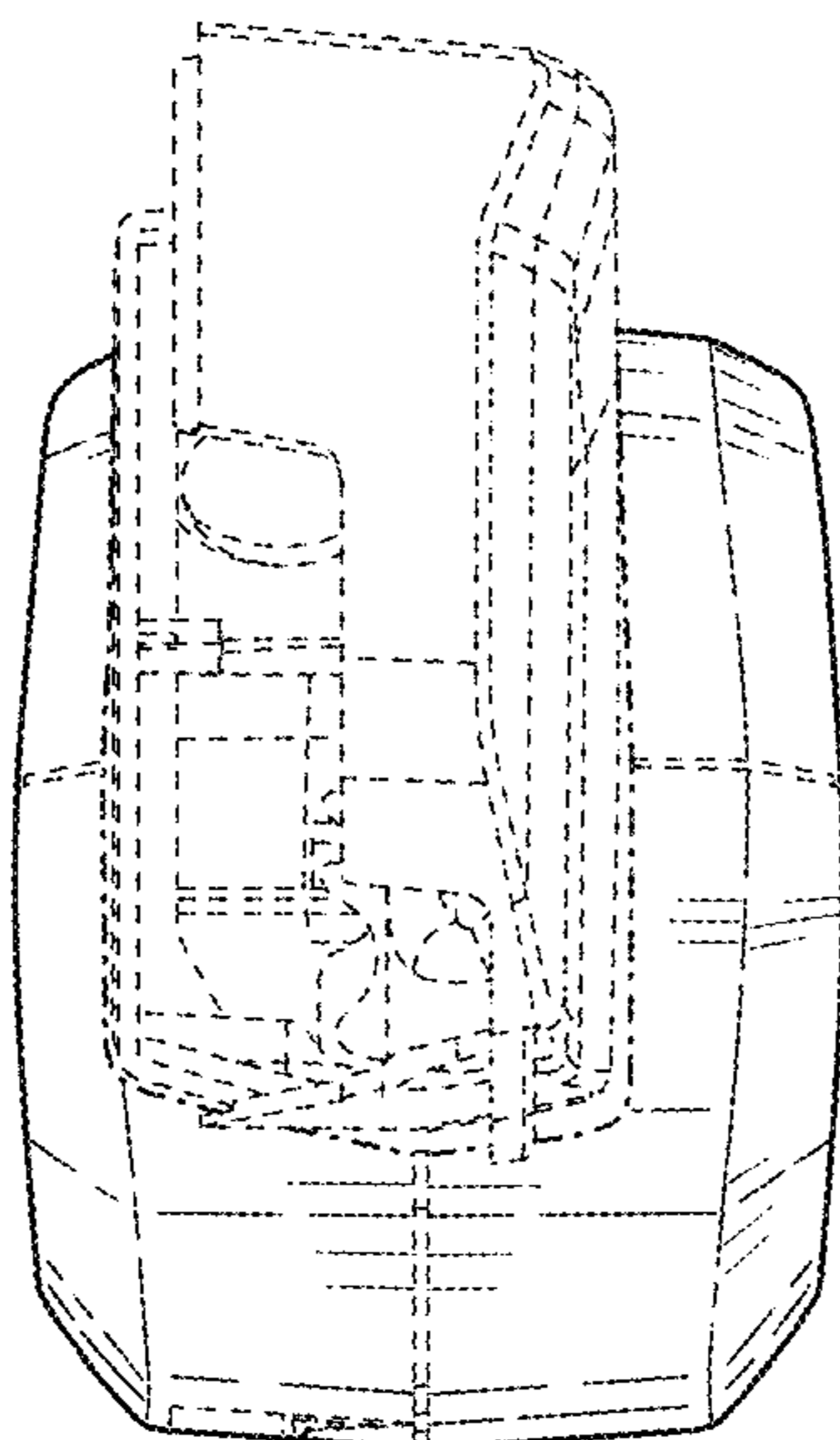


FIG. 3

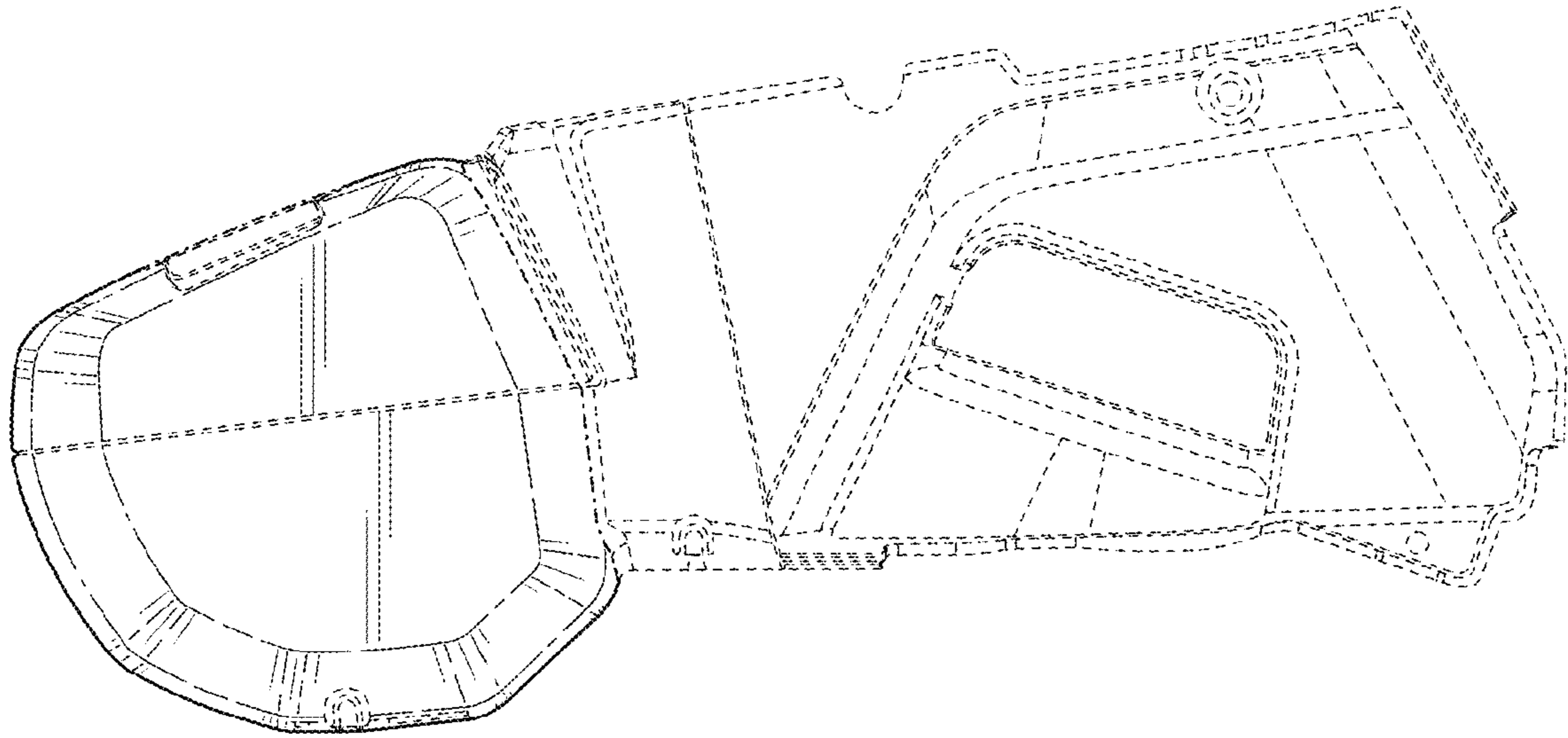


FIG. 4

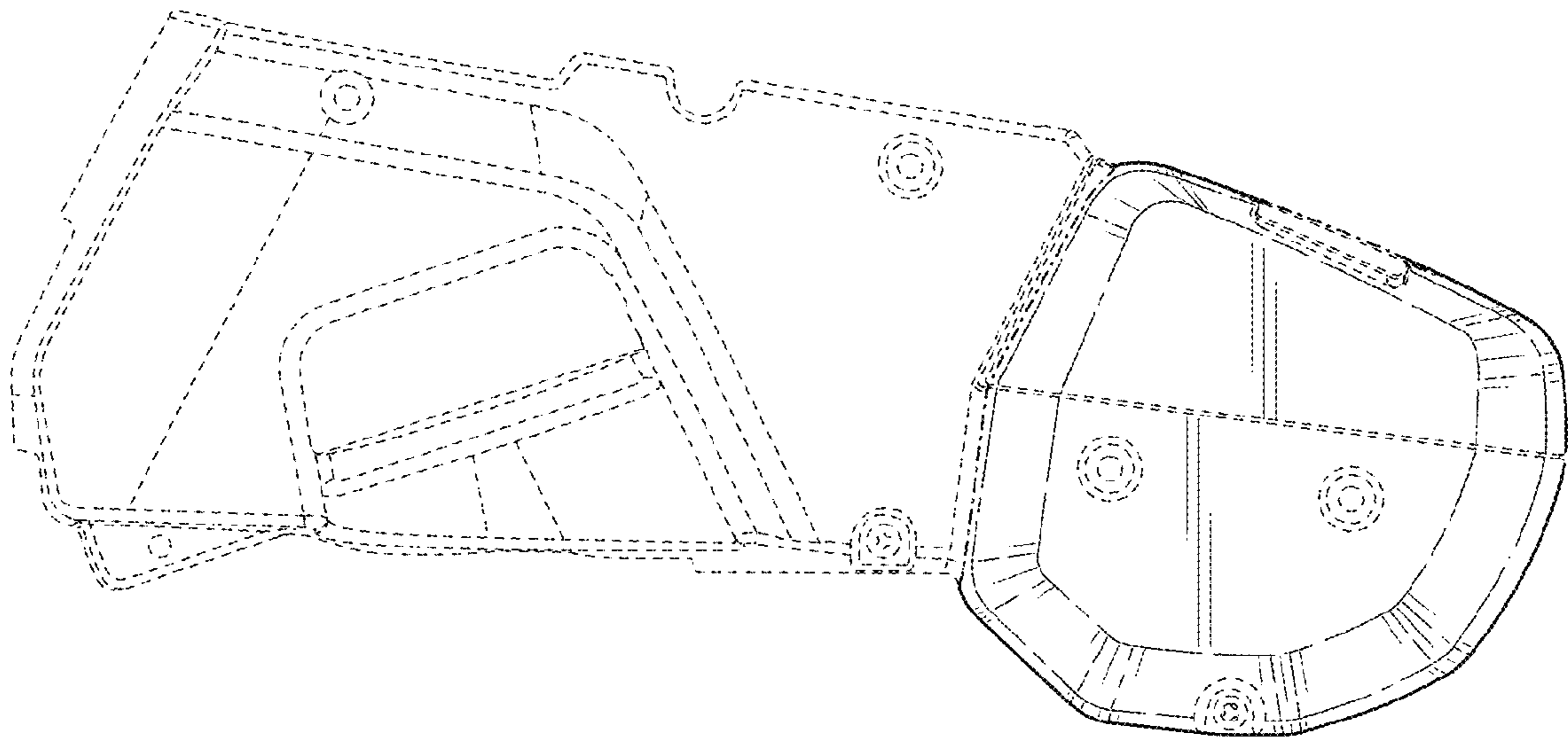


FIG. 5

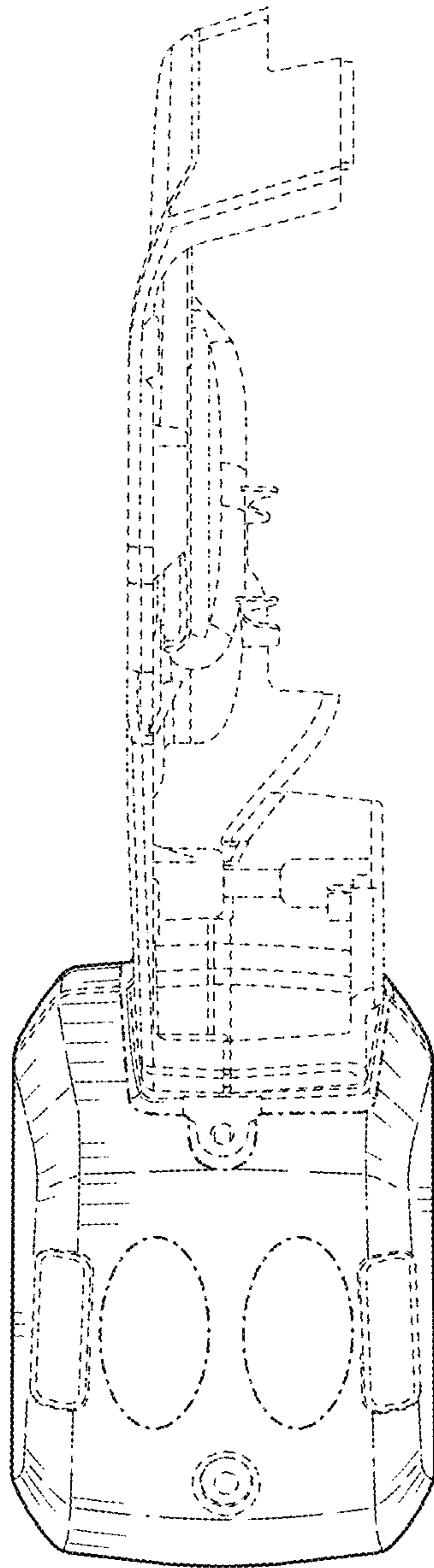


FIG. 6

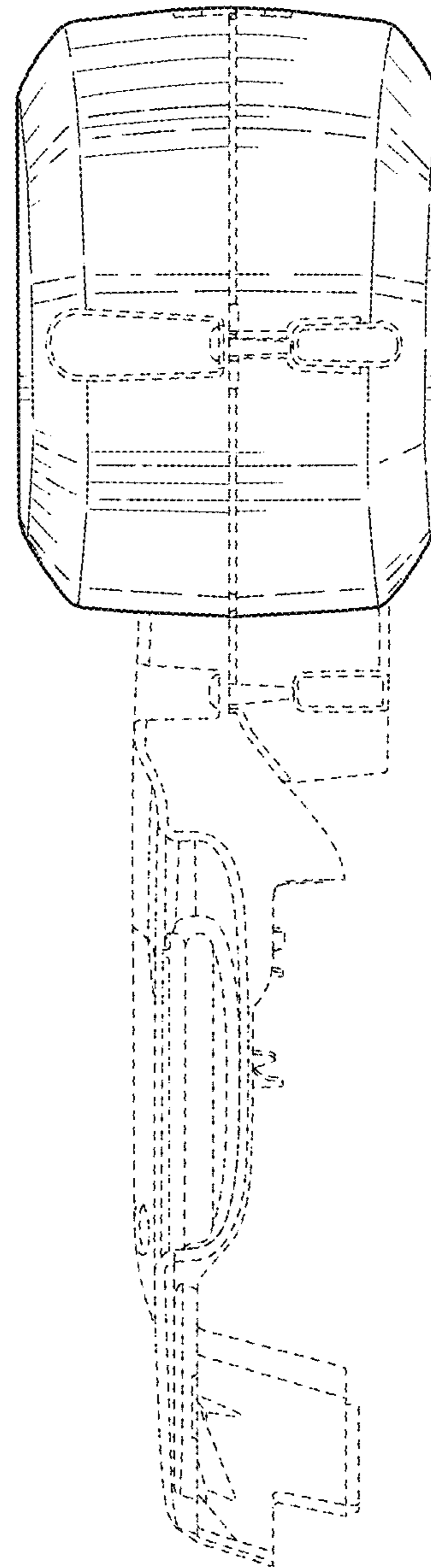


FIG. 7