



US00D778198S

(12) **United States Design Patent** (10) **Patent No.:** **US D778,198 S**
Verdeille (45) **Date of Patent:** **** Feb. 7, 2017**

(54) **BRACELET**
(71) Applicant: **Cartier International AG**, Steinhausen (CH)
(72) Inventor: **Nathalie Verdeille**, Paris (FR)
(73) Assignee: **Cartier International AG**, Steinhausen (CH)

(**) Term: **15 Years**

(21) Appl. No.: **29/535,022**

(22) Filed: **Aug. 3, 2015**

(51) **LOC (10) Cl.** **11-01**

(52) **U.S. Cl.**
USPC **D11/4**

(58) **Field of Classification Search**
USPC D11/1-48, 52, 69
CPC . A44C 15/005; A44C 15/0015; A44C 15/001;
A44C 15/0035; A44C 25/001; A44C
25/00; A44C 25/005; A44C 5/00; A44C
5/0015; A44C 5/0007; A44C
5/0084; A44C 5/12; A44C 5/14; A44C
5/2066; A44C 5/2076; A44C 13/00; A44C
11/002; A44C 9/00; A44C 9/003; A44C
9/0046; A44C 17/0233; A44C
17/04; A44C 27/006; A44C 7/00; A44C
7/002; A44C 23/00; A44D 2205/00
See application file for complete search history.

(56) **References Cited**

U.S. PATENT DOCUMENTS

D166,976 S * 6/1952 Katz D11/4
D256,403 S * 8/1980 Hocq D11/202
D424,967 S * 5/2000 Perrin D11/28
D436,884 S * 1/2001 Cabarbaye D11/26
D480,981 S * 10/2003 Pasquetti D11/26
D512,660 S * 12/2005 Steshik D11/81

D601,054 S * 9/2009 Sivriere D11/26
D625,217 S * 10/2010 Hardy D11/26
D625,218 S * 10/2010 Hardy D11/26
D626,025 S * 10/2010 Iacomucci D11/26
D630,541 S * 1/2011 Shimansky D11/26
D631,382 S * 1/2011 Iacomucci D11/26
D643,324 S * 8/2011 Kim D11/1
D646,994 S * 10/2011 Kim D11/1

(Continued)

OTHER PUBLICATIONS

1960s Three Dimensional Triple bangle Design Gold Bracelet, earliest date available year 1960, online. Visited on Sep. 15, 2016. Internet URL:<"https://www.1stdibs.com/jewelry/bracelets/cuff-bracelets/1960s-three-dimensional-triple-bangle-design-gold-bracelet/id-j_1102773/">.*

Primary Examiner — Cynthia Ramirez
Assistant Examiner — Llorellys Martinez-Rivera
(74) *Attorney, Agent, or Firm* — Taft Stettinius & Hollister LLP

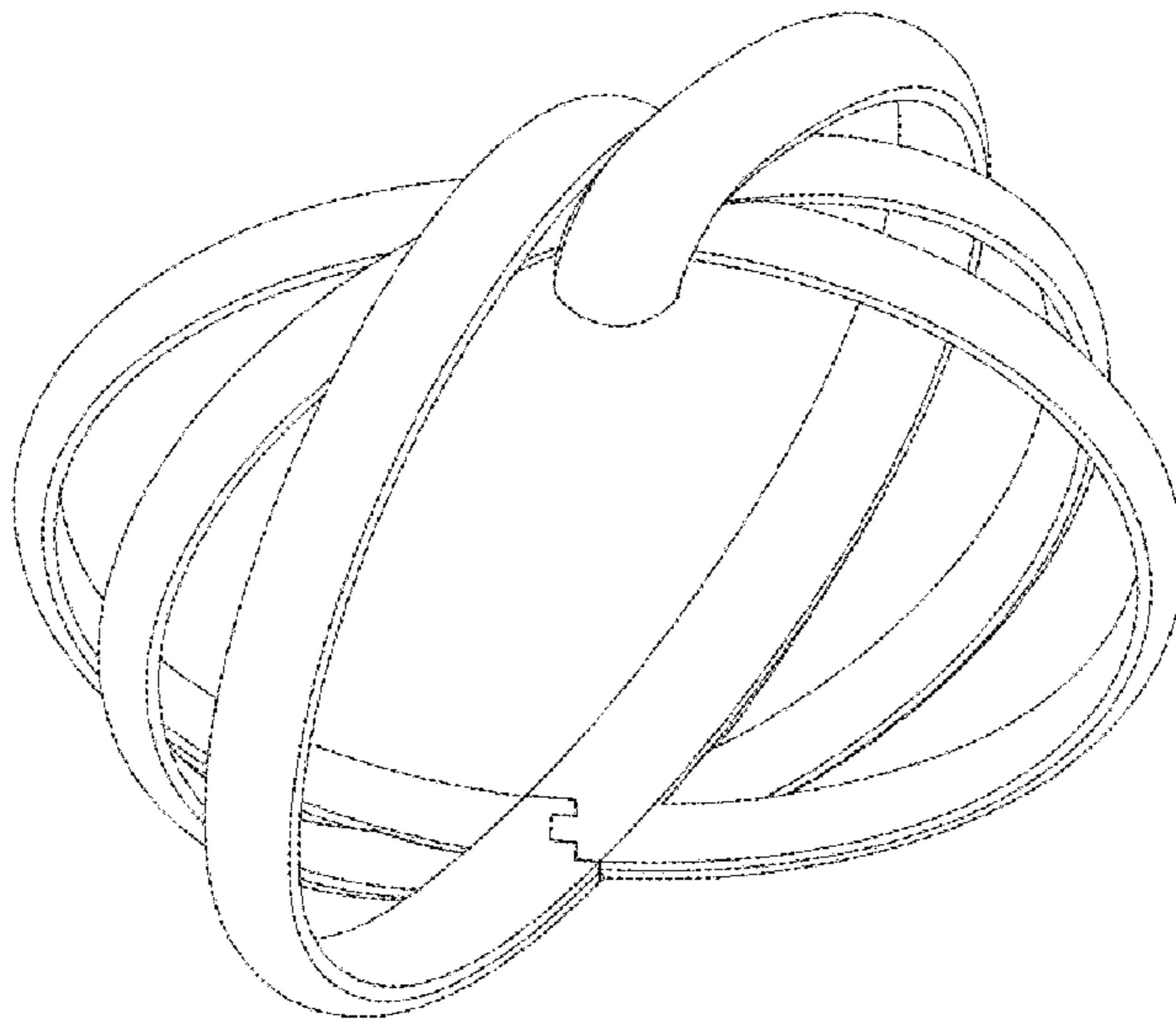
(57) **CLAIM**

The ornamental design for a bracelet, as shown and described.

DESCRIPTION

FIG. 1 is a front elevation view of a bracelet showing my new design.
FIG. 2 is a rear elevation view of the bracelet of FIG. 1.
FIG. 3 is a bottom plan view of the bracelet of FIG. 1.
FIG. 4 is a top plan view of the bracelet of FIG. 1.
FIG. 5 is a right side elevation view of the bracelet of FIG. 1;
FIG. 6 is a left side elevation view of the bracelet of FIG. 1; and,
FIG. 7 is a top, left side perspective view to the bracelet of FIG. 1.

1 Claim, 1 Drawing Sheet



(56)

References Cited

U.S. PATENT DOCUMENTS

D659,045 S *	5/2012	Fillon	D11/34
D659,581 S *	5/2012	Fillon	D11/26
D663,230 S *	7/2012	Fillon	D11/4
D663,231 S *	7/2012	Fillon	D11/4
D663,647 S *	7/2012	Magid	D11/1
D663,649 S *	7/2012	Gruosi	D11/26
D665,296 S *	8/2012	Fillon	D11/26
D758,237 S *	6/2016	Le Bail	D11/34
D762,125 S *	7/2016	Gruosi	D10/32
2008/0006055 A1 *	1/2008	Silvant	A44C 9/003 63/10

* cited by examiner

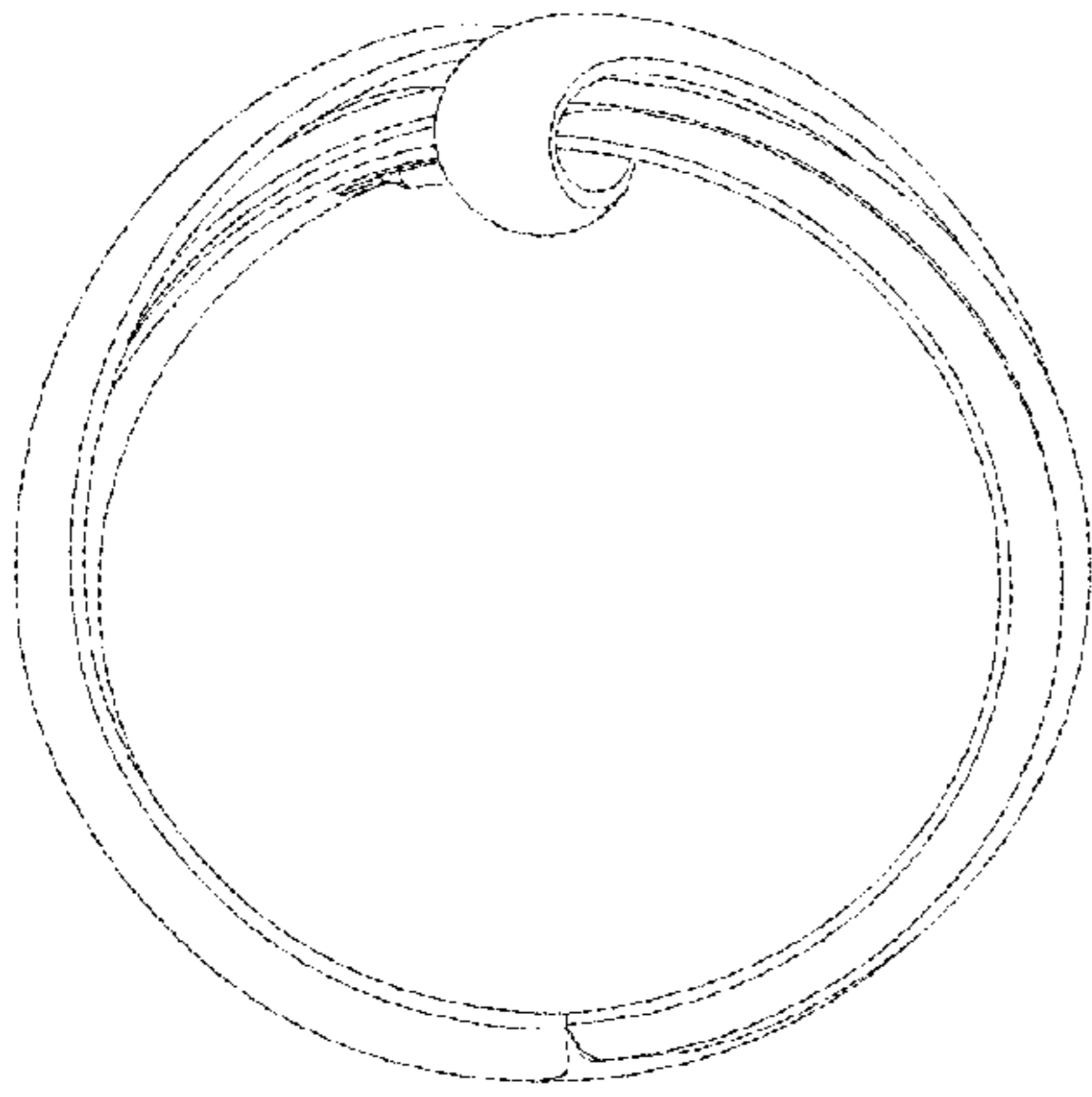


FIG. 1

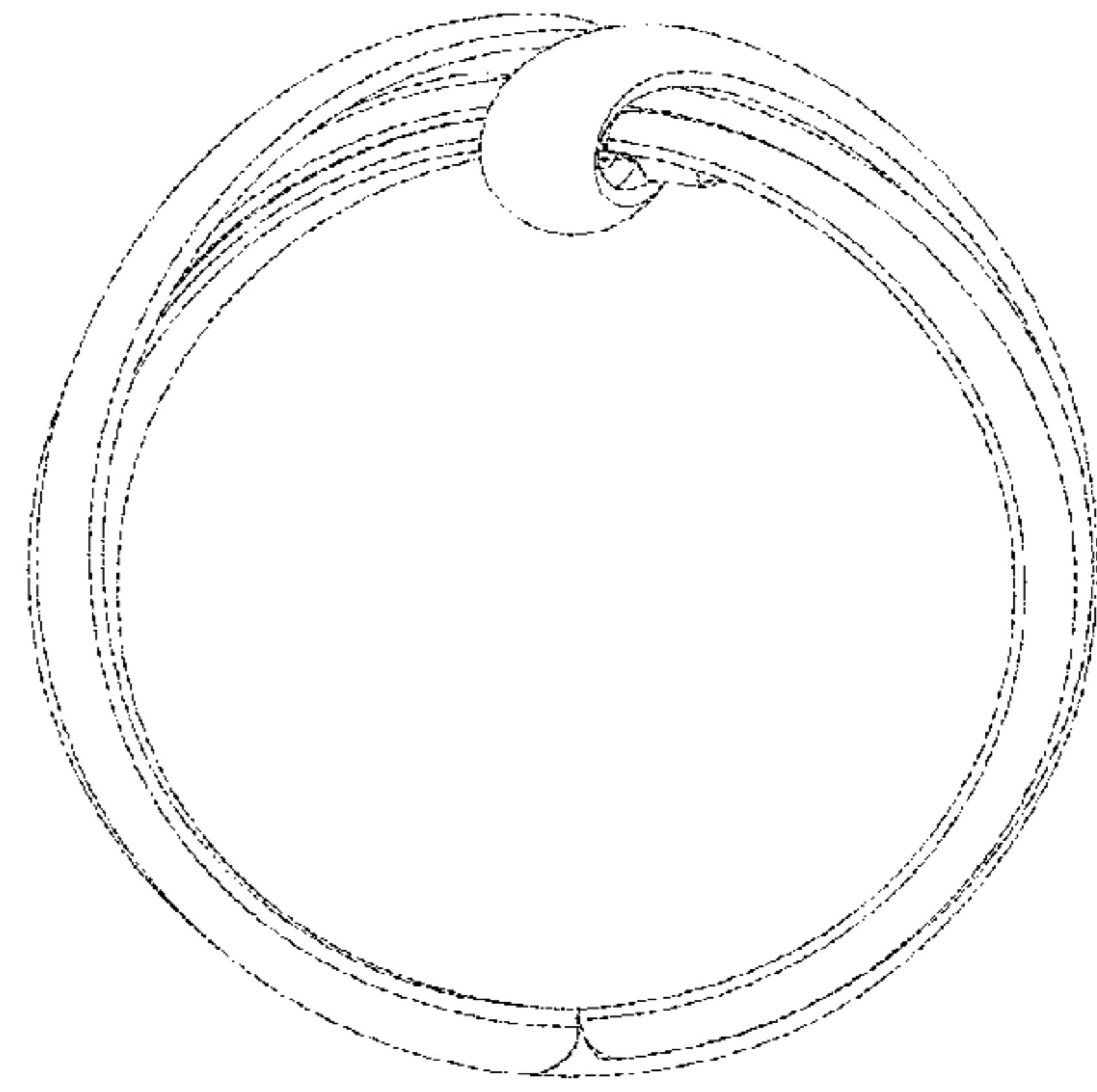


FIG. 2

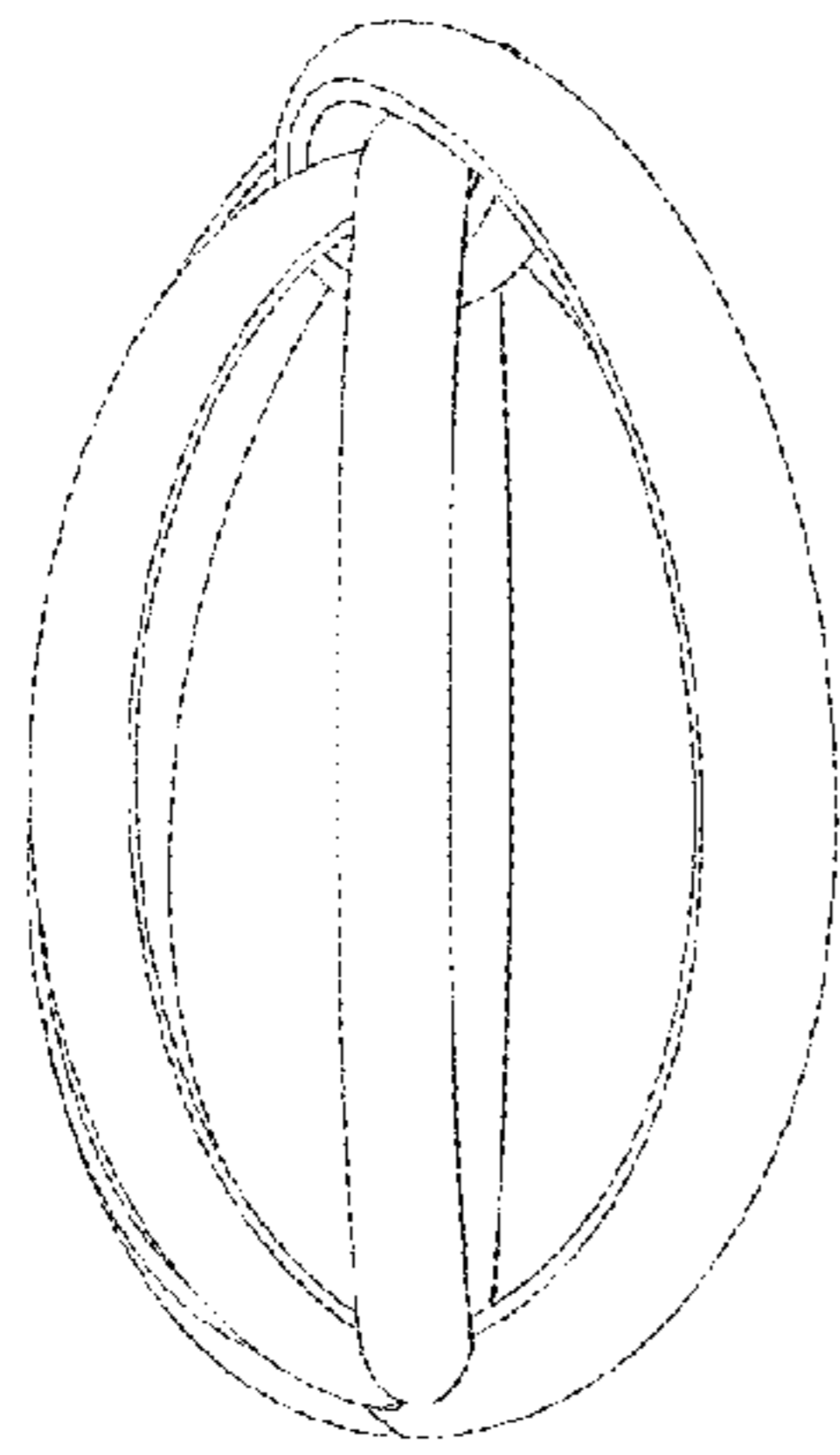


FIG. 3

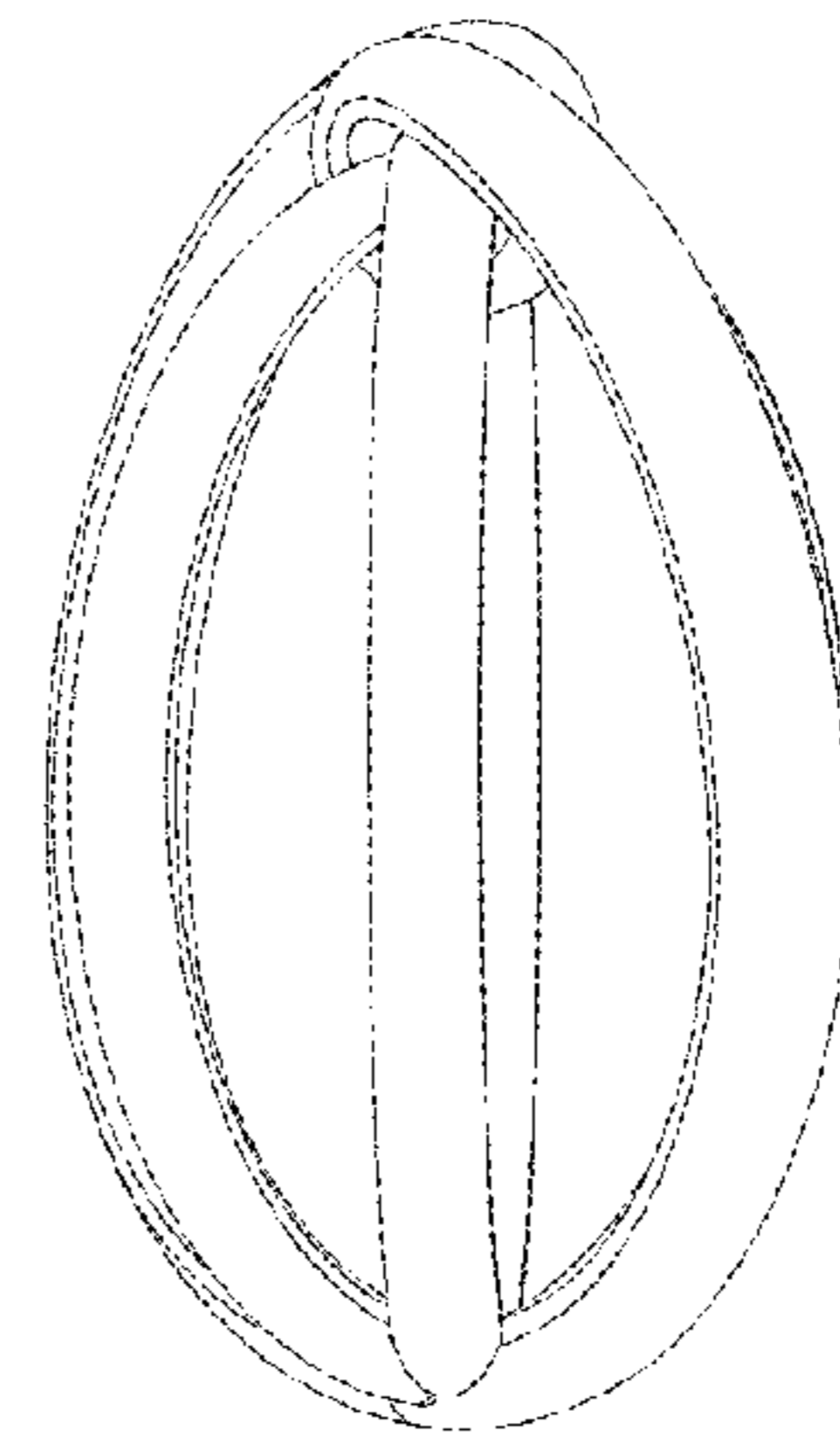


FIG. 4

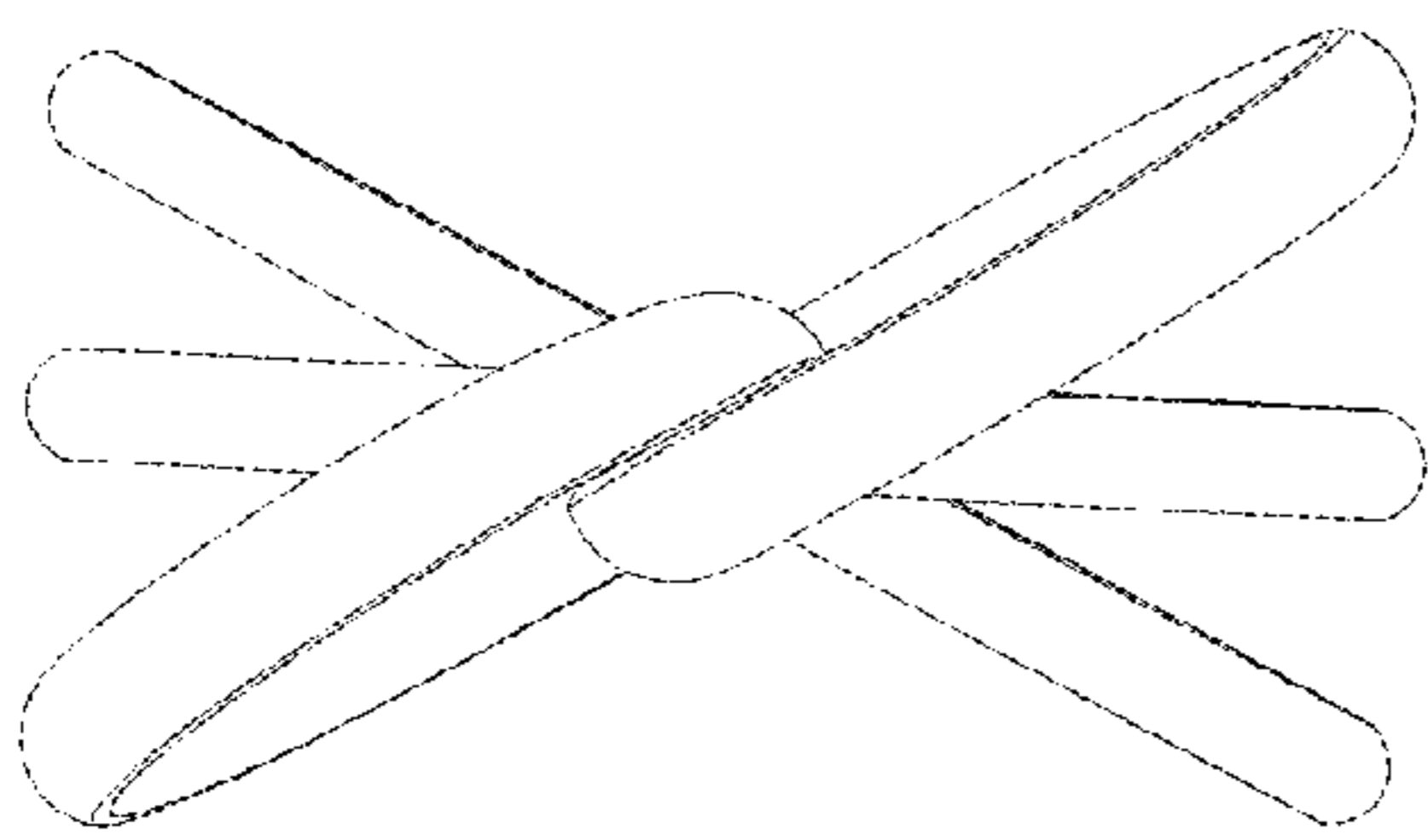


FIG. 5

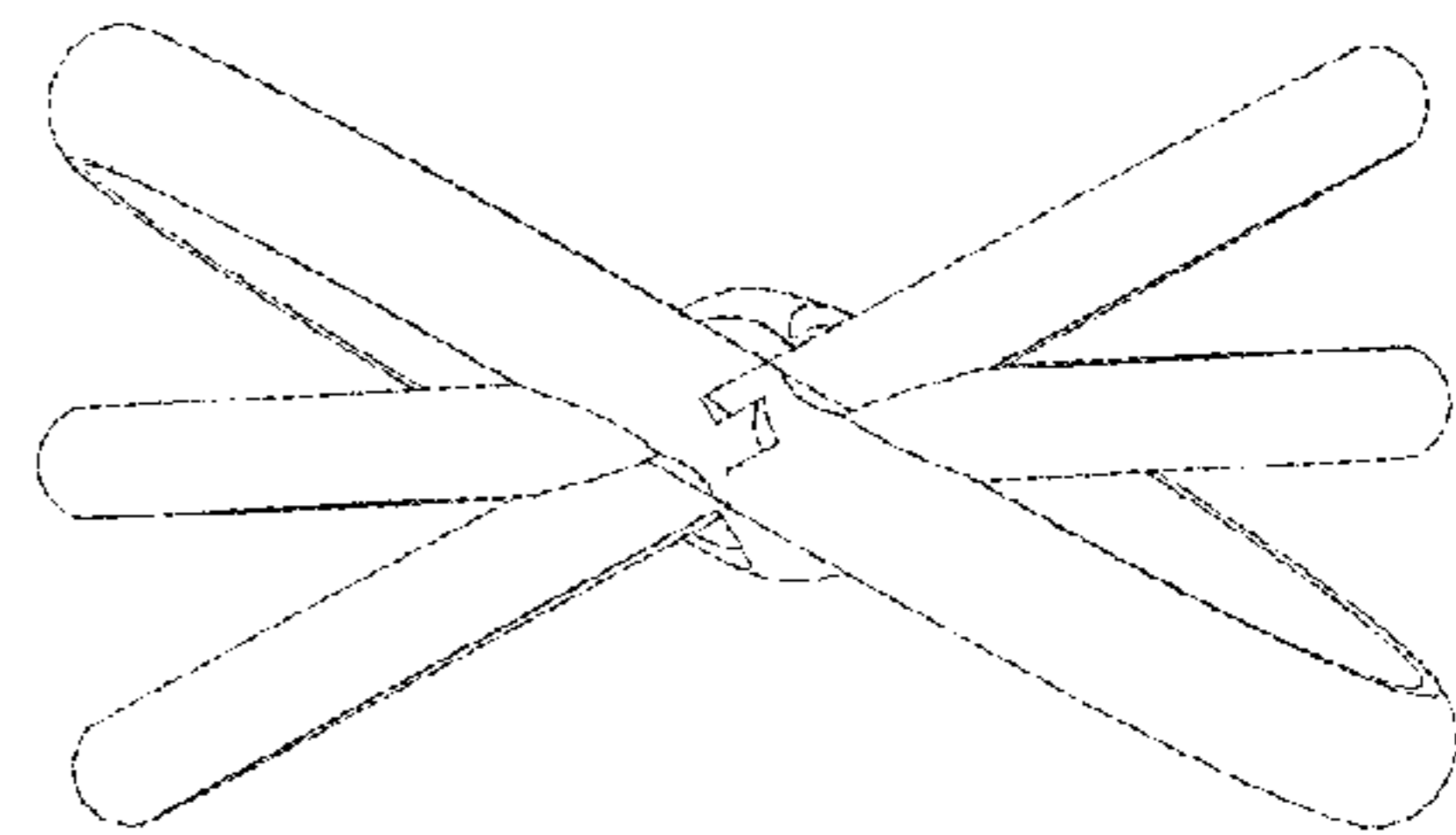


FIG. 6

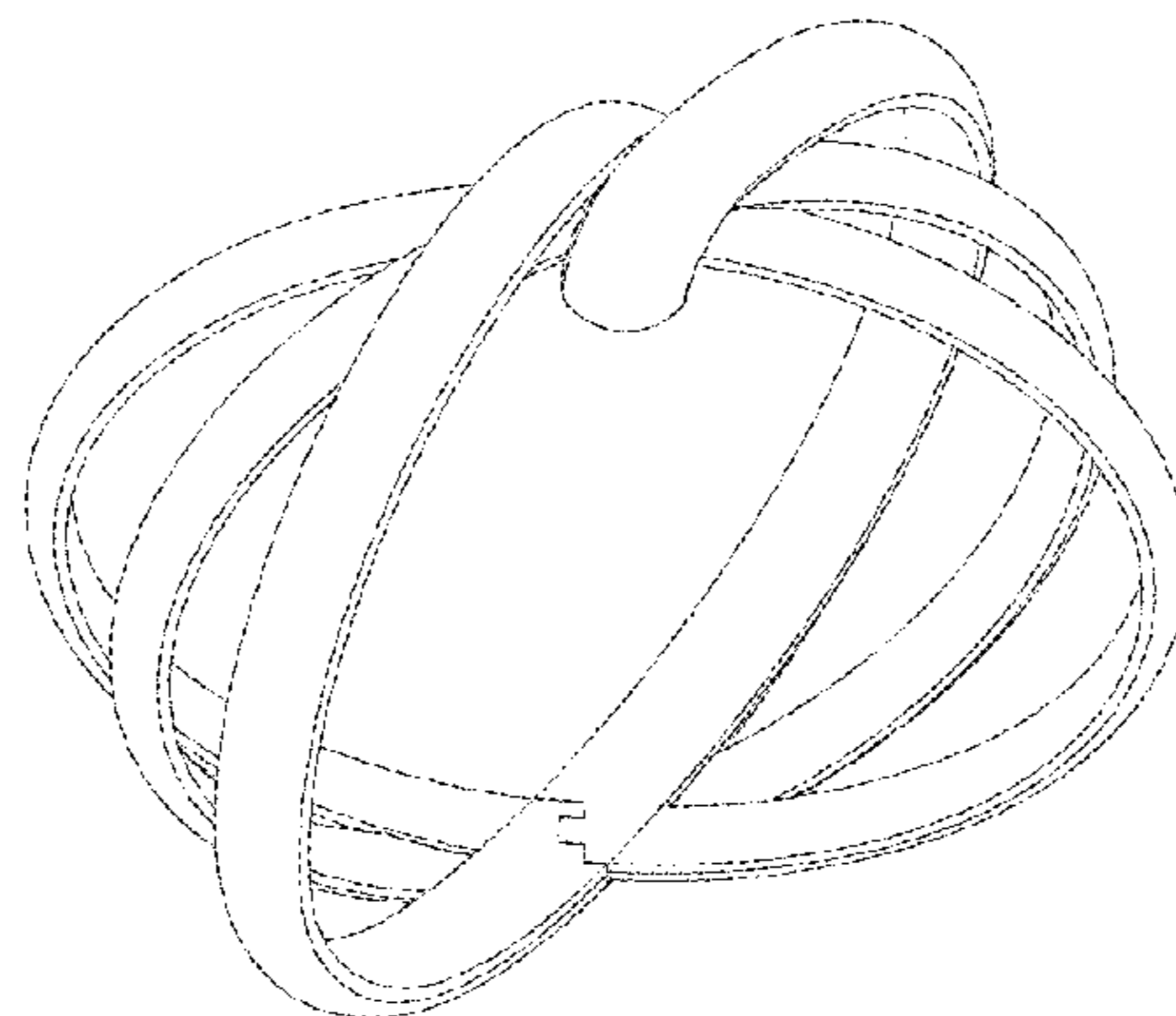


FIG. 7