

US00D778196S

(12) **United States Design Patent**
Kamilindi

(10) **Patent No.:** **US D778,196 S**

(45) **Date of Patent:** **** Feb. 7, 2017**

- (54) **DIAL**
- (71) Applicant: **HARRY WINSTON SA,**
Plan-les-Ouates (CH)
- (72) Inventor: **Steve Kamilindi,** Genève (CH)
- (73) Assignee: **HARRY WINSTON SA,**
Plan-les-Ouates (CH)
- (**) Term: **15 Years**
- (21) Appl. No.: **29/549,379**
- (22) Filed: **Dec. 22, 2015**
- (30) **Foreign Application Priority Data**

D470,061	S	*	2/2003	Mittersinker	D10/39
D545,714	S	*	7/2007	Nataf	D10/126
D591,621	S	*	5/2009	Nataf	D10/39
D624,840	S	*	10/2010	Behling	D10/129
D642,084	S	*	7/2011	Garcia	D10/124
D686,933	S	*	7/2013	Garzon	D10/126
D688,580	S	*	8/2013	Delhotal	D10/124
D727,177	S	*	4/2015	Abdourahim	D10/39
D734,177	S	*	7/2015	Kamilindi	D10/126
D742,271	S	*	11/2015	Boulangéot	D10/129
D761,679	S	*	7/2016	Berhanu	D10/126
D766,766	S	*	9/2016	Lasserre	D10/126
D767,417	S	*	9/2016	Laucella	D10/39
D768,021	S	*	10/2016	Kamilindi	D10/126
2005/0232085	A1	*	10/2005	Scheufele	G04B 19/2536 368/37
2010/0214879	A1	*	8/2010	Lechot	G04B 15/00 368/101

- Jun. 22, 2015 (WO) DM/086754
- (51) **LOC (10) Cl.** **10-07**
- (52) **U.S. Cl.**
USPC **D10/126**
- (58) **Field of Classification Search**
USPC D10/38, 1-29, 122-132
CPC G04B 19/00; G04B 19/24; G04B 19/14;
G04B 19/18; G04B 37/0008; G04B
37/0058; G04B 37/1486; G04B 45/0069;
G04B 47/00; G04B 47/04; A44C 5/00;
A44C 5/02
See application file for complete search history.

* cited by examiner

Primary Examiner — Sheryl Lane
Assistant Examiner — Samantha Wood
 (74) *Attorney, Agent, or Firm* — Donald J. Ranft; Collen IP

- (56) **References Cited**
U.S. PATENT DOCUMENTS

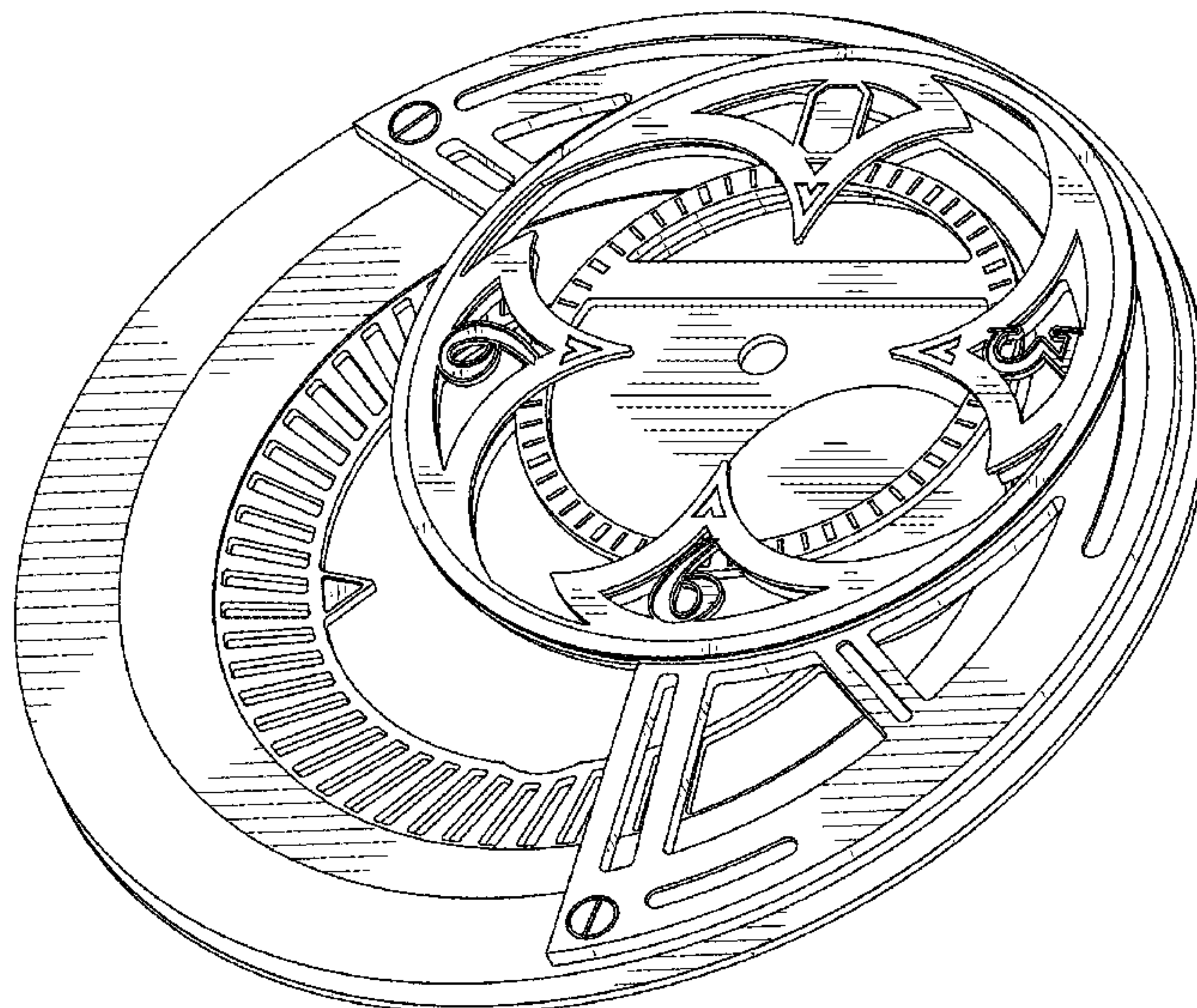
D217,003	S	*	3/1970	Windebank	D10/1
D279,359	S	*	6/1985	Szigeti	D10/126
D345,526	S	*	3/1994	Ito	D10/126
D345,527	S	*	3/1994	Ito	D10/126
D434,680	S	*	12/2000	Fallani	D10/30

(57) **CLAIM**
The ornamental design for a dial, as shown.

DESCRIPTION

FIG. 1 is a front right perspective view of a dial showing my new design;
 FIG. 2 is a rear left perspective view thereof;
 FIG. 3 is a front view thereof;
 FIG. 4 is a rear view thereof;
 FIG. 5 is a right side view thereof;
 FIG. 6 is a left side view thereof;
 FIG. 7 is a bottom view thereof; and,
 FIG. 8 is a top view thereof.

1 Claim, 6 Drawing Sheets



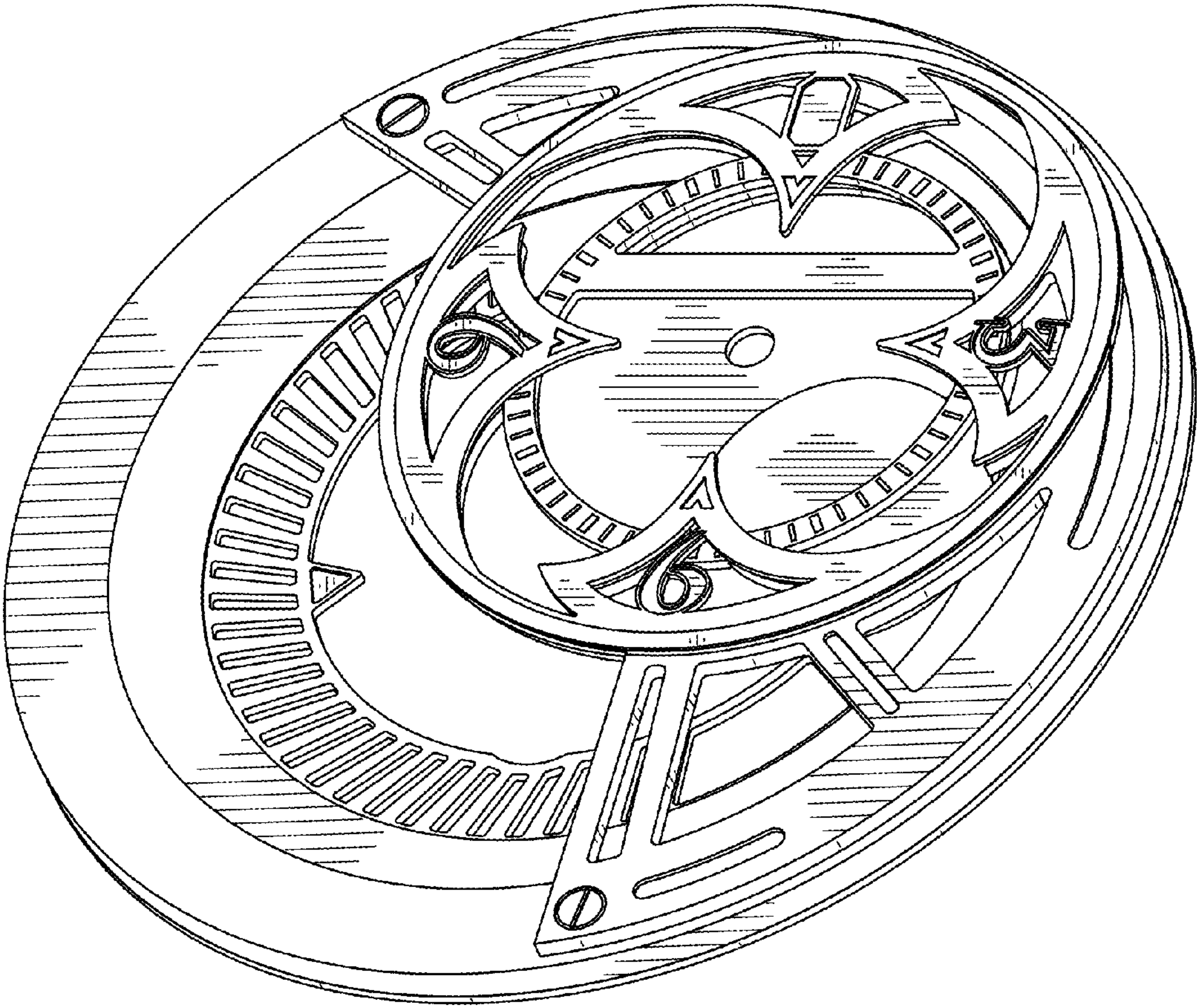


FIG. 1

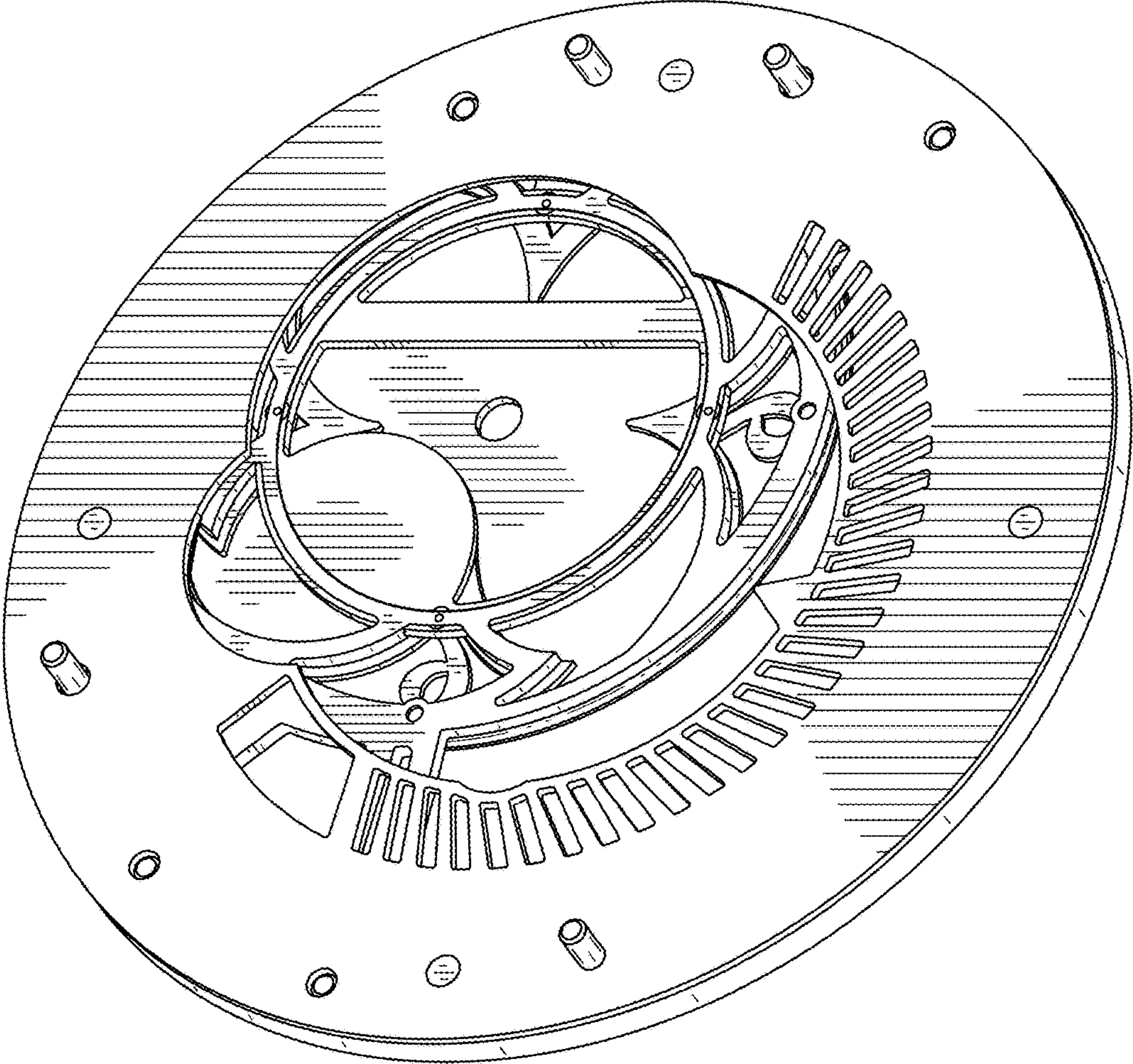


FIG. 2




FIG. 3




FIG. 4

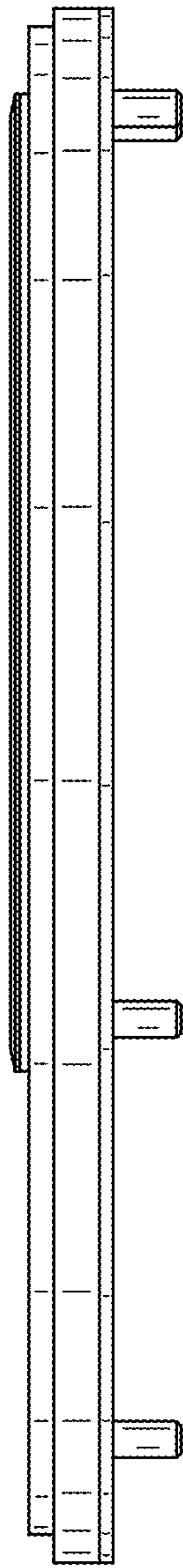


FIG. 5

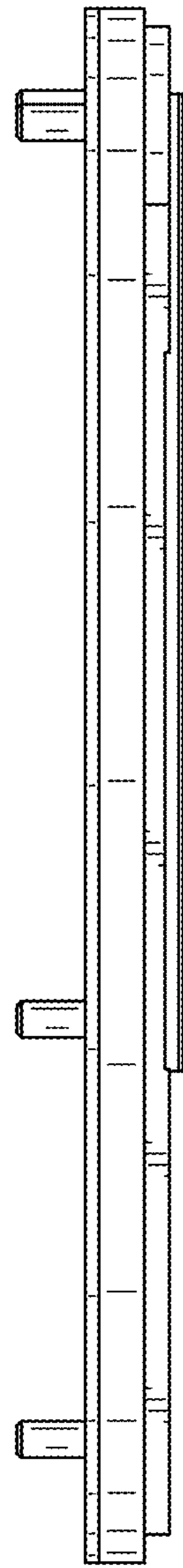


FIG. 6

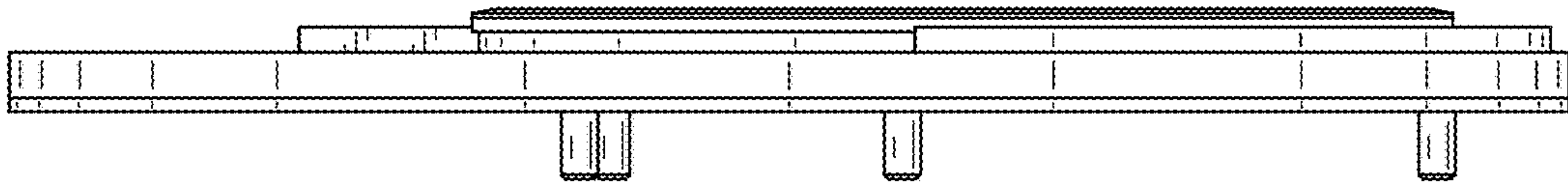


FIG. 7

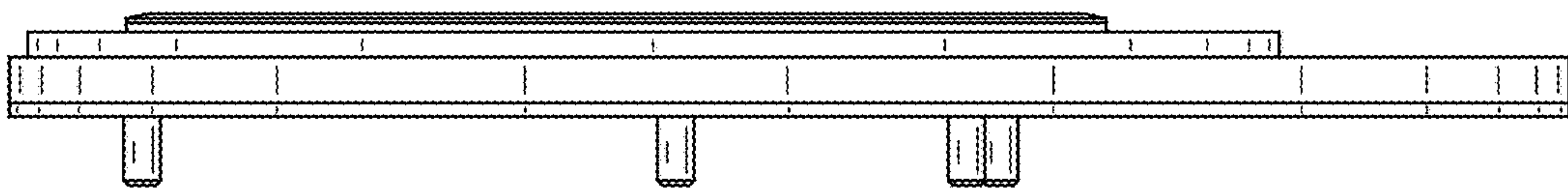


FIG. 8