



US00D778171S

(12) **United States Design Patent**  
**Pentland**

(10) **Patent No.:** **US D778,171 S**

(45) **Date of Patent:** **\*\* Feb. 7, 2017**

(54) **DISPENSING CARTRIDGE**

25/00;B65D 25/38; B65D 25/40; B05C  
17/0052; B05C 21/00; B65B 3/04

(71) Applicant: **Ingersoll Products Inc.**, Ingersoll (CA)

See application file for complete search history.

(72) Inventor: **Jamie Pentland**, London (CA)

(56) **References Cited**

(\*\*) Term: **15 Years**

U.S. PATENT DOCUMENTS

(21) Appl. No.: **29/530,612**

D237,807 S \* 11/1975 Russell ..... D27/188  
5,137,184 A \* 8/1992 Jackson ..... B05C 17/00506  
222/327

(22) Filed: **Jun. 18, 2015**

D471,797 S \* 3/2003 Gale ..... D9/724

(51) **LOC (10) Cl.** ..... **09-05**

D607,345 S \* 1/2010 Bleimeyer ..... D9/724

(52) **U.S. Cl.**

D621,720 S \* 8/2010 Py ..... D9/711

USPC ..... **D9/699**

D646,132 S \* 10/2011 Lian ..... D8/14.1

D726,553 S \* 4/2015 Koptis ..... D9/724

(58) **Field of Classification Search**

\* cited by examiner

USPC ..... D9/695-699, 702-714, 521, 571, 574,  
D9/516, 522, 541, 556-560, 723-729,  
D9/447, 442, 443, 453, 418-420, 499;  
D24/119; D4/114; 215/355, 380-381, 45,  
215/228; 222/212, 92, 95-96, 107, 215,  
222/531, 386, 536, 325-327, 394-397,  
222/385, 321.7, 321.6, 546, 105, 560, 82;  
220/669, DIG. 7; D28/91.1, 76-78, 82,  
D28/88, 7-9, 73, 89; 383/9-11, 84-86,  
383/89-90, 906, 210, 210.1; 206/802,  
206/525, 527, 421, 229, 385; 102/324,  
102/325, 326, 328, 332; 138/118.1, 121,  
138/136; 53/433, 449  
CPC ..... B65D 35/38; B65D 35/08; B65D 35/44;  
B65D 1/02; B65D 1/00; B65D  
47/00; B65D 47/36; B65D 47/10; B65D  
88/02; B65D 88/06; B65D 88/12; B65D

*Primary Examiner* — Abraham Bahta

(57) **CLAIM**

The ornamental design for a dispensing cartridge, as shown and described.

**DESCRIPTION**

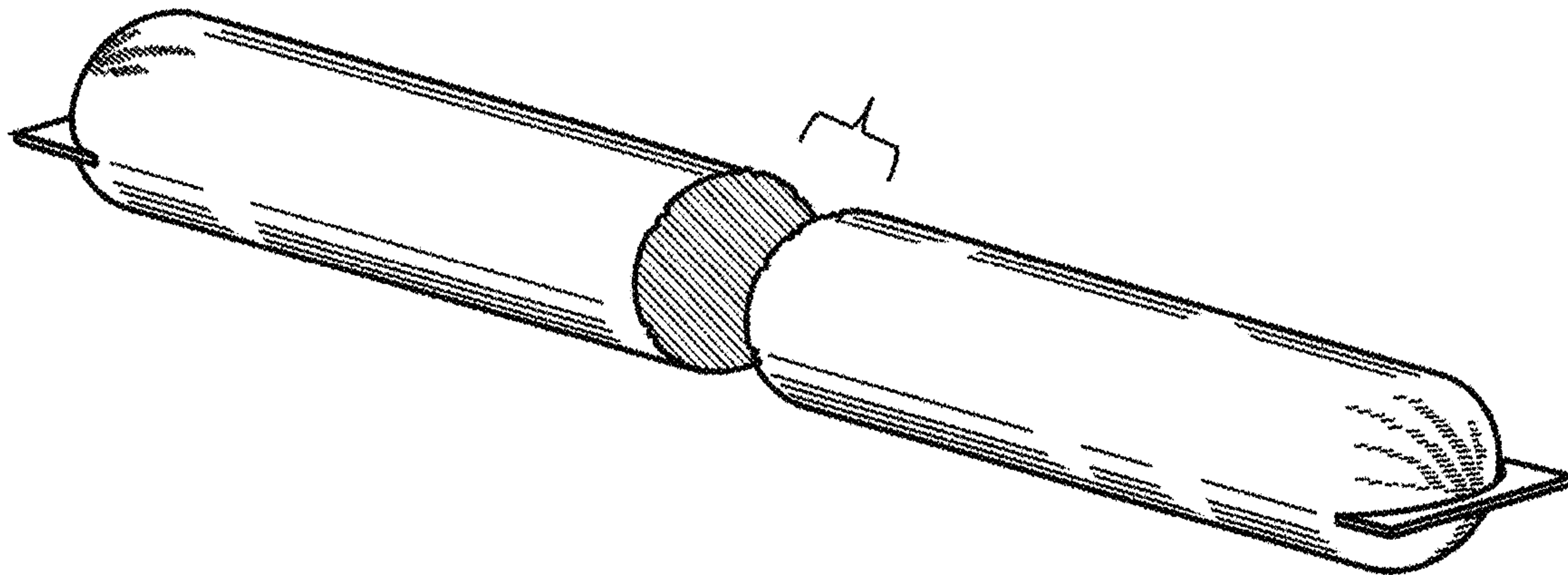
FIG. 1 is a top plan view of the dispensing cartridge showing my design;

FIG. 2 is a right side view thereof; and,

FIG. 3 is a left side perspective view thereof.

The broken away portions of the dispensing cartridge indicate no specific length.

**1 Claim, 3 Drawing Sheets**



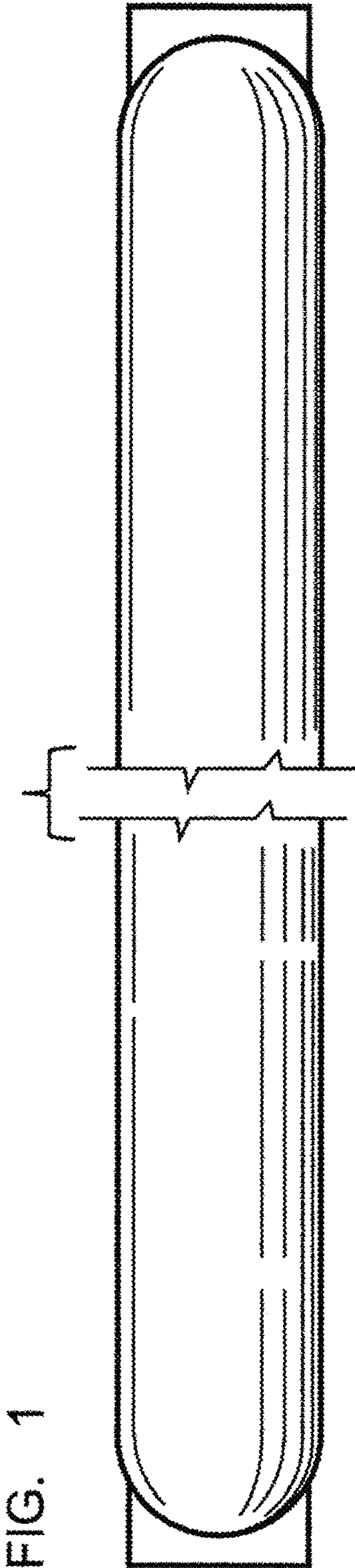


FIG. 1

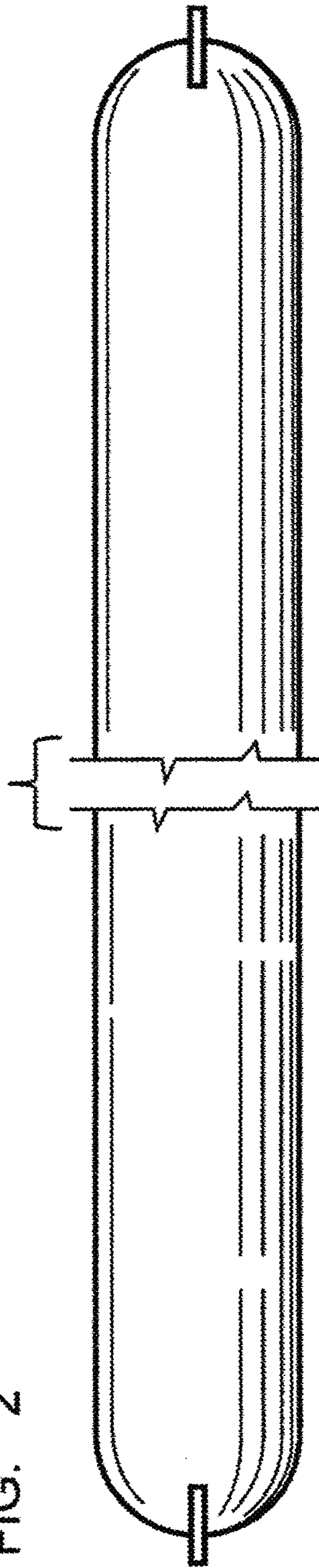


FIG. 2

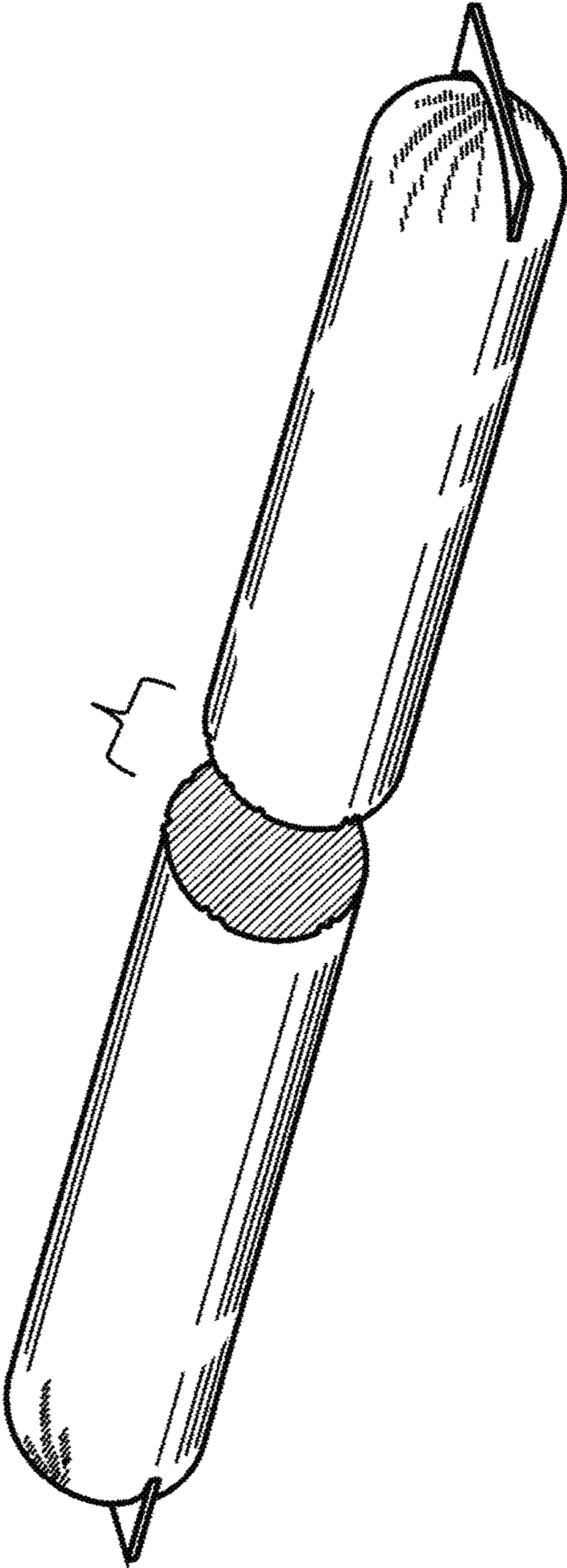


FIG. 3