



US00D778162S

(12) **United States Design Patent** (10) **Patent No.:** **US D778,162 S**
Aebi (45) **Date of Patent:** **** Feb. 7, 2017**

(54) **PERFUME BOTTLE**

(71) Applicant: **Bulgari S.p.A.**, Rome (IT)

(72) Inventor: **Aurel Aebi**, La Neuveville (CH)

(73) Assignee: **BULGARI S.P.A.**, Rome (IT)

(**) Term: **14 Years**

(21) Appl. No.: **29/522,188**

(22) Filed: **Mar. 27, 2015**

(30) **Foreign Application Priority Data**

Oct. 2, 2014 (WO) DM084555

(51) **LOC (10) Cl.** **09-01**

(52) **U.S. Cl.**
USPC **D9/521; D9/522; D9/529; D9/565;**
D9/569; D9/571; D9/435; D9/451

(58) **Field of Classification Search**
USPC **D9/434-435, 451, 516, 522-523, 529,**
D9/549, 562, 565, 569-571, 575, 682,
D9/686, 693, 715, 719
See application file for complete search history.

(56) **References Cited**

U.S. PATENT DOCUMENTS

- 2,625,292 A * 1/1953 Spender A45D 34/02
220/4.22 X
- D189,076 S * 10/1960 Altman D9/521 X
- D196,753 S * 10/1963 Koenigsberg D9/552 X
- D197,582 S * 2/1964 Campbell D9/552 X
- D214,019 S * 5/1969 Newman D9/521
- D279,077 S * 6/1985 Drummond, Jr. D9/529 X
- D332,572 S * 1/1993 Dinand D9/520
- D339,069 S * 9/1993 Mansau D9/439
- D345,500 S * 3/1994 Wacker D9/686

- D383,972 S * 9/1997 Weiss D9/521
- D415,686 S * 10/1999 Dunay D9/522 X
- D422,899 S * 4/2000 Kudo D9/529 X
- D449,978 S * 11/2001 Viellard D9/521
- D456,267 S * 4/2002 Borri D9/521
- D467,808 S * 12/2002 Hagemann D9/522 X
- D473,793 S * 4/2003 Paster D9/521
- D547,189 S * 7/2007 Legros D9/521
- D585,749 S * 2/2009 Snyder D9/521
- D600,124 S * 9/2009 Garcin D9/529 X
- D630,101 S * 1/2011 Lloyd D9/552
- D638,304 S * 5/2011 Aebi D9/521
- D651,903 S * 1/2012 Teller D9/529 X
- D653,954 S * 2/2012 Arad D9/435
- D660,162 S * 5/2012 Baron D9/521

(Continued)

Primary Examiner — Carol P Rademaker

(74) *Attorney, Agent, or Firm* — Stephen Kenny; Peter Sullivan; Foley Hoag LLP

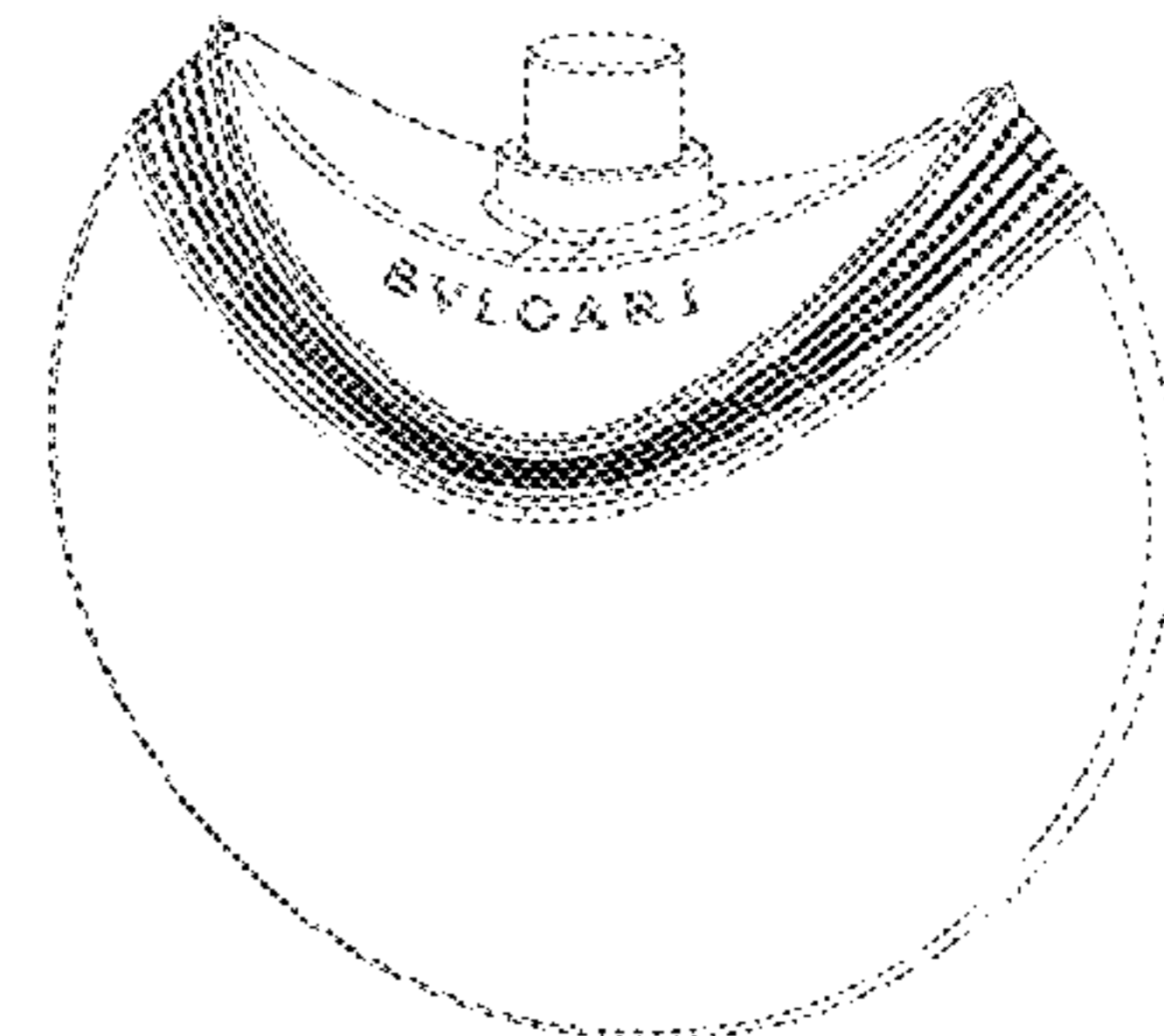
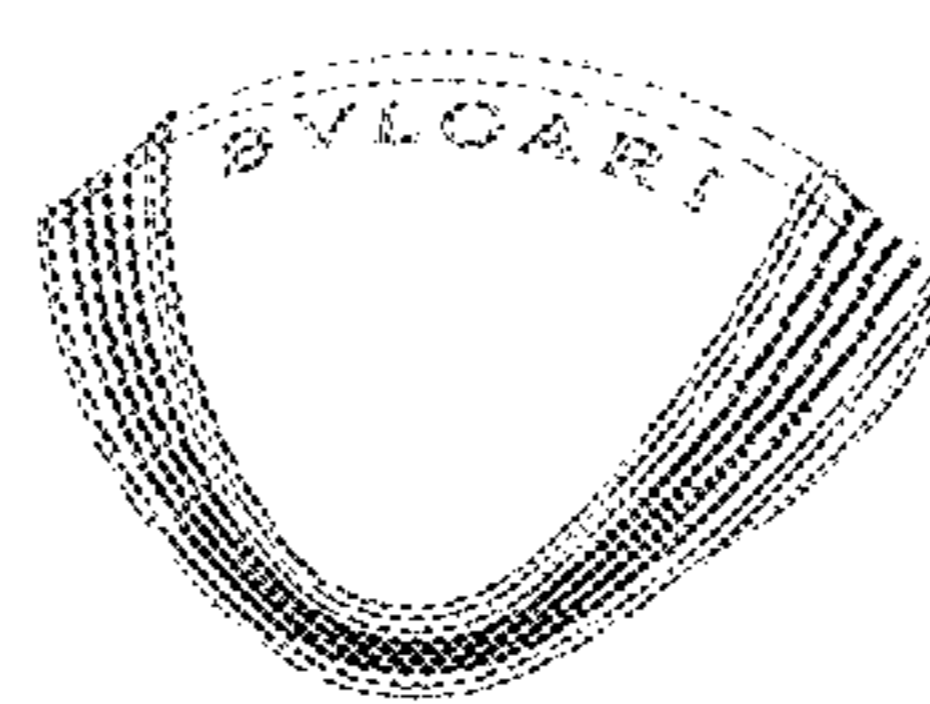
(57) **CLAIM**

The ornamental design for a perfume bottle, as shown and described.

DESCRIPTION

FIG. 1 is a front elevational view of the invention;
 FIG. 2 is a rear elevational view thereof;
 FIG. 3 is a top plan view thereof;
 FIG. 4 is a bottom plan view thereof;
 FIG. 5 is a right side elevational view thereof;
 FIG. 6 is a left side elevational view thereof;
 FIG. 7 is a top, front, and right side perspective view thereof;
 and,
 FIG. 8 is a top, front, and right side perspective view thereof,
 with the cap shown separately.
 The logo “BVLGARI” depicted in certain figures merely represents written matter surface ornamentation which does not form any part of the claimed design.

1 Claim, 8 Drawing Sheets



(56)

References Cited

U.S. PATENT DOCUMENTS

D694,587 S * 12/2013 Slocumb D9/571 X
D698,249 S * 1/2014 Nicolas D9/444
D742,234 S * 11/2015 Cripe D9/516

* cited by examiner

FIG. 1




FIG. 2

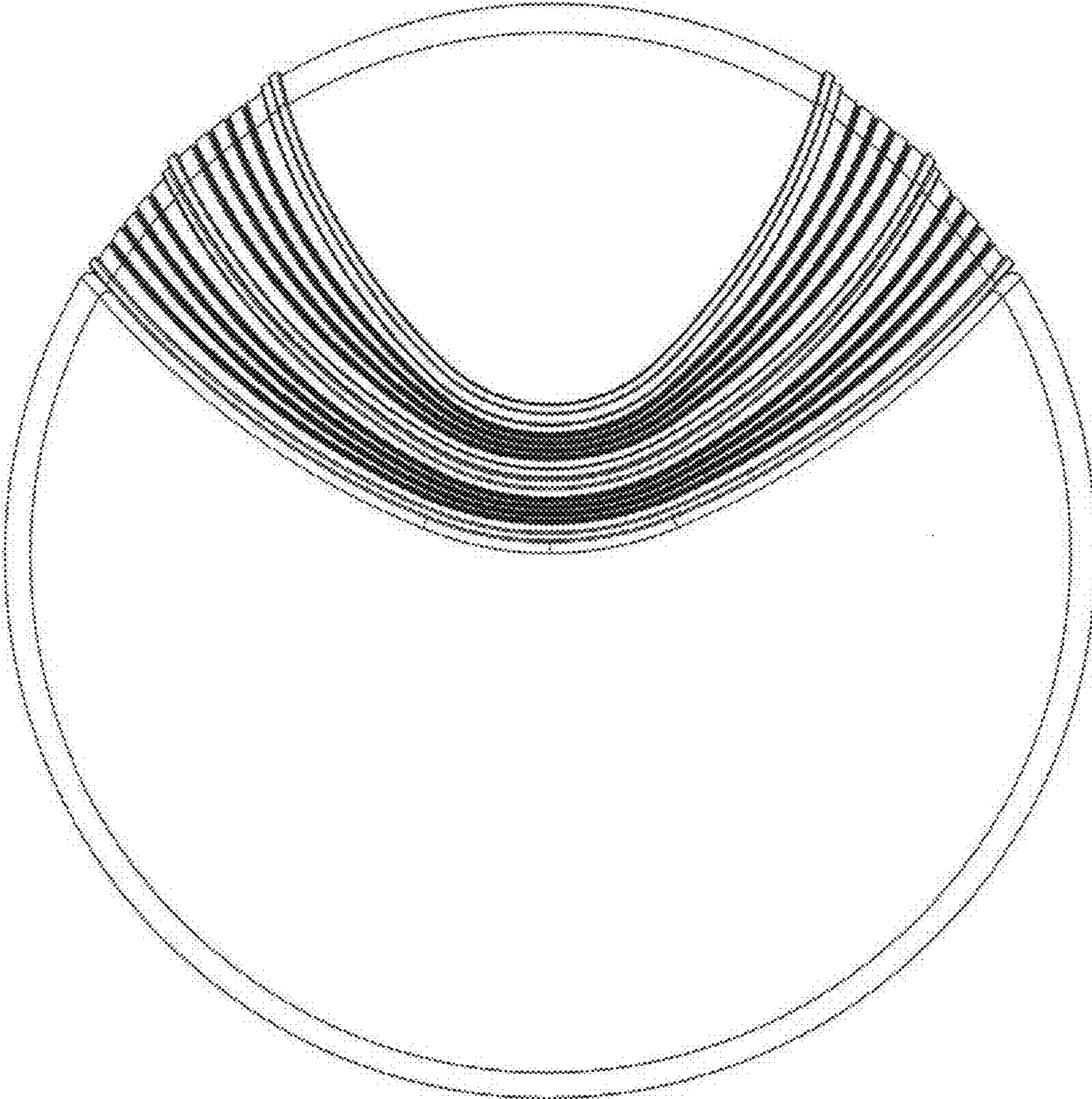


FIG.3




FIG.4

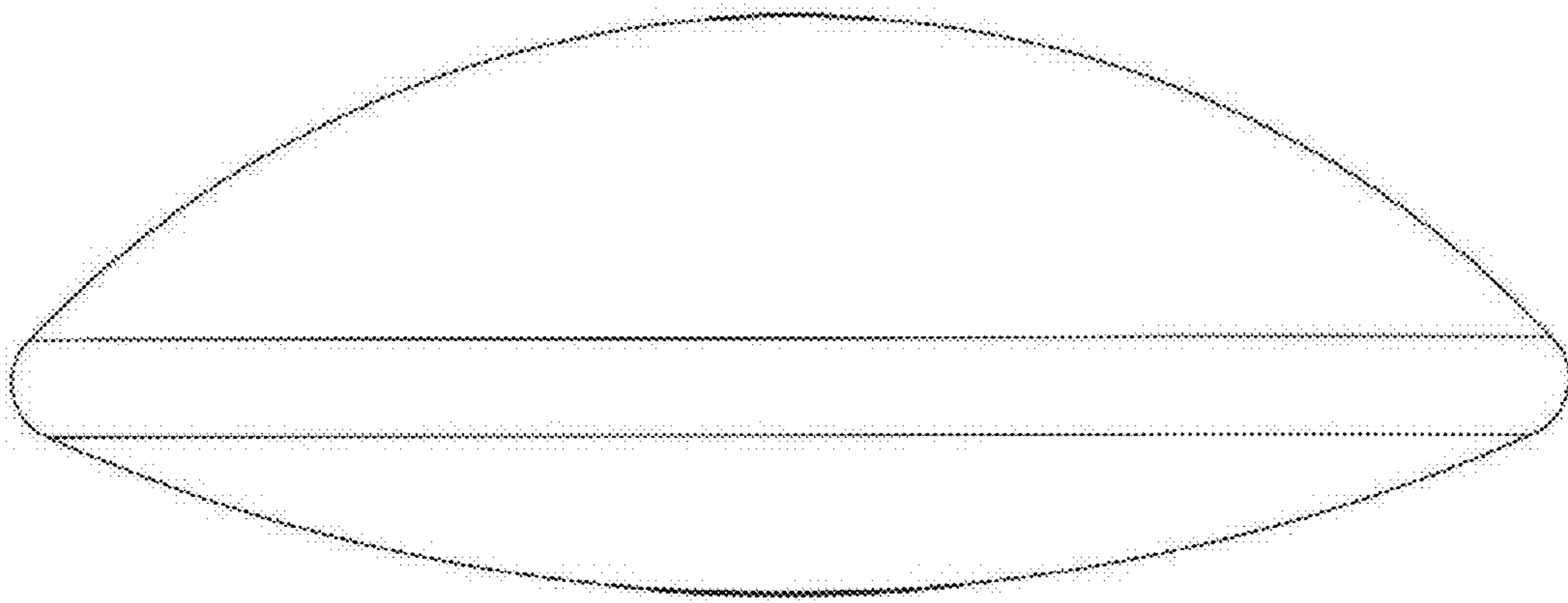


FIG.5

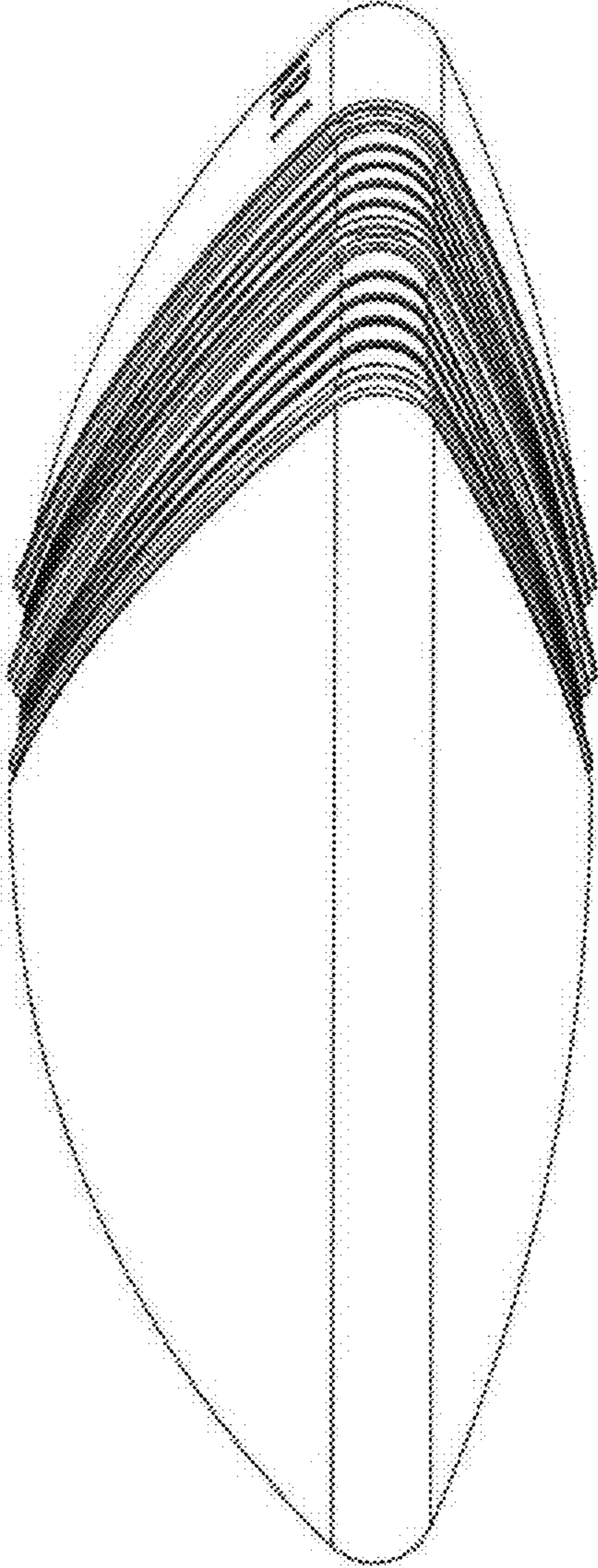


FIG.6

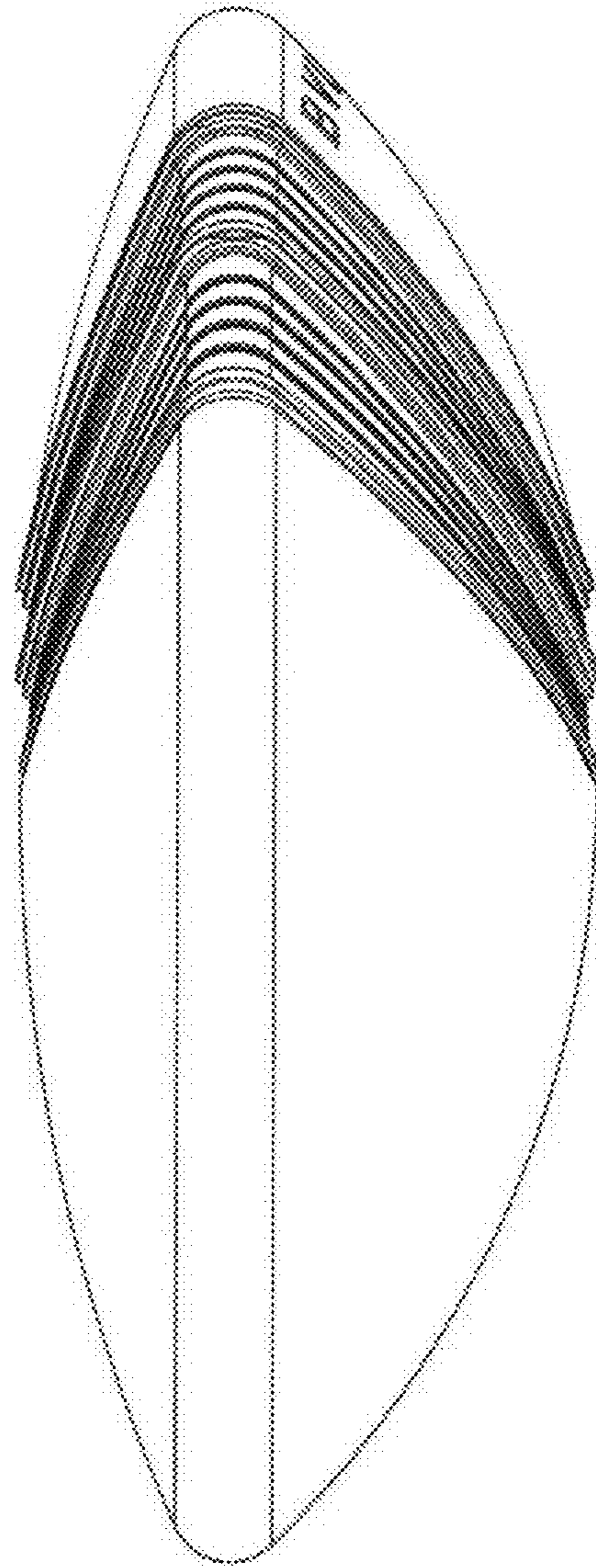


FIG.7




FIG. 8

