



US00D778154S

(12) **United States Design Patent** (10) **Patent No.:** **US D778,154 S**
Strachan (45) **Date of Patent:** **** Feb. 7, 2017**

(54) **FOOD TRAY**
(71) Applicant: **First Quality Packaging Solutions, LLC**, Great Neck, NY (US)
(72) Inventor: **Mark Strachan**, Jupiter, FL (US)
(73) Assignee: **First Quality Packaging Solutions, LLC**, Great Neck, NY (US)
(**) Term: **15 Years**
(21) Appl. No.: **29/544,710**
(22) Filed: **Nov. 5, 2015**
(51) **LOC (10) Cl.** **09-03**
(52) **U.S. Cl.**
USPC **D9/432; D7/554.3**
(58) **Field of Classification Search**
USPC D9/430, 432, 433, 431, 756, 426, 725, D9/425, 242, 761; D7/543, 545, 602, D7/552.2, 538, 553.1, 553.2, 555, 541, D7/554.3; 229/112
CPC B65D 1/00; B65D 5/4291; B65D 5/38; B65D 1/225; B65D 5/002; A47F 5/11
See application file for complete search history.

D504,283 S * 4/2005 Armer D7/545
D530,625 S 10/2006 Darin
D553,490 S * 10/2007 Yang D9/425
D562,154 S * 2/2008 Pelletier D9/425
D570,681 S * 6/2008 Hussain D9/425
D595,155 S 6/2009 Larson
D596,903 S 7/2009 Willis et al.
D608,153 S 1/2010 Furlong
7,685,677 B2 3/2010 Garg et al.
D633,341 S 3/2011 Smyers
D634,971 S * 3/2011 Petlak D7/354
D643,710 S 8/2011 Samartgis
D643,712 S 8/2011 Samartgis
D645,708 S 9/2011 Stamper et al.
D659,902 S 5/2012 Mehdizadeh
D666,058 S 8/2012 Liang et al.
D675,919 S 2/2013 Krueger
D678,051 S 3/2013 Krueger et al.
D679,585 S 4/2013 Krueger
D679,587 S 4/2013 Krueger et al.
D691,901 S 10/2013 Epstein
D693,178 S 11/2013 Wilson
D693,179 S 11/2013 Vujea

(Continued)

Primary Examiner — Cynthia Underwood
(74) *Attorney, Agent, or Firm* — Amster, Rothstein & Ebenstein, LLP

(57) **CLAIM**

The ornamental design for a food tray, as shown and described.

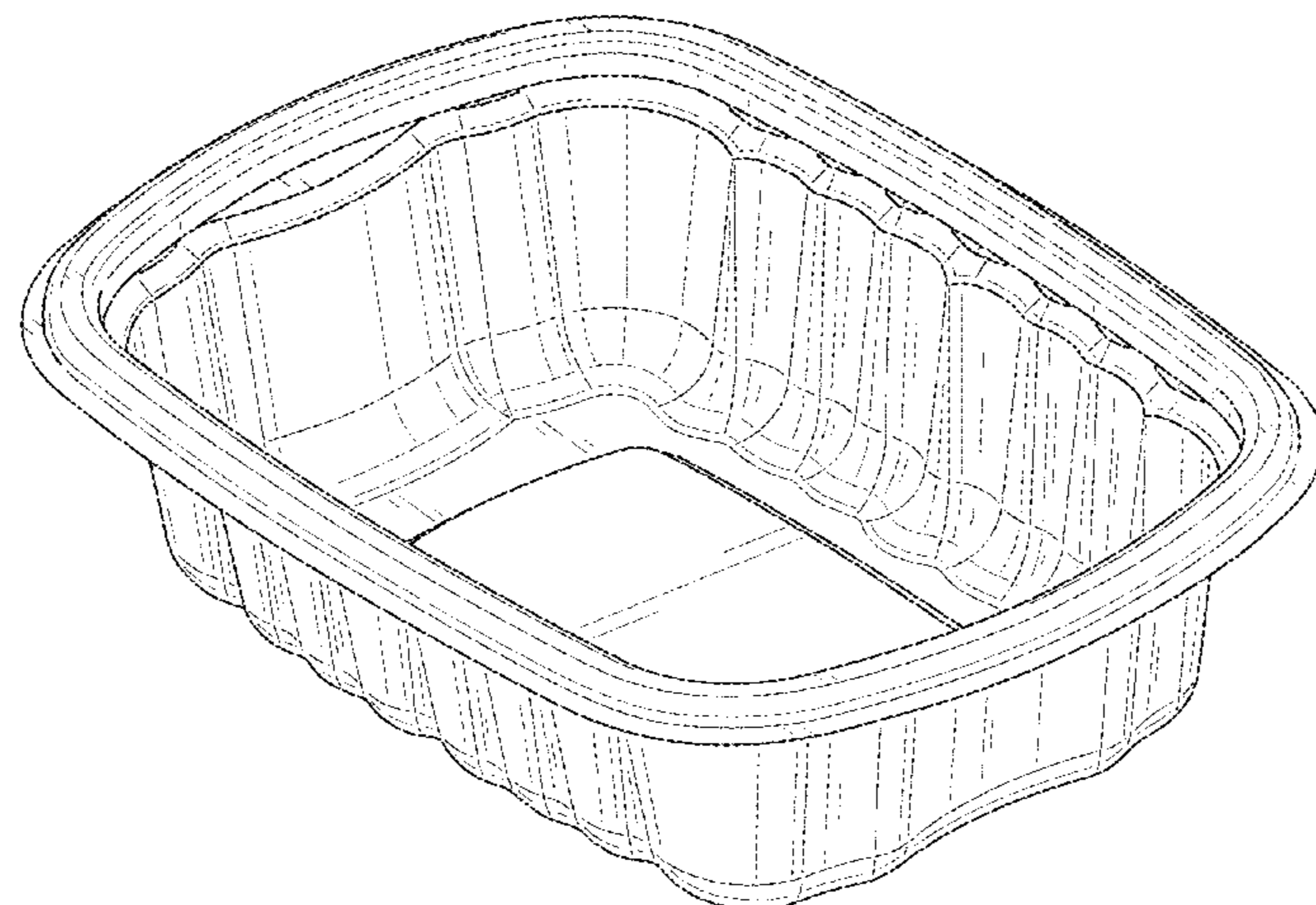
DESCRIPTION

FIG. 1 is a perspective view of a new design for a food tray; FIG. 2 is a front view thereof, the back view being identical to the front view; FIG. 3 is a right side view thereof, the left side view being identical to the right side view; FIG. 4 is a top plan view thereof; and, FIG. 5 is a bottom plan view thereof.

1 Claim, 5 Drawing Sheets

(56) **References Cited**
U.S. PATENT DOCUMENTS

D232,302 S 8/1974 Lazure
D235,498 S 6/1975 Day
D284,727 S 7/1986 Gerber
D363,192 S 10/1995 Reeves et al.
D372,170 S 7/1996 Ahern, Jr.
D392,881 S * 3/1998 Bulcher D7/602
D448,130 S 9/2001 Wagner
6,293,458 B1 * 9/2001 Sarnoff A47J 36/022
220/573.1
D461,123 S * 8/2002 Hayes D9/425
D485,755 S * 1/2004 Isler D9/425
D502,045 S * 2/2005 Isler D7/354



(56)

References Cited

U.S. PATENT DOCUMENTS

D693,180 S	11/2013	Peterson et al.	
D694,103 S *	11/2013	Durdon	D9/425
D696,938 S	1/2014	BeVier	
8,701,923 B2 *	4/2014	Anhalt	B65D 1/22 206/557
D736,616 S	8/2015	Suen et al.	
D741,166 S	10/2015	Tyberghein	
D749,412 S	2/2016	Hu	
D750,973 S	3/2016	McSweeney et al.	
D756,769 S	5/2016	Tuchrelo	
2010/0183775 A1	7/2010	Cudnohoske	

* cited by examiner

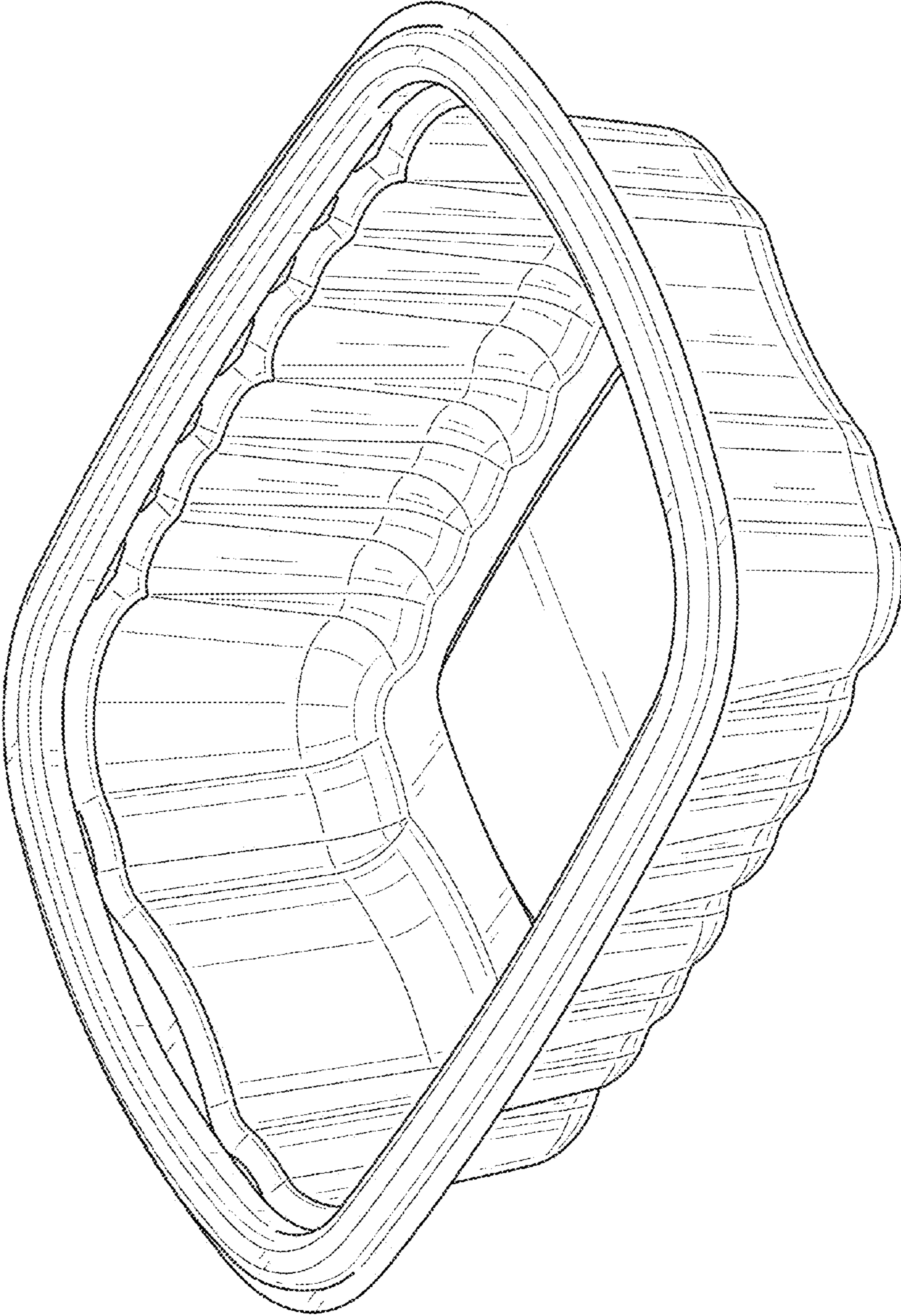


FIG. 1

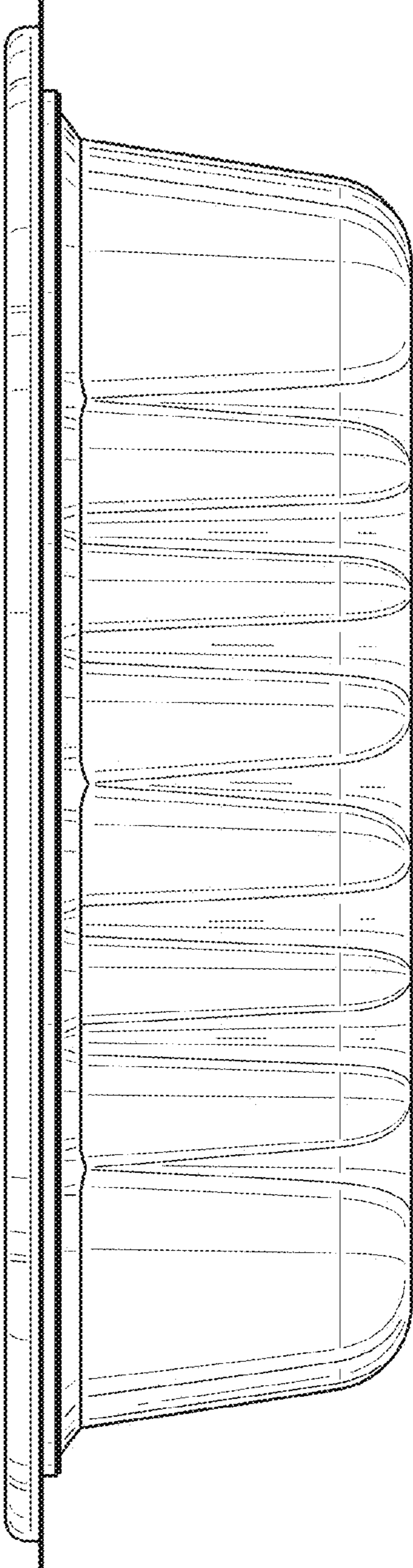


FIG. 2

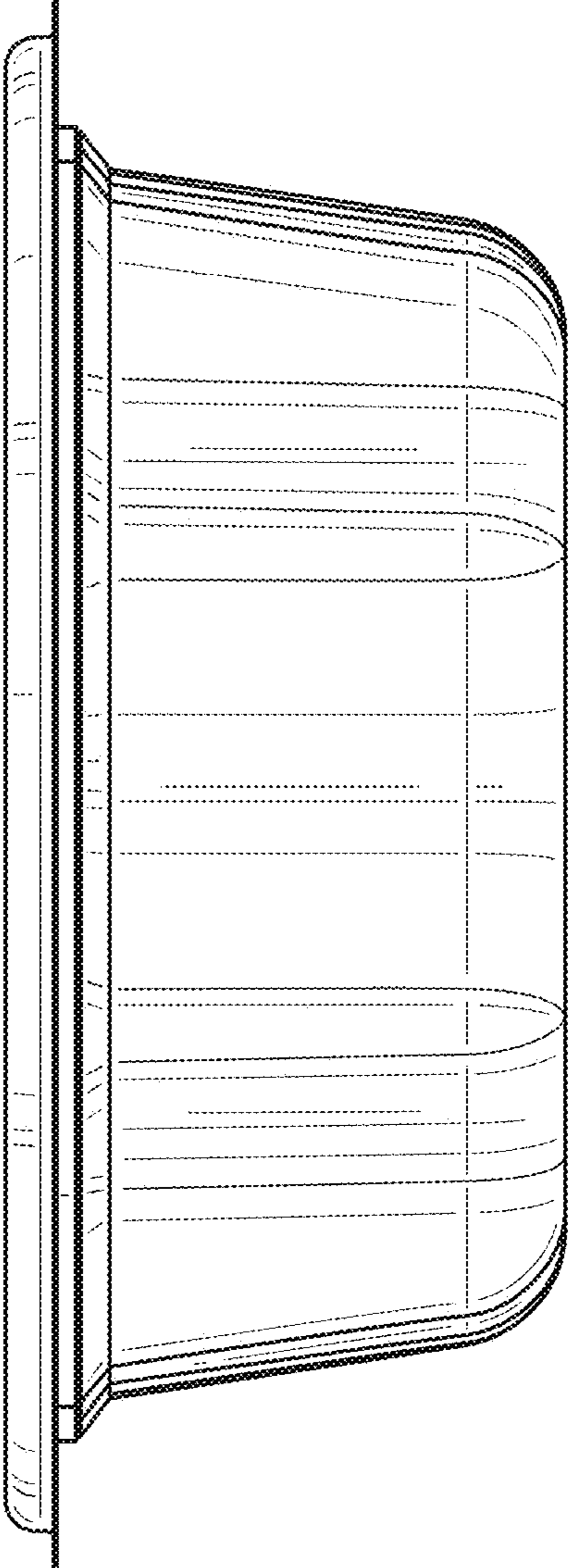


FIG. 3

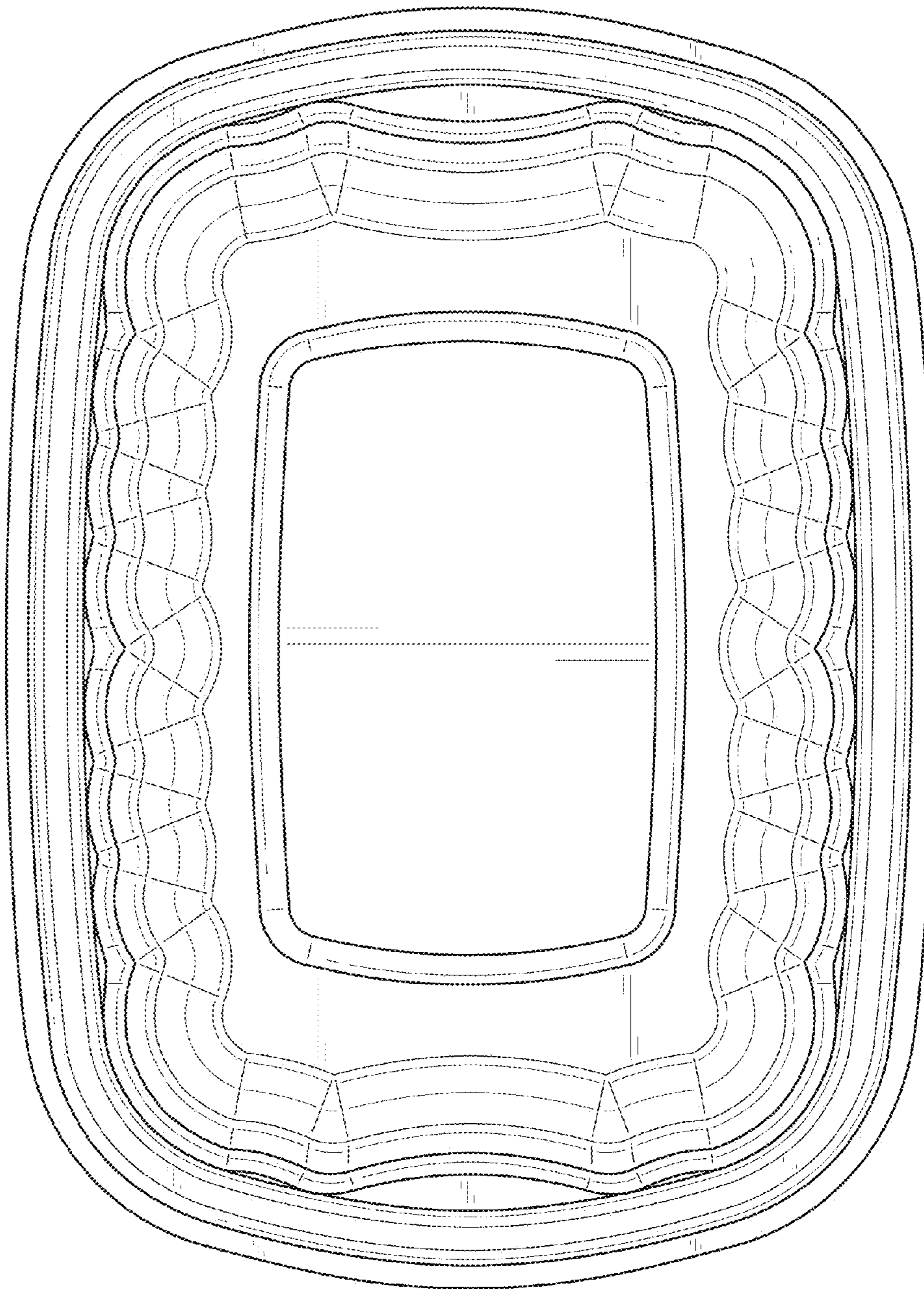


FIG. 4

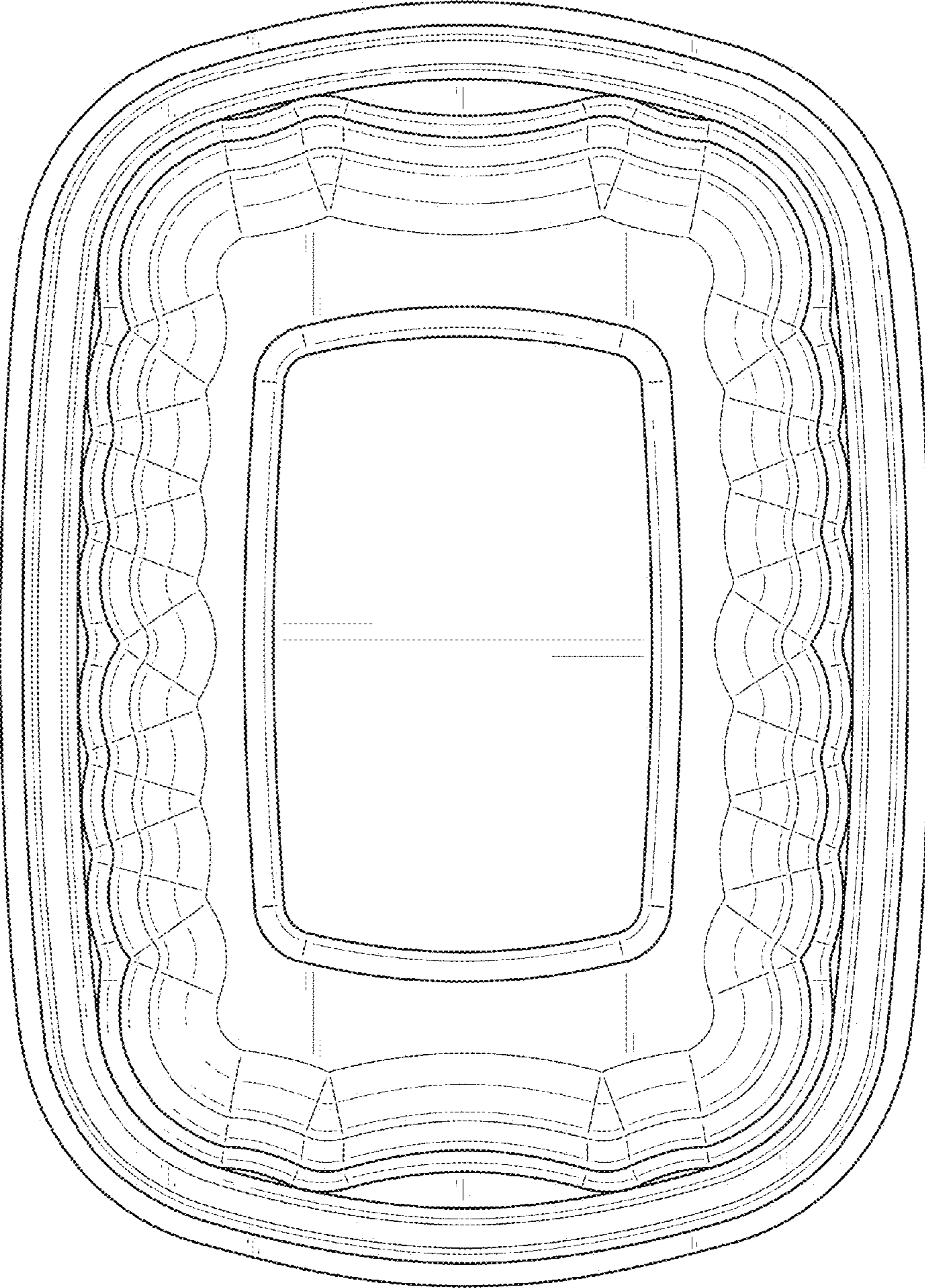


FIG. 5