



US00D778137S

(12) **United States Design Patent** (10) **Patent No.:** **US D778,137 S**  
**Tao** (45) **Date of Patent:** **\*\* Feb. 7, 2017**

(54) **TOOL BIT**  
(71) Applicant: **Hsiu-Feng Tao**, Taichung (TW)  
(72) Inventor: **Hsiu-Feng Tao**, Taichung (TW)  
(\*\*) Term: **15 Years**  
(21) Appl. No.: **29/550,014**  
(22) Filed: **Dec. 29, 2015**  
(51) **LOC (10) Cl.** ..... **08-04**  
(52) **U.S. Cl.**  
USPC ..... **D8/86**  
(58) **Field of Classification Search**  
USPC .... D8/16, 18, 19, 70, 82-87, 105; D15/139;  
81/53.1-53.2, 125, 177.1-177.7, 436,  
81/438-439, 451, 460-461  
CPC ..... B25B 15/005; B25B 15/008; B25B 15/02;  
B25G 1/085; F16B 23/0053; G02C  
13/001  
See application file for complete search history.

D668,697 S \* 10/2012 Hsu ..... D15/139  
D714,122 S \* 9/2014 Lin ..... D8/86  
D754,513 S \* 4/2016 Burch ..... D8/86  
2005/0166724 A1\* 8/2005 Castaneda ..... B25B 15/008  
81/436  
2005/0172761 A1\* 8/2005 Brooks ..... B25B 15/008  
81/439  
2010/0192736 A1\* 8/2010 Burch ..... B25B 15/005  
81/438  
2011/0252925 A1\* 10/2011 Whitehead ..... B25B 15/005  
81/53.2

\* cited by examiner  
*Primary Examiner* — Philip S Hyder  
*Assistant Examiner* — Roselynn Cody  
(74) *Attorney, Agent, or Firm* — Guice Patents PLLC

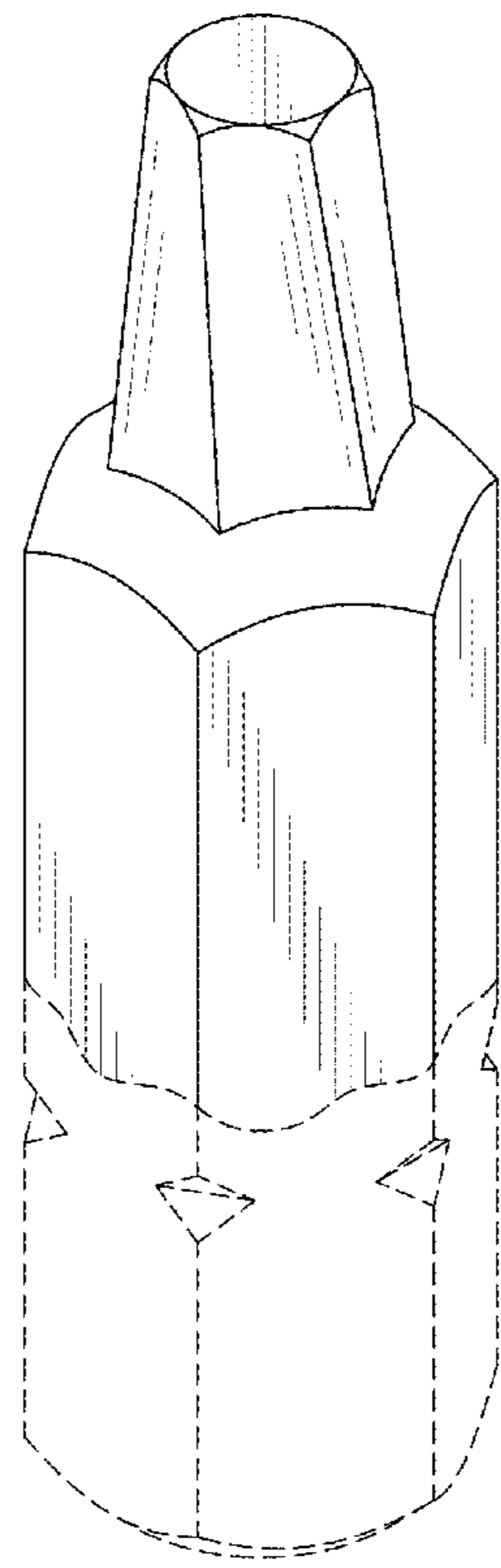
(57) **CLAIM**  
The ornamental design for a tool bit, as shown and described.

**DESCRIPTION**

FIG. 1 is a front perspective view of a tool bit showing my new design;  
FIG. 2 is a front elevational view thereof;  
FIG. 3 is a rear elevational view thereof;  
FIG. 4 is a left side view thereof;  
FIG. 5 is a right side view thereof;  
FIG. 6 is a top plan view thereof; and,  
FIG. 7 is a bottom plan view thereof.  
The broken lines in the drawings depict portions of the tool bit that form no part of the claim.

(56) **References Cited**  
U.S. PATENT DOCUMENTS  
4,970,922 A \* 11/1990 Krivec ..... B25B 15/005  
81/451  
D431,768 S \* 10/2000 Feik ..... D8/70  
D513,162 S \* 12/2005 Schluter ..... D8/86  
D528,395 S \* 9/2006 Schluter ..... D8/86  
D546,157 S \* 7/2007 Schluter ..... D8/86  
D546,655 S \* 7/2007 Schluter ..... D8/86

**1 Claim, 6 Drawing Sheets**



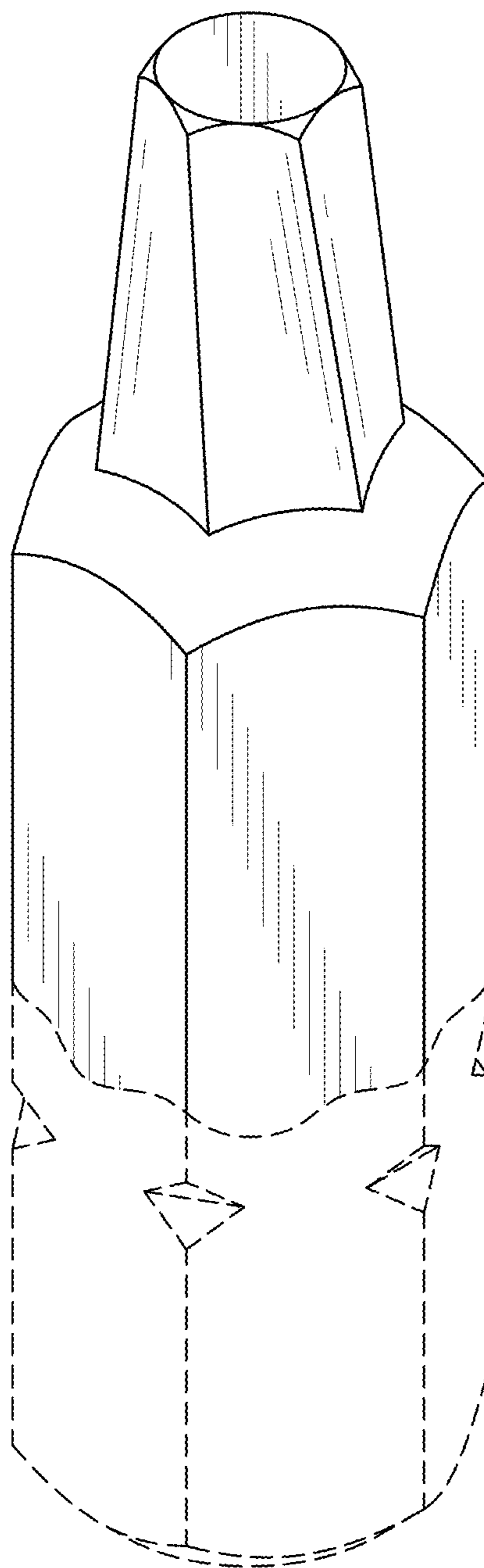


FIG.1

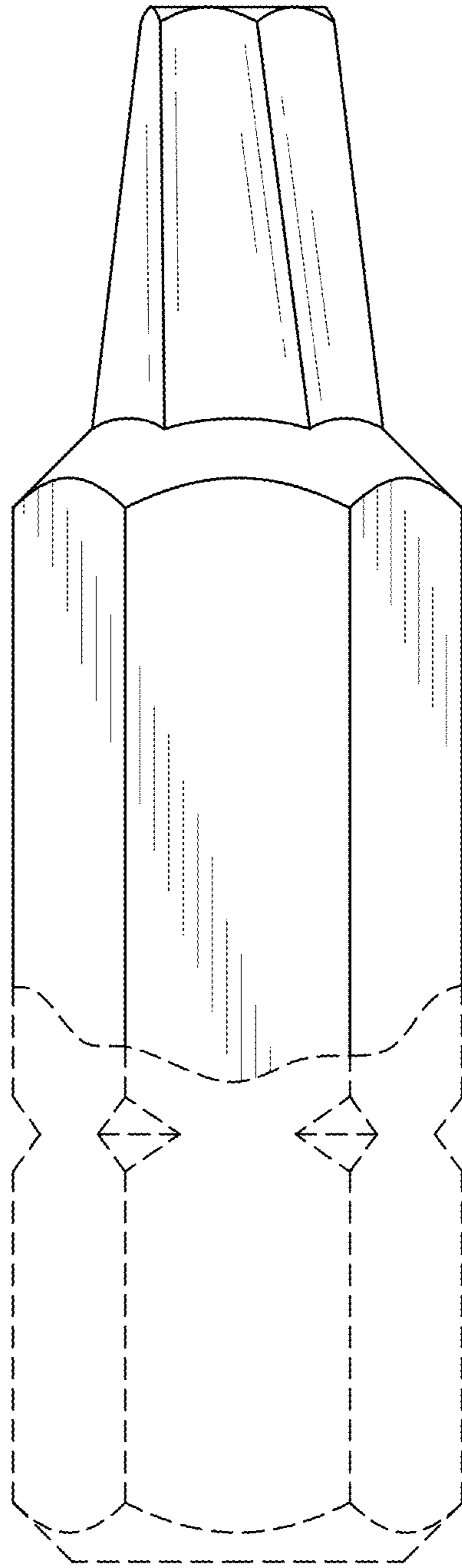


FIG.2

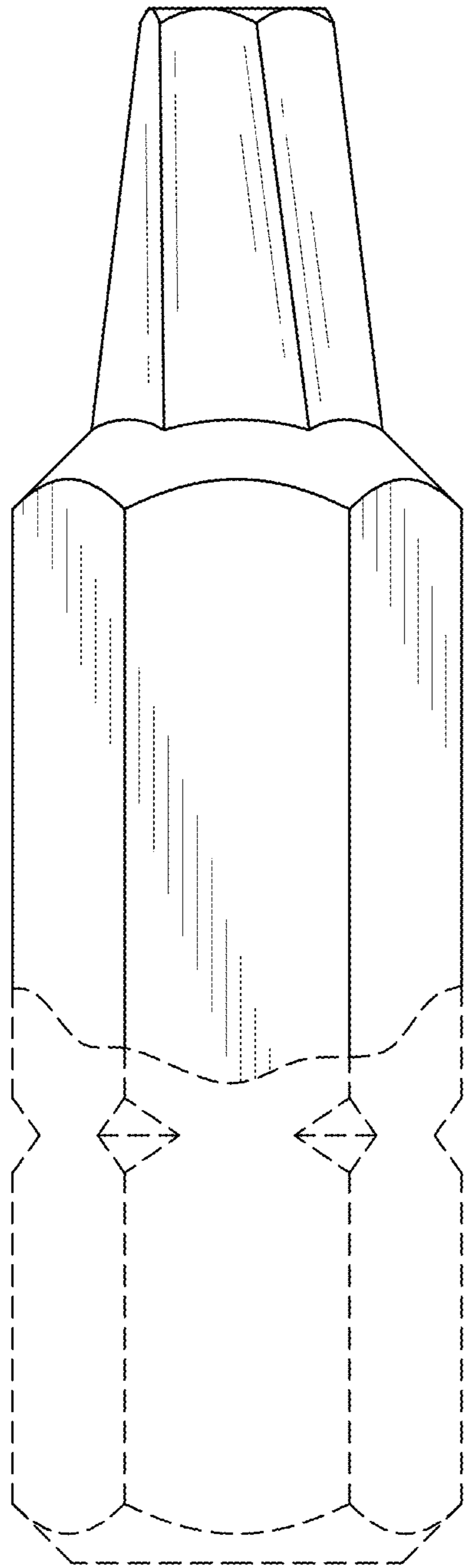


FIG.3




FIG.4




FIG.5

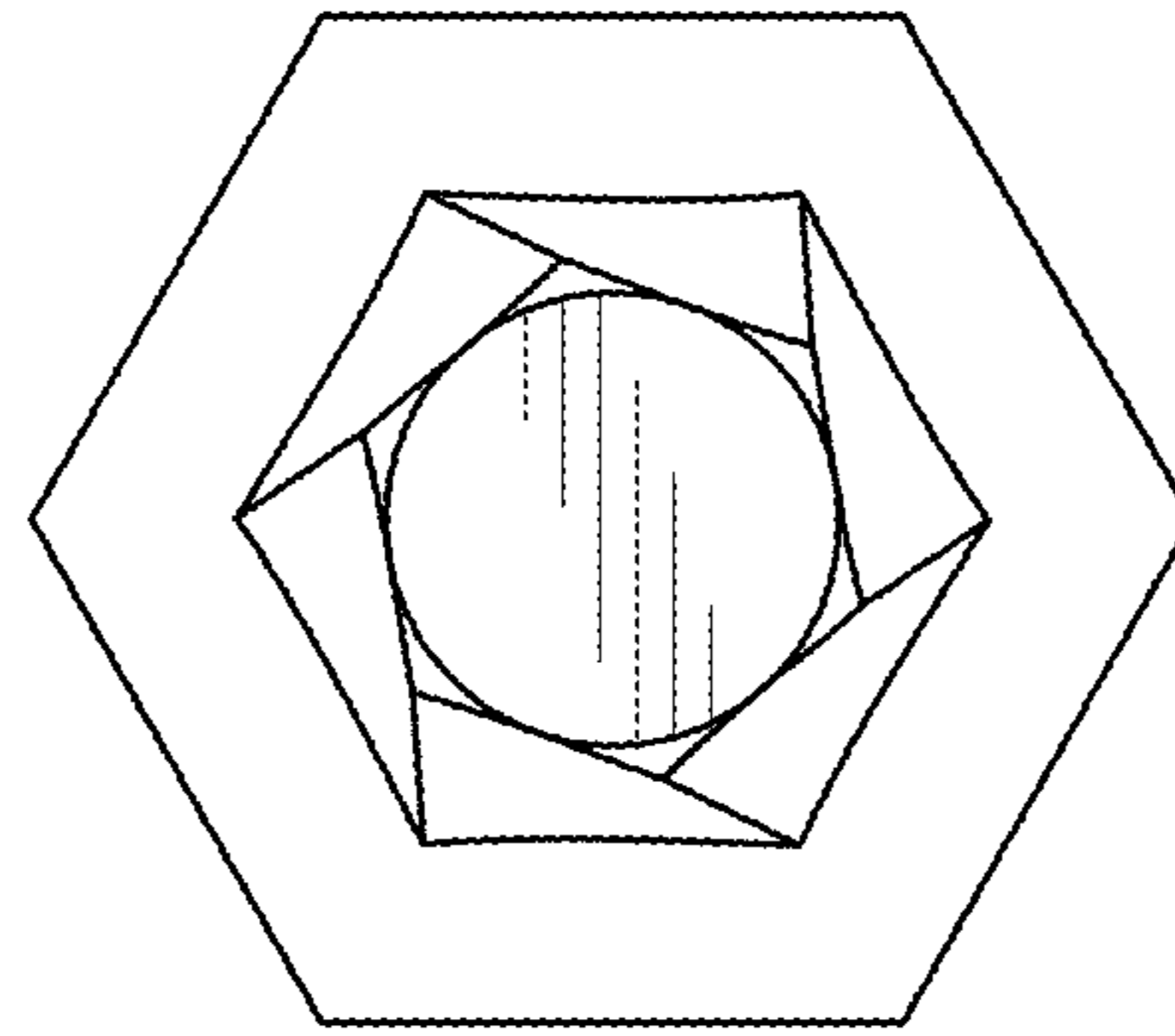


FIG. 6

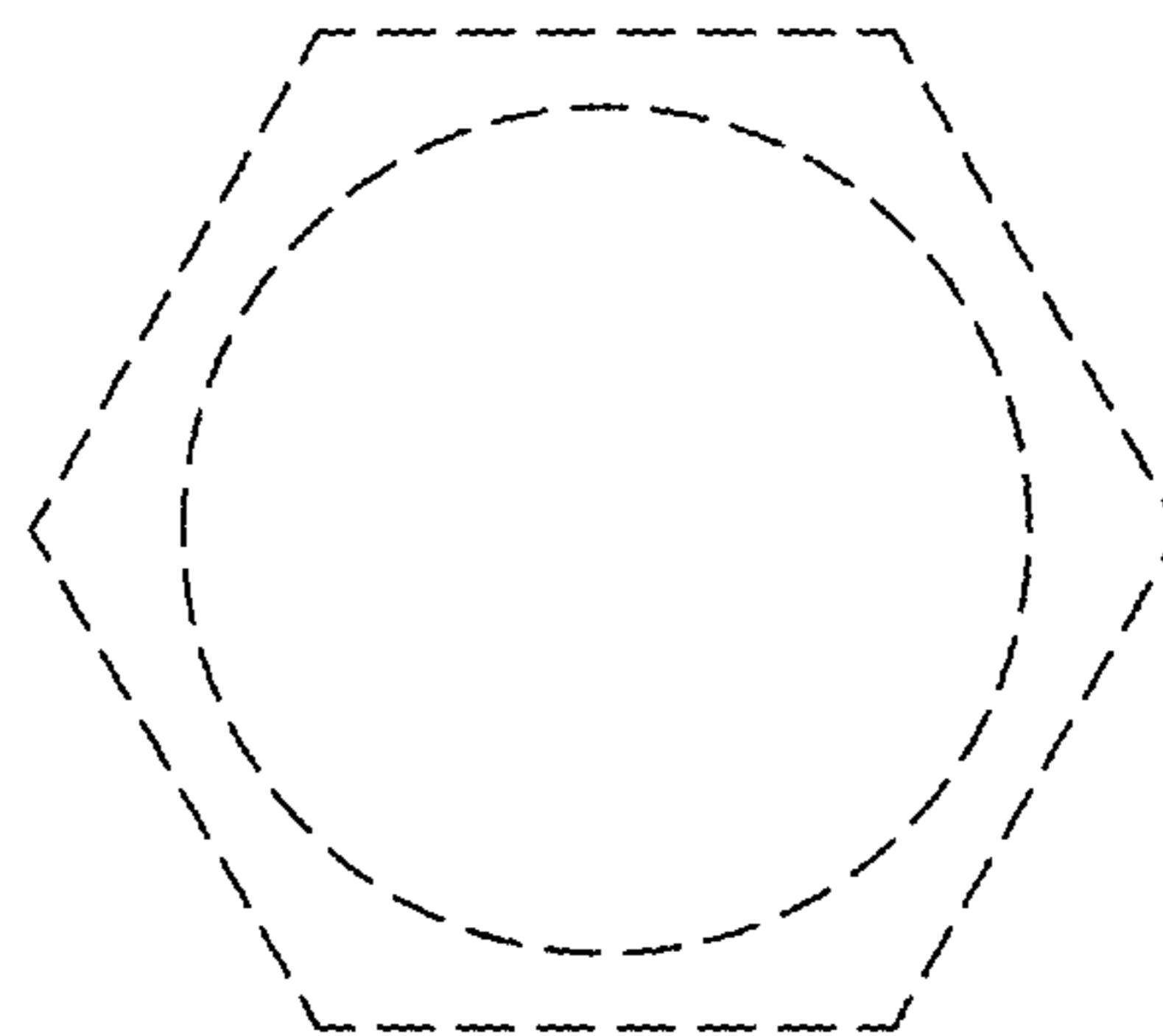


FIG. 7