



US00D778124S

(12) **United States Design Patent** (10) **Patent No.:** **US D778,124 S**
Mou (45) **Date of Patent:** **** Feb. 7, 2017**

(54) **STACKABLE DISPOSABLE SOUP SPOON**

(71) Applicant: **Lee Ching Mou**, Taikoo Shing (HK)

(72) Inventor: **Lee Ching Mou**, Taikoo Shing (HK)

(73) Assignee: **SAMKO, Limited**, Hong Kong (HK)

(**) Term: **15 Years**

(21) Appl. No.: **29/566,111**

(22) Filed: **May 26, 2016**

(51) **LOC (10) Cl.** **07-03**

(52) **U.S. Cl.**
USPC **D7/653**; D7/401.2; D7/645

(58) **Field of Classification Search**
USPC D7/368, 401.2, 642-645, 653-664, 669,
D7/675-677, 683, 688-689, 691; D8/107,
D8/300-301; D10/46.3; D22/117-118
CPC A01D 9/02; A01D 9/04; A01D 9/06;
A47G 21/00; A47G 21/004; A47G
21/005; A47G 21/02; A47G
21/023; A47G 21/04; A47G 21/06; A47G
21/08; A47J 43/28; A47J 43/281; A47J
43/282; A61F 13/10; A61J 7/0023; B25G
1/00; B25G 1/01; B25G 1/02; B25G
3/00; B65D 71/00; B65D 75/56; B65D
75/563; B65D 75/566; B67B 7/00; B67B
7/724; B67B 7/73

See application file for complete search history.

(56) **References Cited**

U.S. PATENT DOCUMENTS

D193,734 S * 10/1962 Jainecker D7/653
D235,242 S * 6/1975 Dart et al. D7/653

D236,420 S * 8/1975 Dart et al. D7/653
5,904,250 A * 5/1999 De Schutter B65D 71/00
206/553
D411,418 S * 6/1999 Shane-Schuldt D7/653
D490,661 S * 6/2004 Shane-Schuldt D7/653
D530,573 S * 10/2006 Wagner D7/653
D531,860 S * 11/2006 Lee D7/653
D584,968 S * 1/2009 Mantilla D10/46.3
D594,714 S * 6/2009 Junko D7/653
D756,171 S * 5/2016 Mou D7/653
D756,172 S * 5/2016 Mou D7/653
2011/0296693 A1 * 12/2011 Oakes A47G 21/06
30/142

* cited by examiner

Primary Examiner — Ricky Pham

(74) *Attorney, Agent, or Firm* — Steins & Associates, P.C.


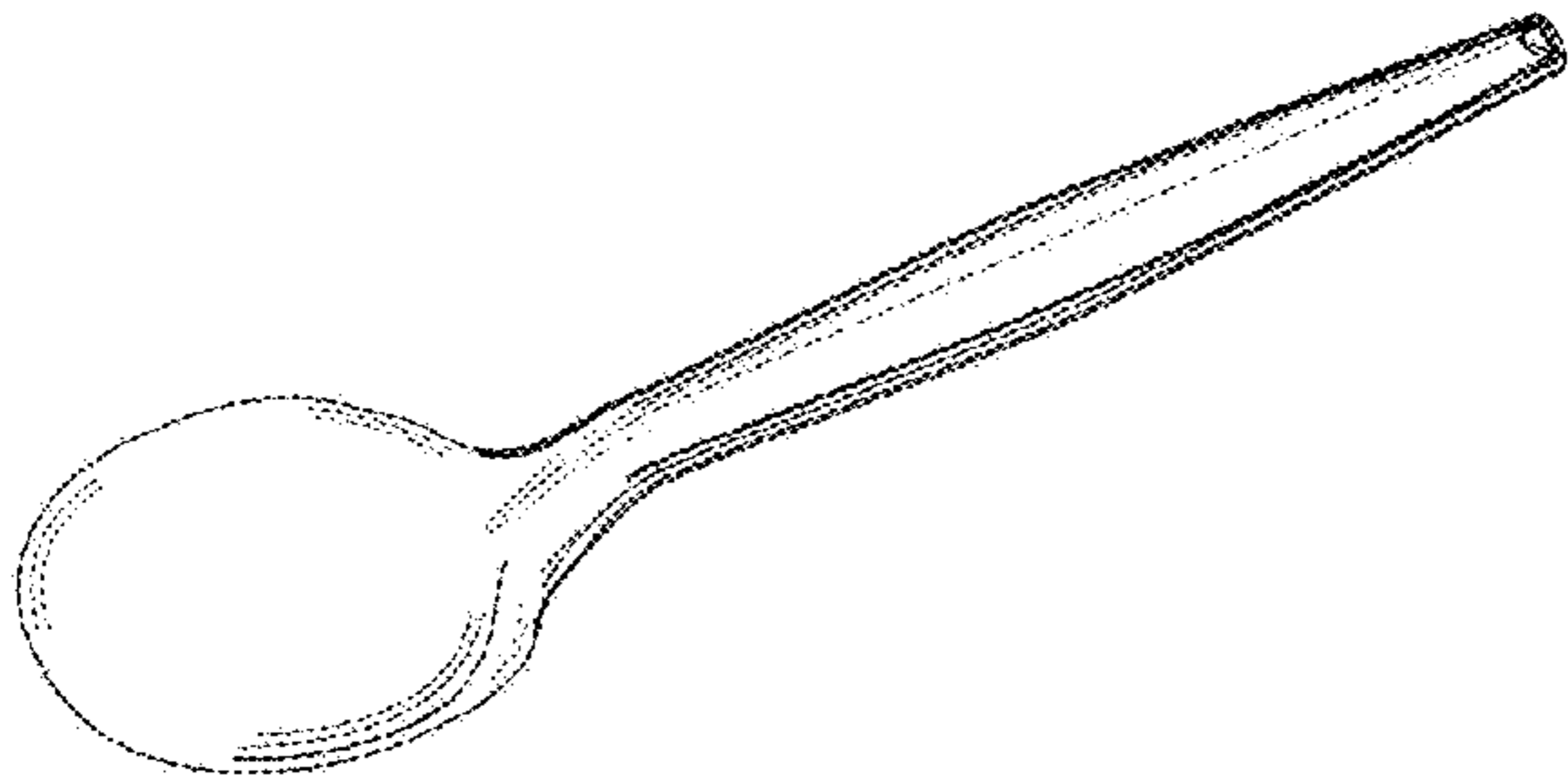
(57) **CLAIM**

The ornamental design for a stackable disposable soup spoon, as shown and described.

DESCRIPTION

FIG. 1 is a perspective view of the stackable disposable soup spoon;
FIG. 2 is a top view thereof;
FIG. 3 is a bottom view thereof;
FIG. 4 is a front view thereof;
FIG. 5 is a back view thereof;
FIG. 6 is a side view thereof, the opposite side view being a mirror image; and,
FIG. 7 is a perspective view of a plurality of the soup spoons arranged in a stack.

1 Claim, 6 Drawing Sheets



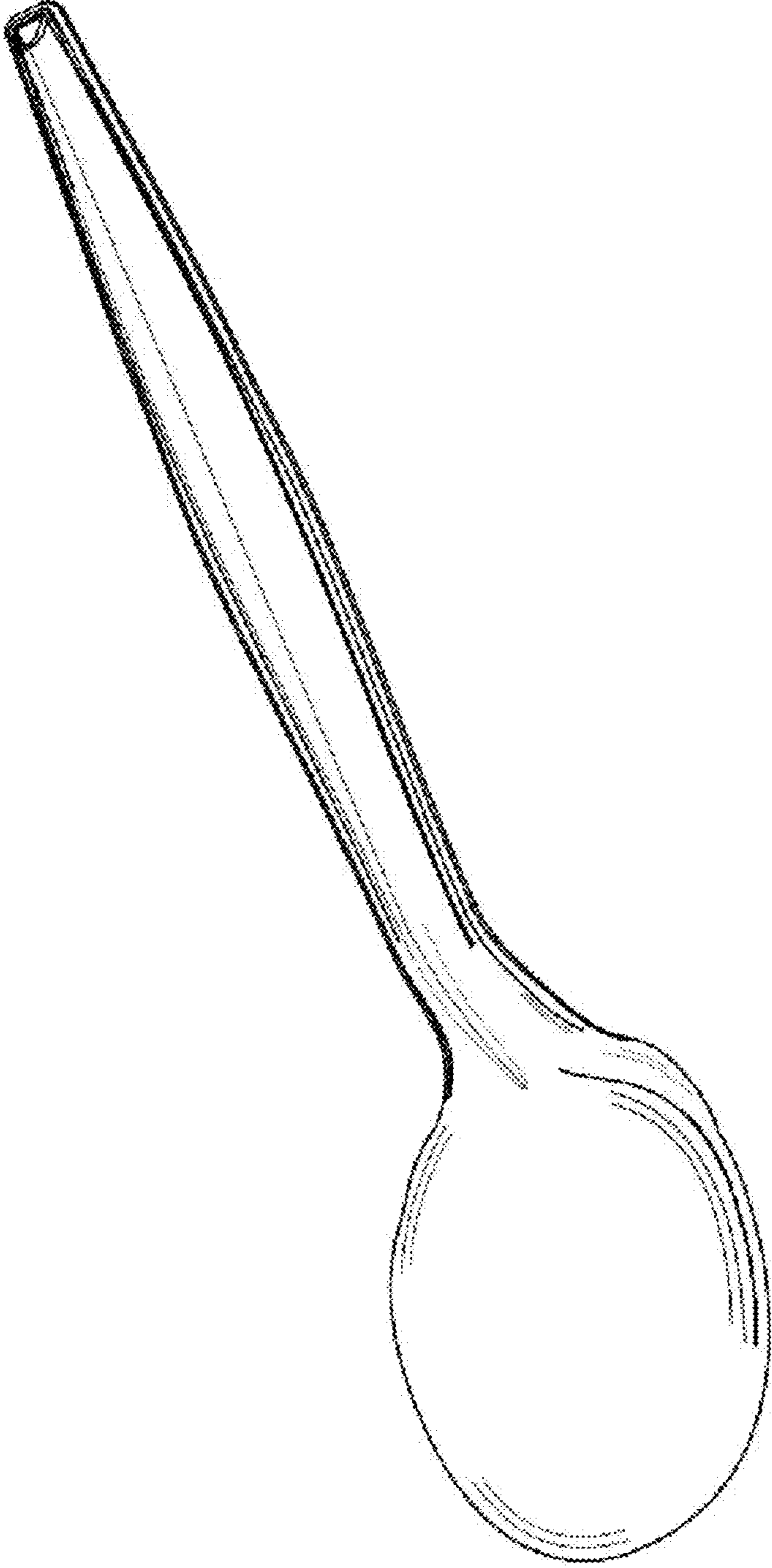


FIG. 1

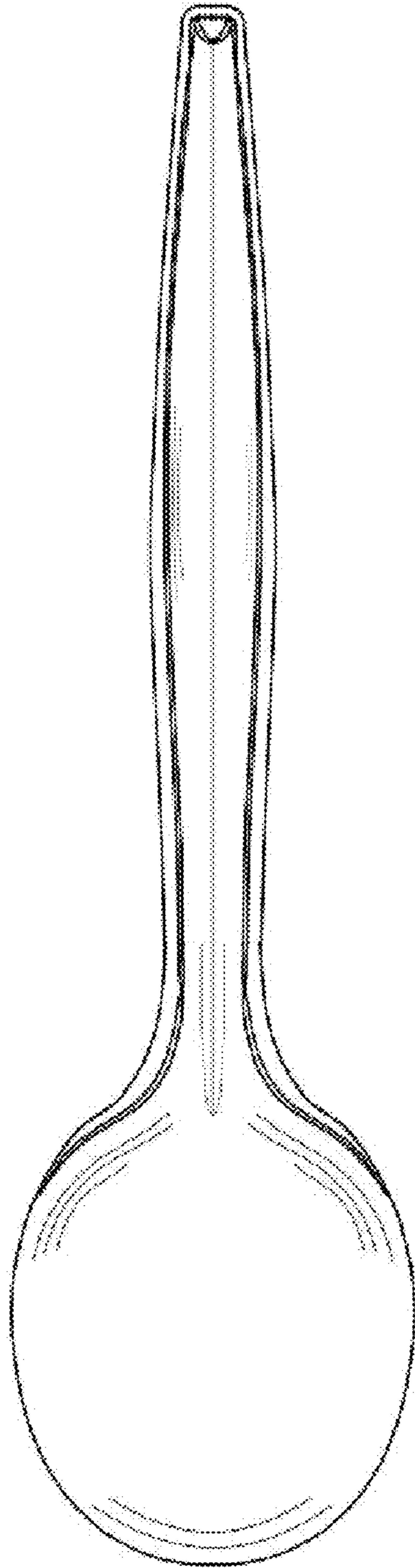


FIG. 2

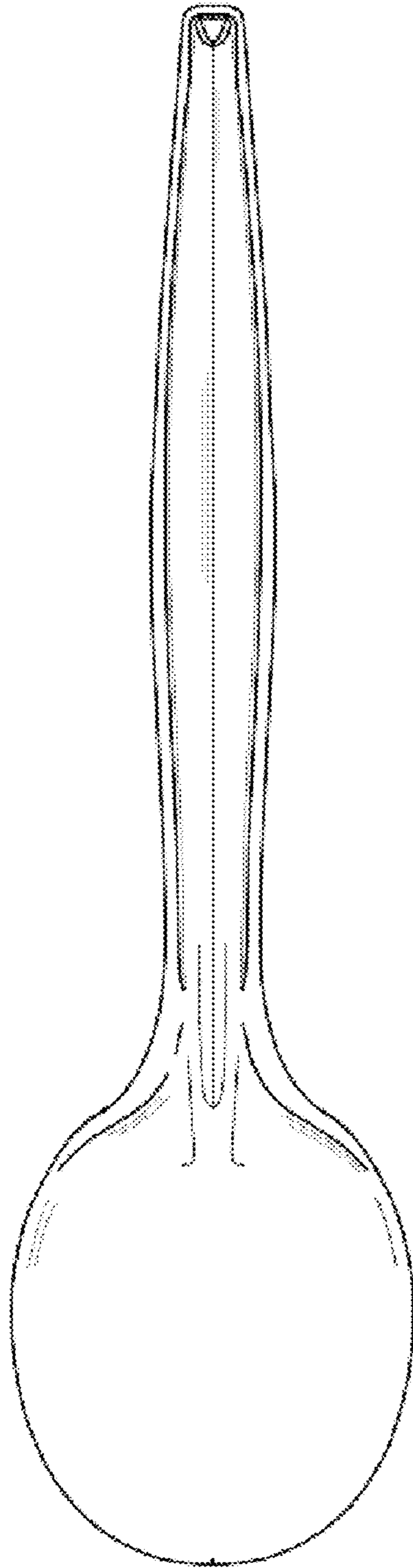


FIG. 3

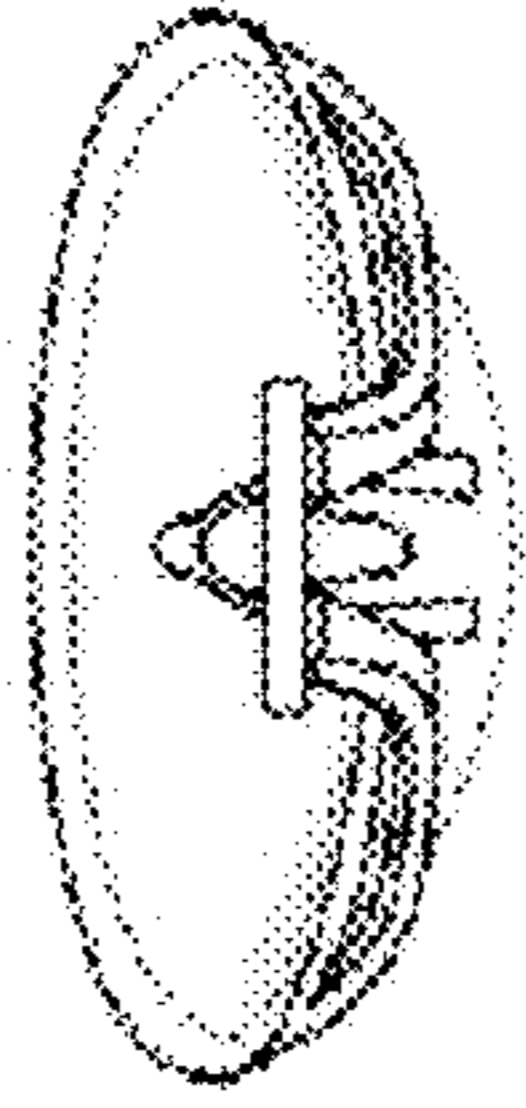


FIG. 5

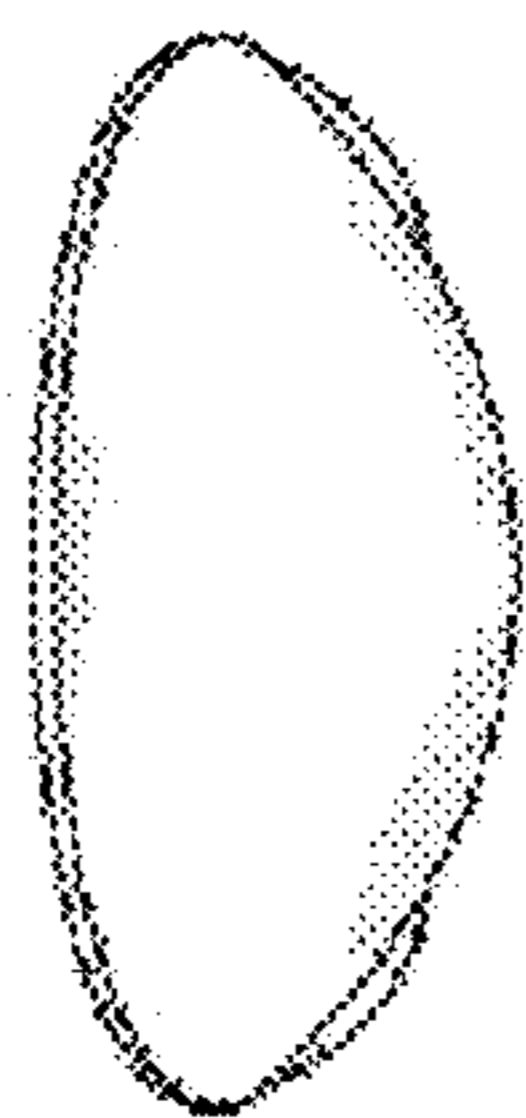


FIG. 4

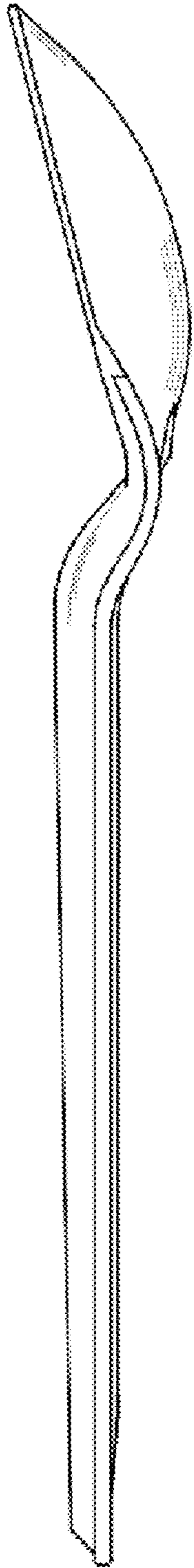


FIG. 6

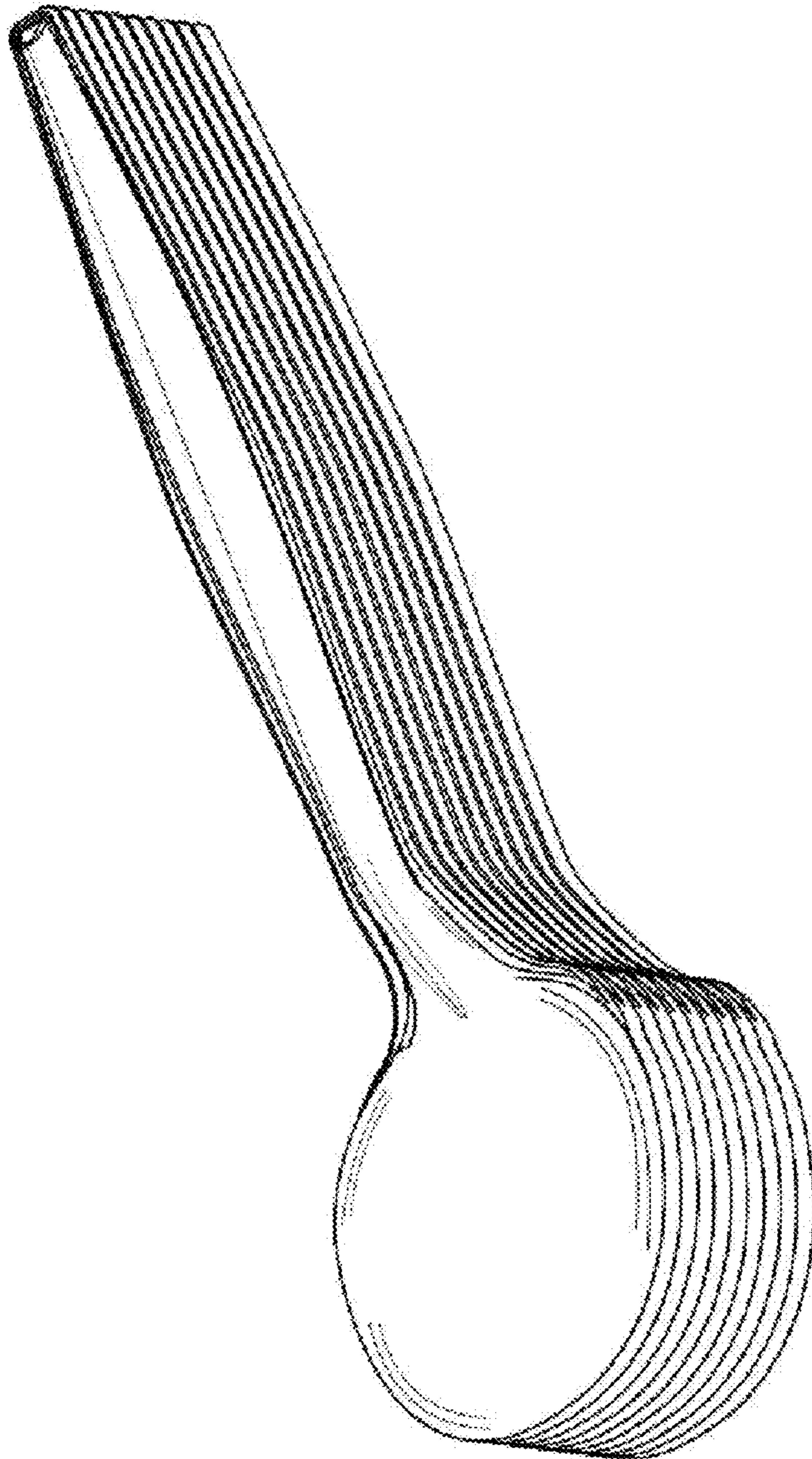


FIG. 7