



US00D778121S

(12) **United States Design Patent** (10) **Patent No.:** **US D778,121 S**
Mou (45) **Date of Patent:** **** Feb. 7, 2017**

(54) **STACKABLE DISPOSABLE KNIFE**
(71) Applicant: **Lee Ching Mou**, Taikoo Shing (HK)
(72) Inventor: **Lee Ching Mou**, Taikoo Shing (HK)
(73) Assignee: **SAMKO Limited**, Hong Kong (HK)
(**) Term: **15 Years**
(21) Appl. No.: **29/566,109**
(22) Filed: **May 26, 2016**
(51) **LOC (10) Cl.** **07-03**
(52) **U.S. Cl.**
USPC **D7/650**; D7/401.2; D7/645; D7/649
(58) **Field of Classification Search**
USPC D7/368, 401.2, 642-664, 669, D7/675-677,
683, 688-689, 691; D8/107, 300-301;
D22/117-118
CPC A01D 9/02; A01D 9/04; A01D 9/06;
A47G 21/00; A47G 21/004; A47G
21/005; A47G 21/02; A47G
21/023; A47G 21/04; A47G 21/06; A47G
21/08; A47J 43/28; A47J 43/281; A47J
43/282; A61F 13/10; A61J 7/0023; B25G
1/00; B25G 1/01; B25G 1/02; B25G
3/00; B65D 71/00; B65D 75/56; B65D
75/563; B65D 75/566; B67B 7/00; B67B
7/724; B67B 7/73
See application file for complete search history.

(56) **References Cited**
U.S. PATENT DOCUMENTS
D216,496 S * 1/1970 Wentzel D7/649
D236,070 S * 7/1975 Dart D7/650

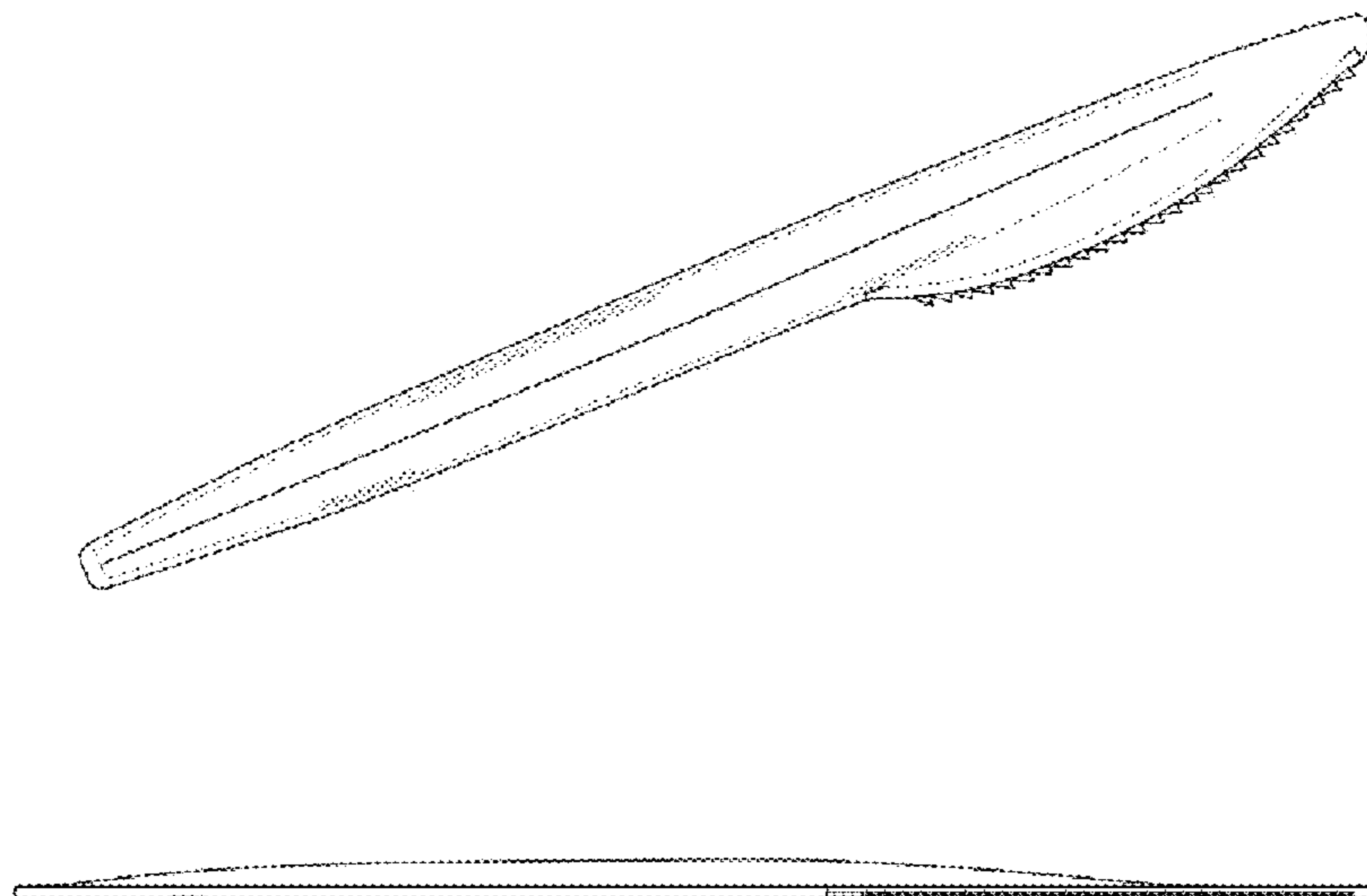
D252,315 S * 7/1979 Dart D7/650
5,904,250 A * 5/1999 De Schutter B65D 71/00
206/553
D533,033 S * 12/2006 Wagner D7/650
D628,436 S * 12/2010 Koennecke D7/401.2
8,839,522 B2 * 9/2014 Walters A47G 21/06
30/142
D730,701 S * 6/2015 Ng D7/642
D752,398 S * 3/2016 Mou D7/645
D756,171 S * 5/2016 Mou D7/653
D756,172 S * 5/2016 Mou D7/653
2010/0000096 A1 * 1/2010 Muehlemann A47G 21/02
30/165
2011/0296693 A1 * 12/2011 Oakes A47G 21/06
30/142

* cited by examiner
Primary Examiner — Ricky Pham
(74) *Attorney, Agent, or Firm* — Steins & Associates, P.C.

(57) **CLAIM**
The ornamental design for a stackable disposable knife, as shown and described.

DESCRIPTION
FIG. 1 is a perspective view of the stackable disposable knife;
FIG. 2 is a top view thereof;
FIG. 3 is a bottom view thereof;
FIG. 4 is a front view thereof;
FIG. 5 is a back view thereof;
FIG. 6 is a side view thereof; and,
FIG. 7 is a perspective view of a plurality of the knives arranged in a stack.

1 Claim, 6 Drawing Sheets



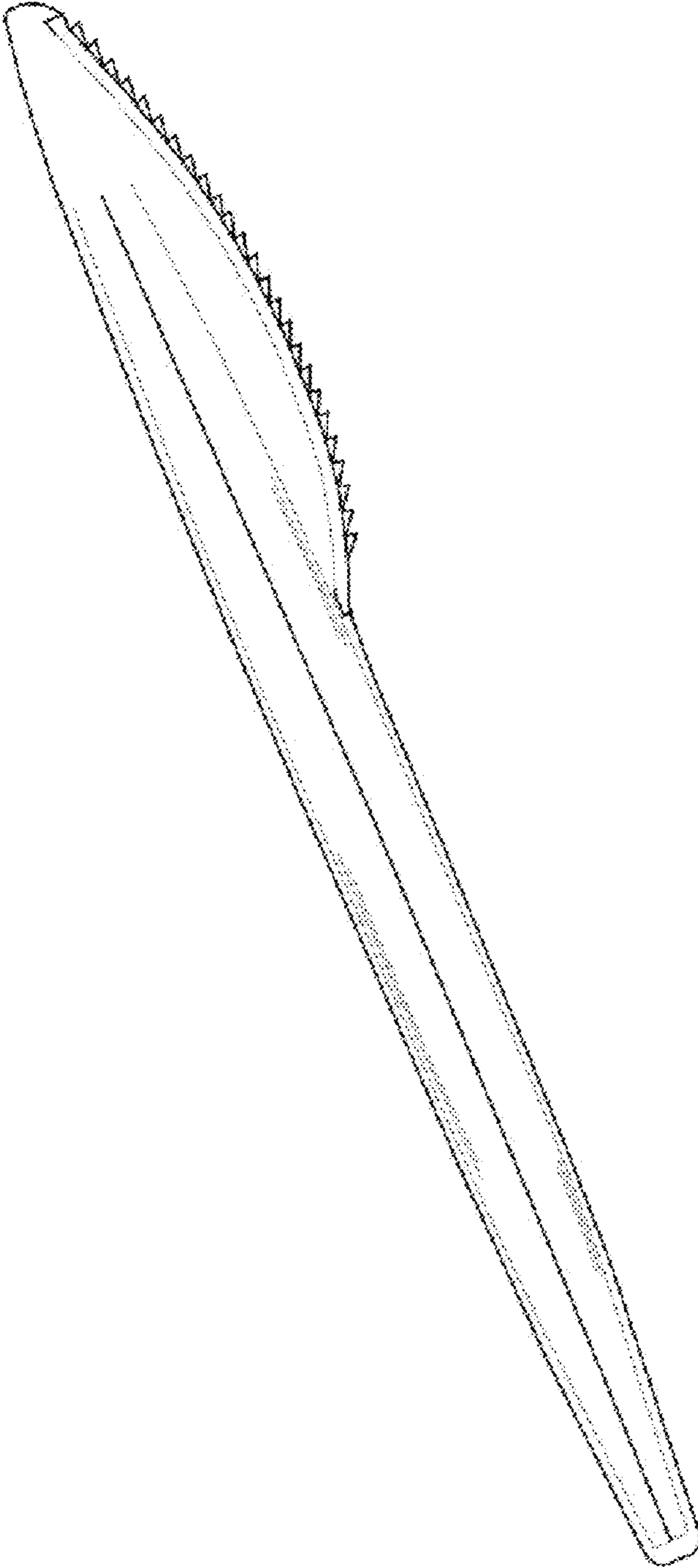


FIG. 1




FIG. 2




FIG. 3




FIG. 5

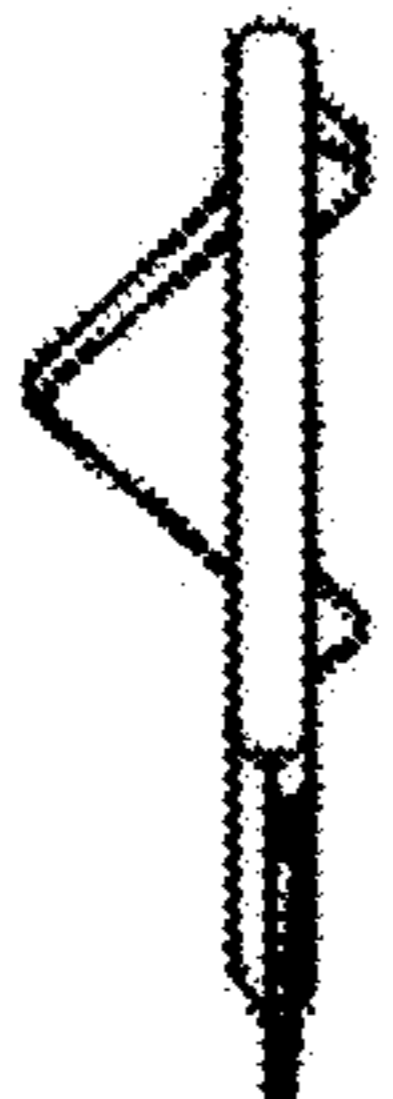


FIG. 4



FIG. 6

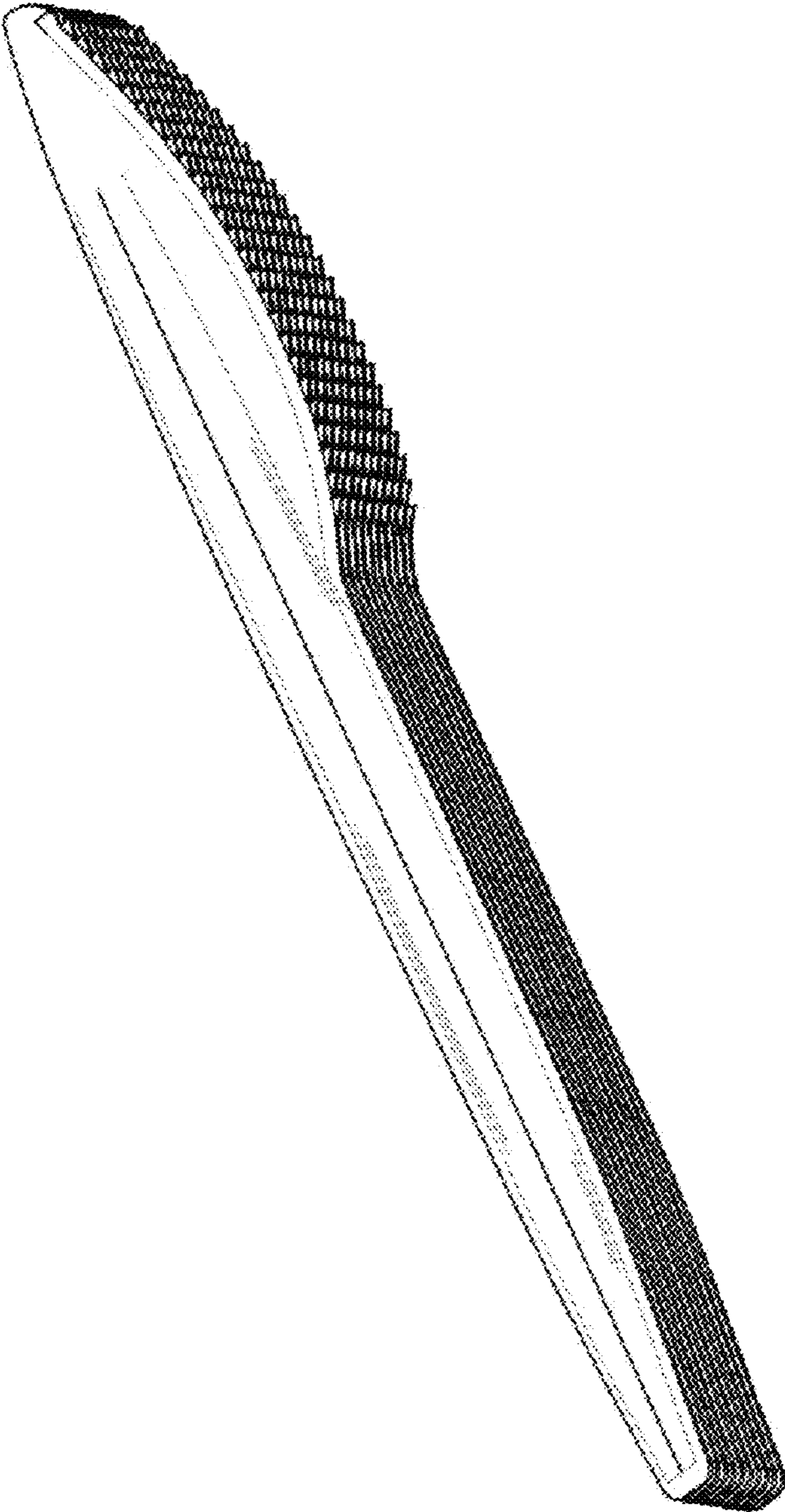


FIG. 7