



US00D778120S

(12) **United States Design Patent**  
**Mou**

(10) **Patent No.:** **US D778,120 S**  
(45) **Date of Patent:** **\*\* Feb. 7, 2017**

(54) **STACKABLE DISPOSABLE SPORK**

(71) Applicant: **Lee Ching Mou**, Taikoo Shing (HK)

(72) Inventor: **Lee Ching Mou**, Taikoo Shing (HK)

(73) Assignee: **SAMKO LIMITED** (HK)

(\*\*) Term: **15 Years**

(21) Appl. No.: **29/566,112**

(22) Filed: **May 26, 2016**

(51) **LOC (10) Cl.** ..... **07-03**

(52) **U.S. Cl.**

USPC ..... **D7/643**; D7/401.2; D7/645; D7/653

(58) **Field of Classification Search**

USPC ..... D7/368, 401.2, 642-645, 653-664,  
669, D7/675-677, 683, 688-689, 691;  
D8/107, D8/300-301; D22/117-118

CPC ..... A01D 9/02; A01D 9/04; A01D 9/06;  
A47G 21/00; A47G 21/004; A47G  
21/005; A47G 21/02; A47G

21/023; A47G 21/04; A47G 21/06; A47G

21/08; A47J 43/28; A47J 43/281; A47J

43/282; A61F 13/10; A61J 7/0023; B25G

1/00; B25G 1/01; B25G 1/02; B25G

3/00; B65D 71/00; B65D 75/56; B65D

75/563; B65D 75/566; B67B 7/00; B67B

7/724; B67B 7/73

See application file for complete search history.

(56) **References Cited**

U.S. PATENT DOCUMENTS

D216,482 S \* 1/1970 Wentzel ..... D7/653

D236,421 S \* 8/1975 Dart ..... D7/653

D387,956 S \* 12/1997 Gagnon ..... D7/653

D388,664 S \* 1/1998 Gagnon ..... D7/643

5,904,250 A \* 5/1999 De Schutter ..... B65D 71/00

206/553

D509,708 S \* 9/2005 Schmidt ..... D7/645

D642,874 S \* 8/2011 McFarland ..... D7/401.2

D665,630 S \* 8/2012 Vasavada ..... D7/643

D752,918 S \* 4/2016 Katopis ..... D7/401.2

D756,171 S \* 5/2016 Mou ..... D7/653

D756,172 S \* 5/2016 Mou ..... D7/653

2005/0278958 A1 \* 12/2005 Schmidt ..... A47G 21/06

30/324

2011/0296693 A1 \* 12/2011 Oakes ..... A47G 21/06

30/142

\* cited by examiner

*Primary Examiner* — Ricky Pham

(74) *Attorney, Agent, or Firm* — Steins & Associates, P.C.

(57) **CLAIM**

The ornamental design for a stackable disposable spork, as shown and described.

**DESCRIPTION**

FIG. 1 is a perspective view of the stackable disposable spork;

FIG. 2 is a top view thereof;

FIG. 3 is a bottom view thereof;


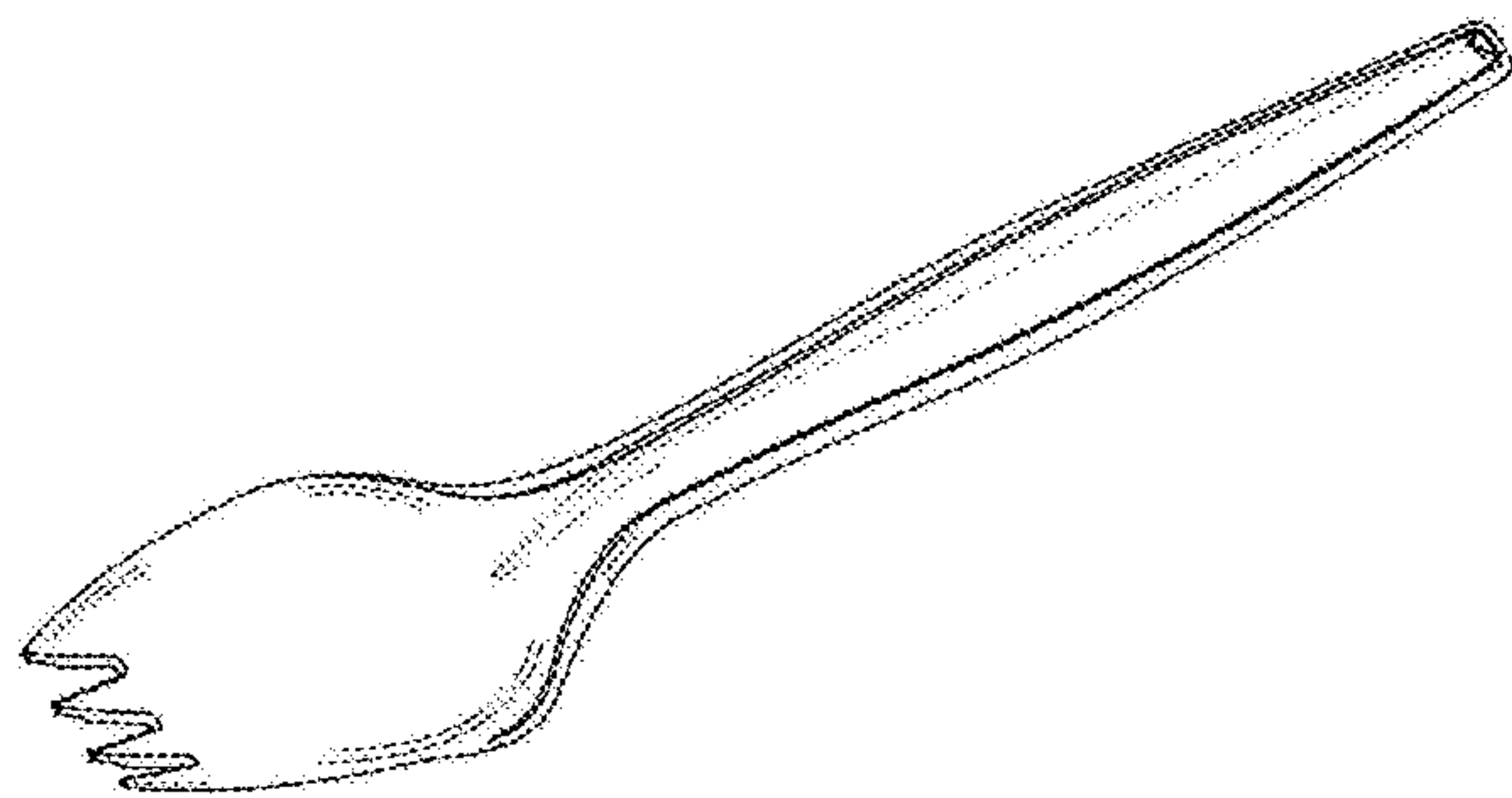
FIG. 4 is a front view thereof;

FIG. 5 is a back view thereof;

FIG. 6 is a side view thereof, the opposite side view being a mirror image; and,

FIG. 7 is a perspective view of a plurality of the sporks arranged in a stack.

**1 Claim, 6 Drawing Sheets**



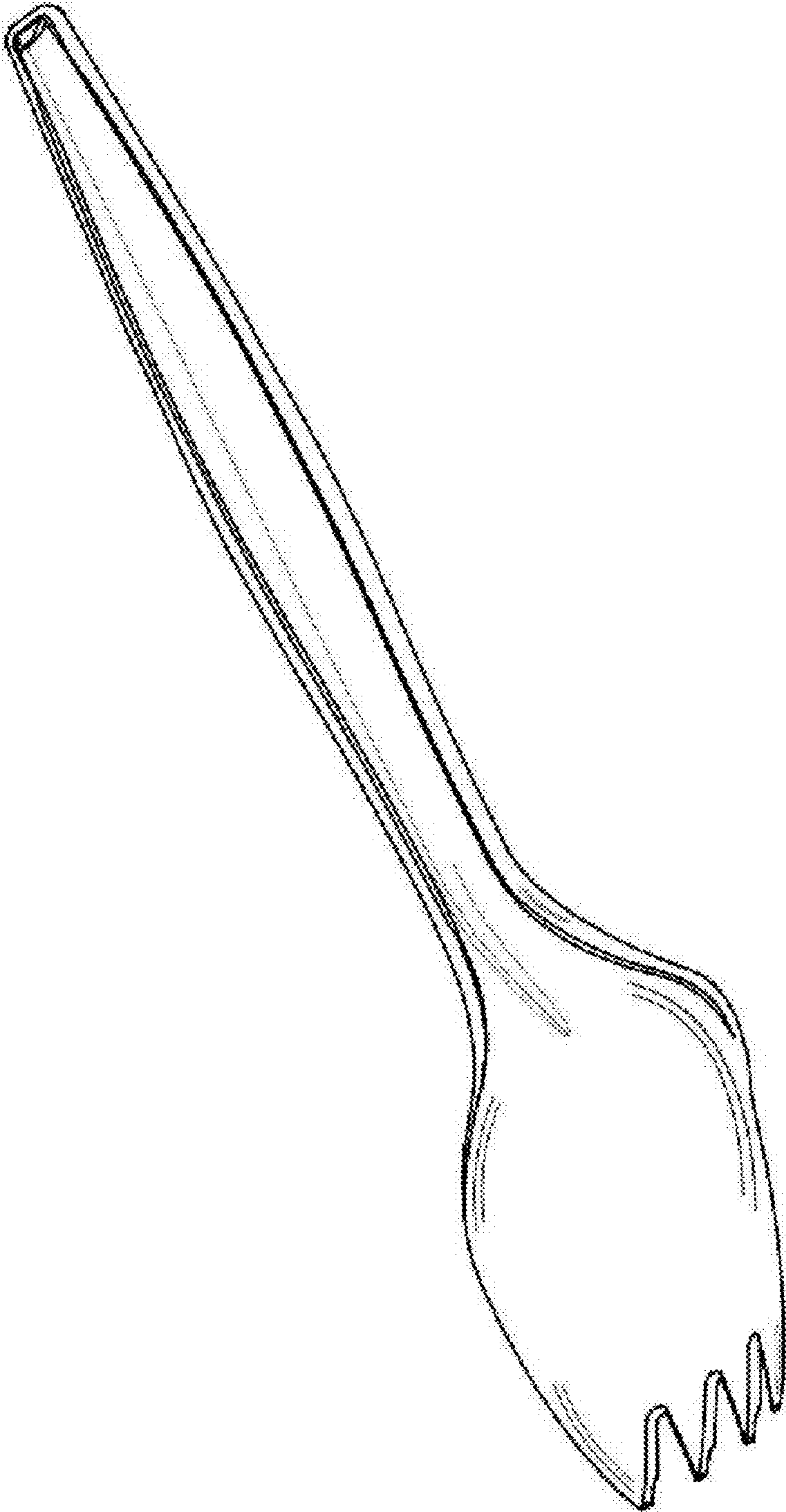


FIG. 1

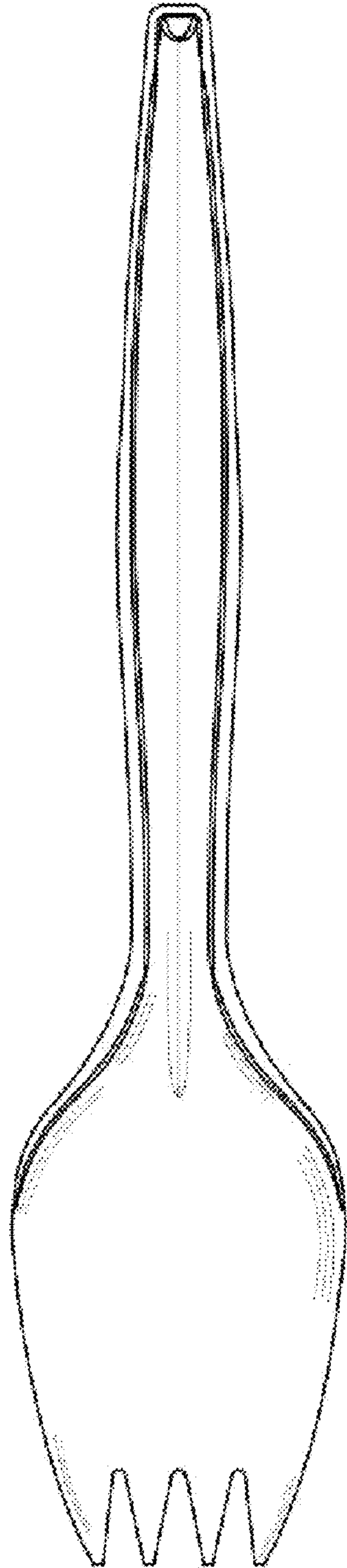


FIG. 2

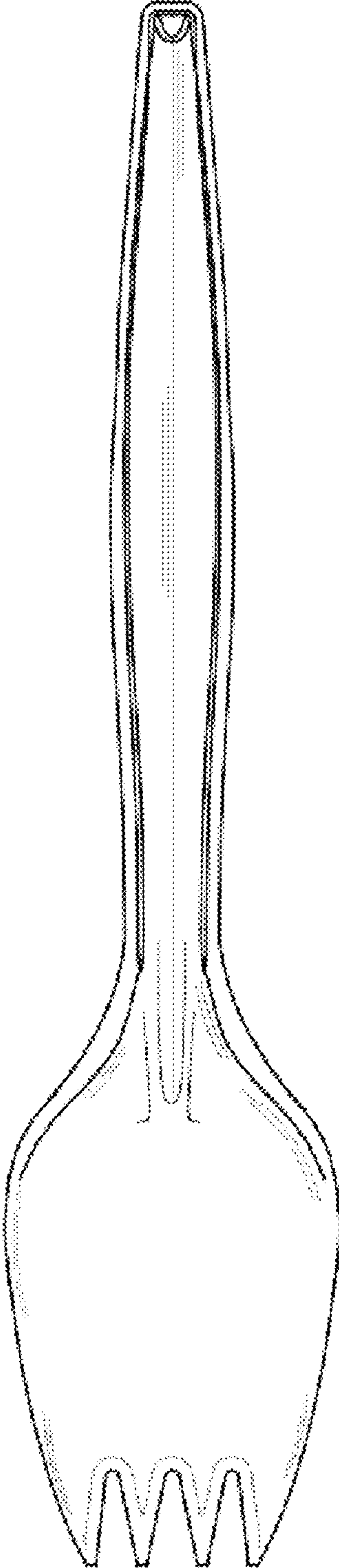


FIG. 3

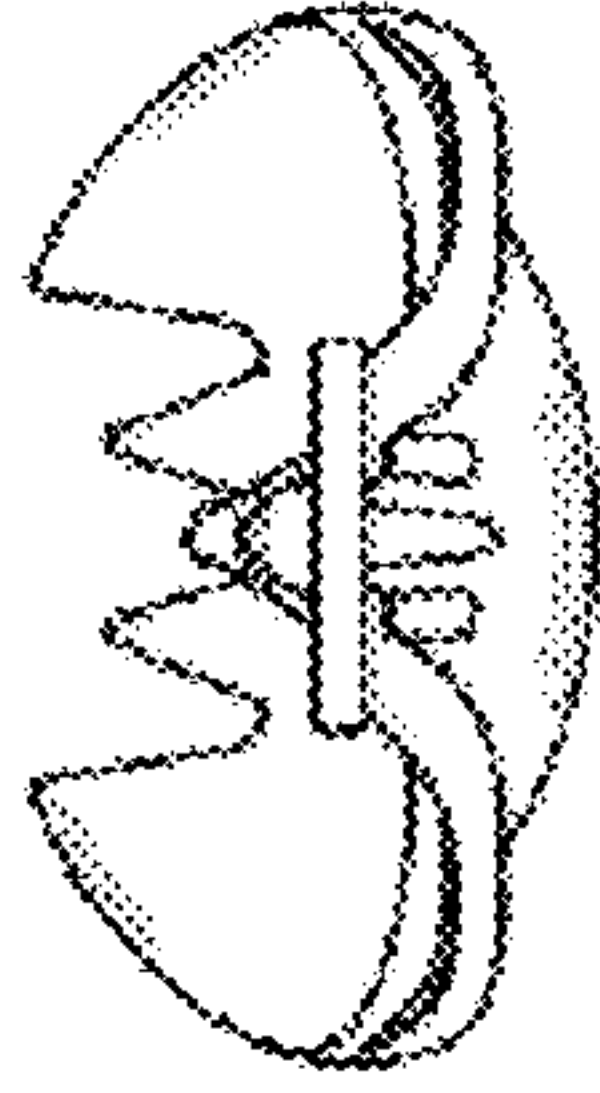


FIG. 5

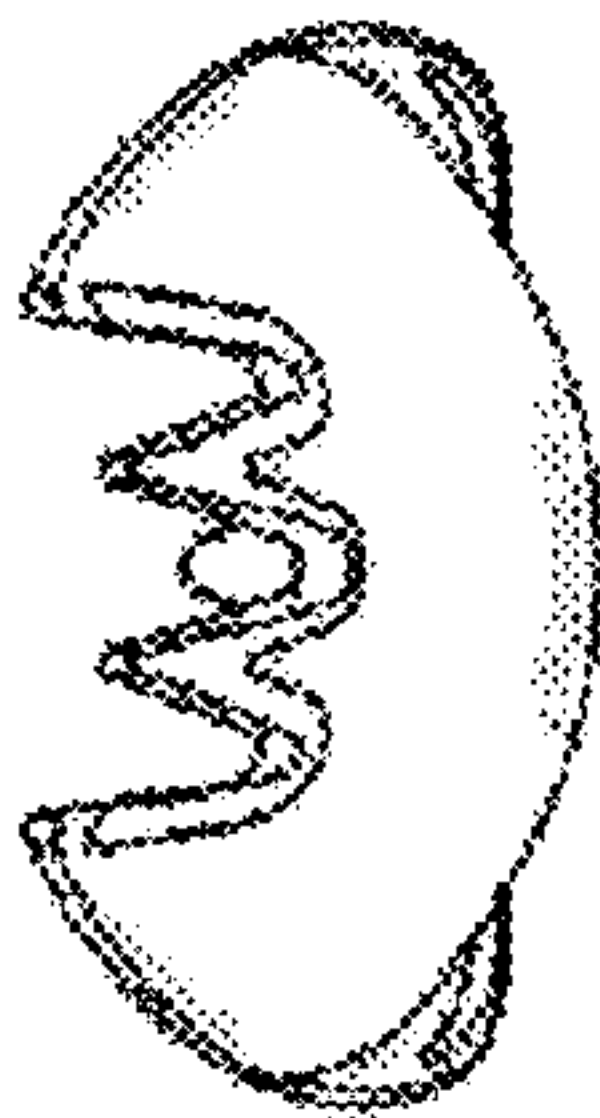


FIG. 4

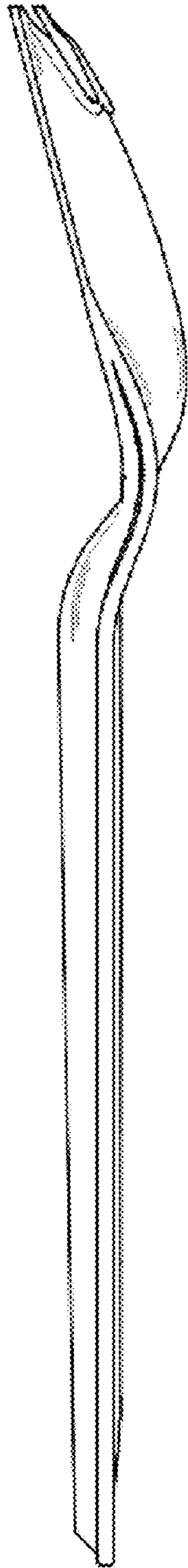


FIG. 6



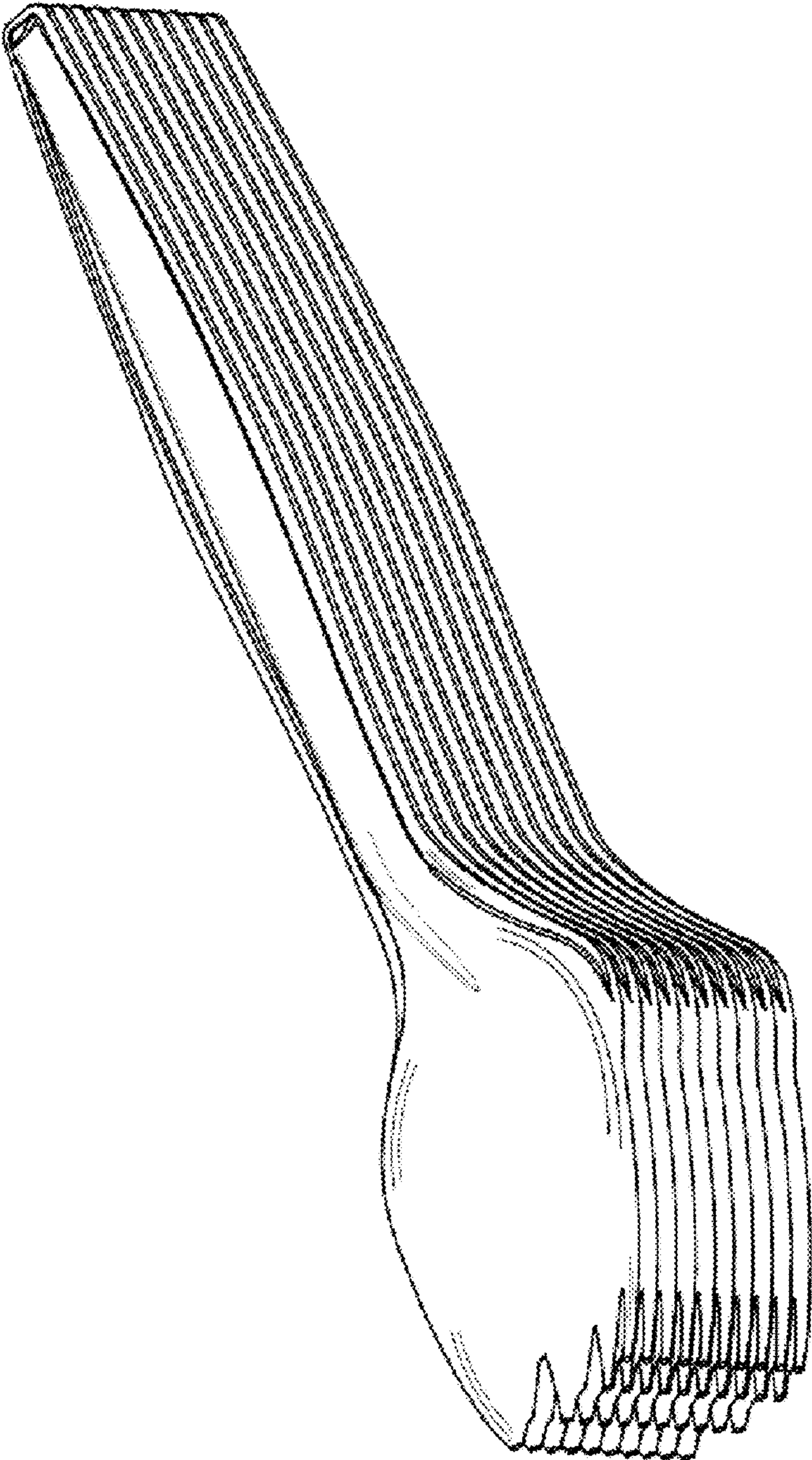


FIG. 7