



US00D778108S

(12) **United States Design Patent**
Keating

(10) **Patent No.:** **US D778,108 S**

(45) **Date of Patent:** **** Feb. 7, 2017**

(54) **KITCHEN IMPLEMENT HANDLE**

(71) Applicant: **TUESDAY MORNING PARTNERS, LTD.**, Dallas, TX (US)

(72) Inventor: **Daniel S. Keating**, Colorado Springs, CO (US)

(73) Assignee: **TUESDAY MORNING PARTNERS, LTD.**, Dallas, TX (US)

(**) Term: **15 Years**

(21) Appl. No.: **29/532,196**

(22) Filed: **Jul. 2, 2015**

(51) **LOC (10) Cl.** **07-02**

(52) **U.S. Cl.**
USPC **D7/395**

(58) **Field of Classification Search**
USPC D7/354-358, 359-361, 391, 393,
401.2, D7/402, 642, 664, 688-694;
D8/107, 300, 307; D4/138

(Continued)

(56) **References Cited**

U.S. PATENT DOCUMENTS

D77,900 S * 3/1929 Lawson D7/691
D202,570 S * 10/1965 De Puy D7/395
(Continued)

OTHER PUBLICATIONS

U.S. Appl. No. 29/532,183, filed Jul. 2, 2015 (9 pages).
(Continued)

Primary Examiner — Cynthia M Chin

(74) *Attorney, Agent, or Firm* — Haynes and Boone LLP

(57) **CLAIM**

The ornamental design for a kitchen implement handle, as shown and described.

DESCRIPTION

FIG. 1 is a front, perspective view of a kitchen implement handle showing a first embodiment of our new design; FIG. 2 is a front view thereof, rear view being a mirror image of the front view;

FIG. 3 is a right side view thereof, the left side view being a mirror image of the right side view;

FIG. 4 is a top view thereof; and

FIG. 5 is a bottom view thereof.

FIG. 6 is a front, perspective view of the kitchen implement handle of FIG. 1 illustrated with additional subject matter in broken lines;

FIG. 7 is a front view thereof;

FIG. 8 is a rear view thereof;

FIG. 9 is a right side view thereof, the left side view being a mirror image of the right side view;

FIG. 10 is a top view thereof; and

FIG. 11 is a bottom view thereof.

FIG. 12 is a front, perspective view of the kitchen implement handle of FIG. 1 illustrated with additional subject matter in broken lines;

FIG. 13 is a front view thereof;

FIG. 14 is a rear view thereof;

FIG. 15 is a right side view thereof, the left side view being a mirror image of the right side view;

FIG. 16 is a top view thereof; and

FIG. 17 is a bottom view thereof.

FIG. 18 is a front, perspective view of the kitchen implement handle of FIG. 1 illustrated with additional subject matter in broken lines;

FIG. 19 is a front view thereof;

FIG. 20 is a rear view thereof;

FIG. 21 is a right side view thereof;

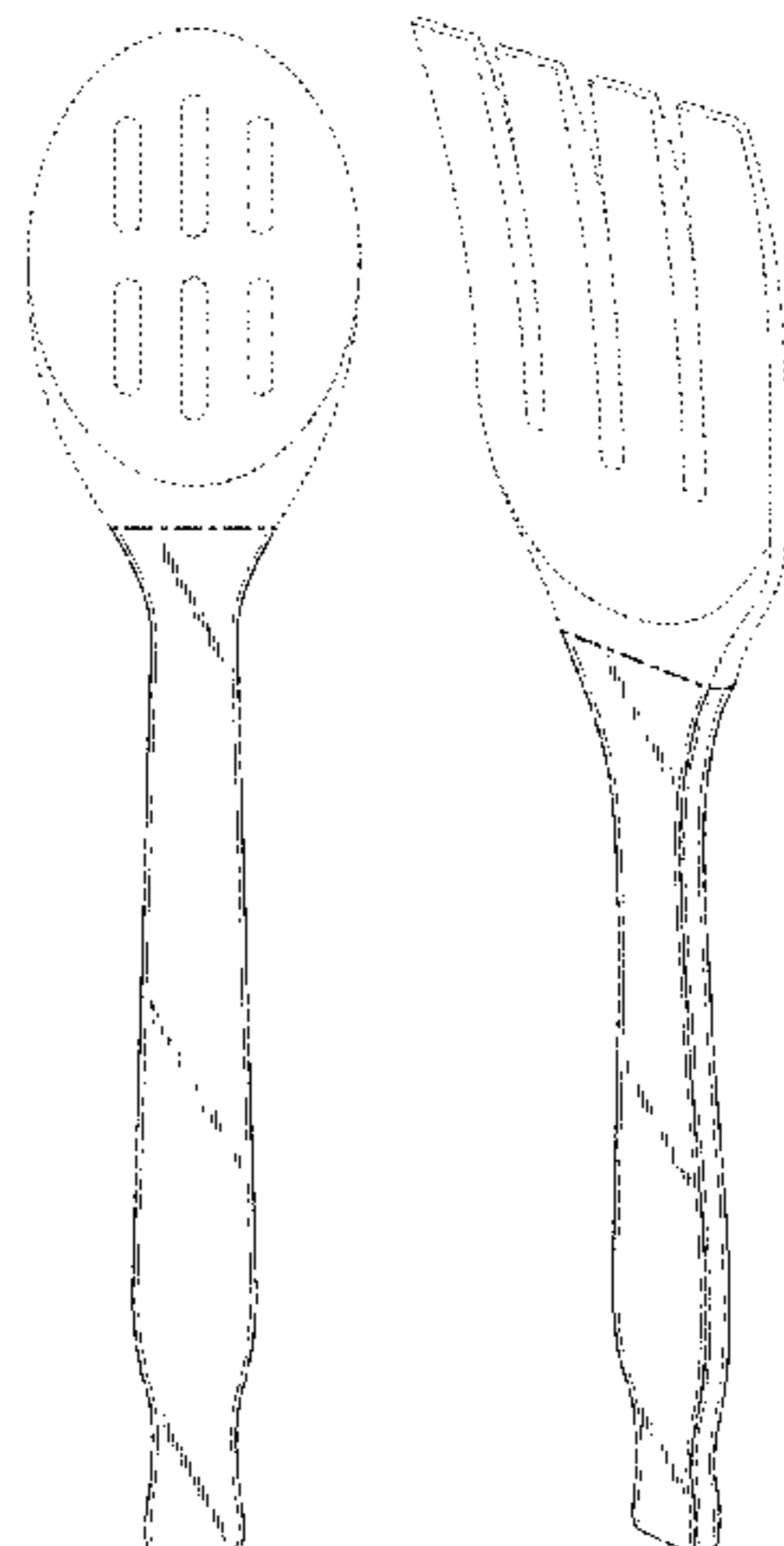
FIG. 22 is a left side view thereof;

FIG. 23 is a top view thereof; and

FIG. 24 is a bottom view thereof.

The features shown in broken lines are portions of the kitchen implement handle or environmental subject matter to the kitchen implement handle forming no part of the

(Continued)



claimed design. The features shown in long dash-short dash bolded broken lines indicate the bounds of the claimed design and otherwise form no part of the claimed design.

1 Claim, 11 Drawing Sheets

(58) Field of Classification Search

CPC A47J 45/06; A47J 45/061; A47J 45/62;
 A47J 45/08; A47J 45/085; B65D 25/2802;
 B65D 25/2882; B65D 25/2885; B65D
 25/2888; B65D 25/2894; Y10S 220/912
 See application file for complete search history.

(56) References Cited

U.S. PATENT DOCUMENTS

D444,692	S	*	7/2001	Marquardt	D7/395
D456,670	S	*	5/2002	Munari	D7/395
D461,680	S		8/2002	Kerr		
D462,251	S	*	9/2002	Collins	D8/107
D477,498	S		7/2003	Rowe		
D496,230	S	*	9/2004	Germany	D7/688
D496,231	S	*	9/2004	Germany	D7/688
D504,797	S		5/2005	Lu		
D535,147	S	*	1/2007	Zemel	D4/138
D561,525	S	*	2/2008	Dall'Asta	D7/395
D561,527	S	*	2/2008	Giannone	D7/395
D573,350	S	*	7/2008	Rivas	D4/135
D575,101	S	*	8/2008	Germany	D7/395
D586,630	S	*	2/2009	Vendl	D7/688
D596,896	S	*	7/2009	Munari	D7/395
D606,806	S		12/2009	Campbell et al.		
8,235,435	B2		8/2012	Campbell et al.		
D667,264	S	*	9/2012	Rae	D7/395
D667,708	S	*	9/2012	Stewart	D7/688
D682,024	S	*	5/2013	Rae	D7/395
D682,025	S	*	5/2013	Rae	D7/395
D693,639	S	*	11/2013	Slaker	D7/395

2011/0049918	A1	3/2011	Campbell et al.
2011/0191974	A1	8/2011	Holcomb et al.

OTHER PUBLICATIONS

U.S. Appl. No. 29/532,188, filed Jul. 2, 2015 (25 pages).
 U.S. Appl. No. 29/532,194, filed Jul. 2, 2015 (16 pages).
 U.S. Appl. No. 29/532,198, filed Jul. 2, 2015 (12 pages).
 "Le Creuset Revolution Silicone Spatula Spoon", printed from www.chefscatalog.com/product/26509-le-creuset-silicone-spoon-spatula.aspx, publicly available at least as early as Feb. 24, 2011, per <http://web.archive.org> (3 pages).
 "Simplemente Delicioso Bamboo Turner w/ Magenta Silicone Handle", printed from www.everythingkitchens.com/simplemente-delicioso-sonora-bamboo-turner-98180-01.html, publicly available at least as early as Apr. 25, 2014, per <http://web.archive.org> (2 pages).
 "Le Creuset Revolution Mesh Strainer", printed from www.wayfair.com/Le-Creuset-Revolution%C2%AE-Mes, publicly available at least as early as May 23, 2015 (3 pages).
 "Bakelite Frying Pan Handle Plastic Handle Sub Cooker Fittings General Stir Frying Pan Handle Accessories", printed from www.aliexpress.com/item/Bakelite-frying-pan-pan-handle-plastic...b-sub-cooker-Fittings-General-stir-frying-pan-handle/2037521317.html, publicly available at least as early as Jun. 5, 2015 (2 pages).
 "Kitchen Magic Whisk", printed from www.houzz.com/photos/826612/Kitchen-Magic-Whisk-c . . . , publicly available at least as early as Jun. 8, 2015 (1 page).
 "Le Creuset Revolution Wood Scraping Spoon", printed from www.bedbathandbeyond.com/store/product/le-creuset-rev, publicly available at least as early as Jun. 8, 2015 (2 pages).
 "Norpro Silicone Whisk", printed from www.thekitchenoutlet.com/product/norpro-silicone-whisk/, publicly available at least as early as Jun. 8, 2015 (2 pages).
 "Various Le Creuset Utensils", printed from www.surlatable.com/browse/index.jsp?N=12779&No=192&Nrpp=48, publicly available at least as early as Jun. 9, 2015 (4 pages).

* cited by examiner




FIG. 1

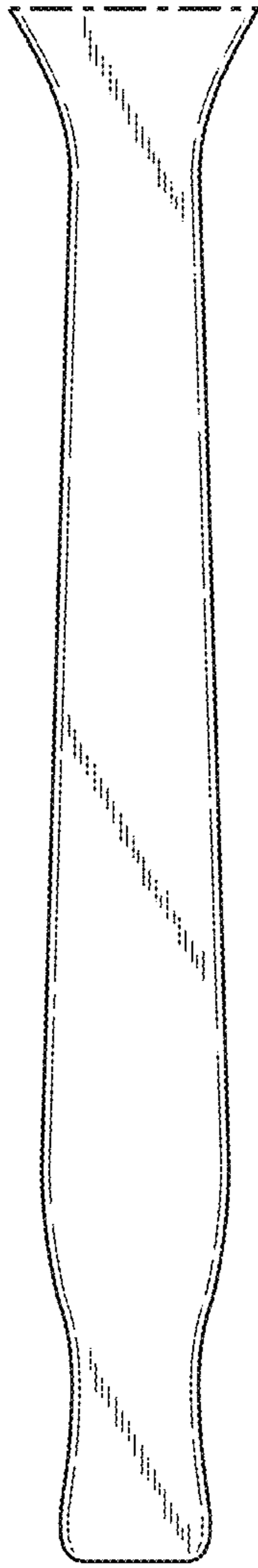


FIG. 2

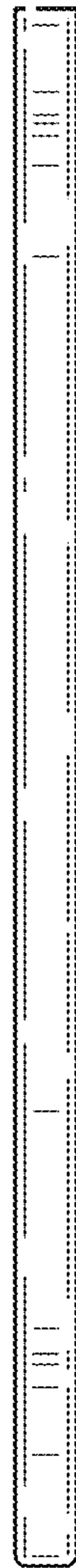


FIG. 3

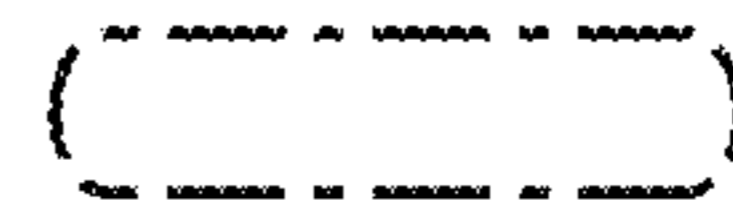


FIG. 4



FIG. 5

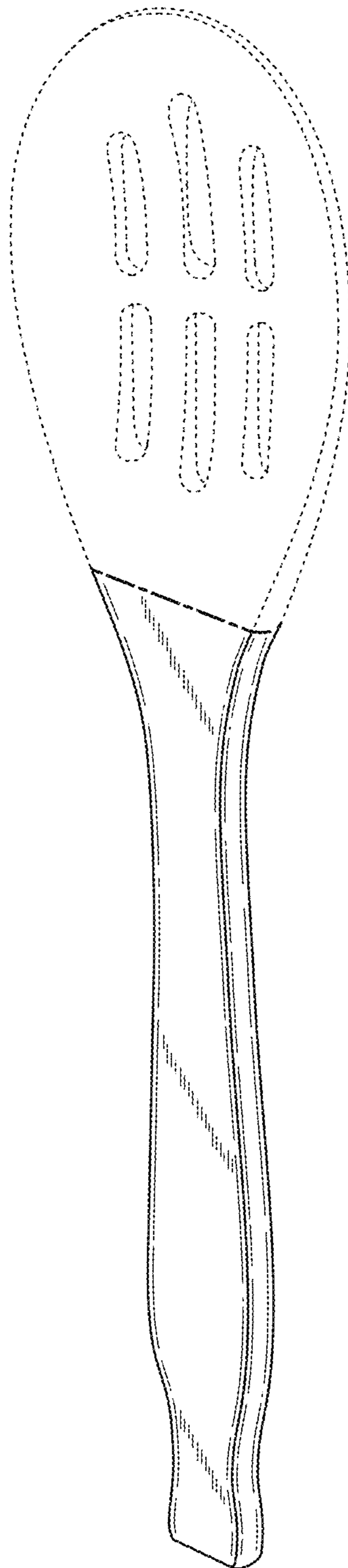


FIG. 6

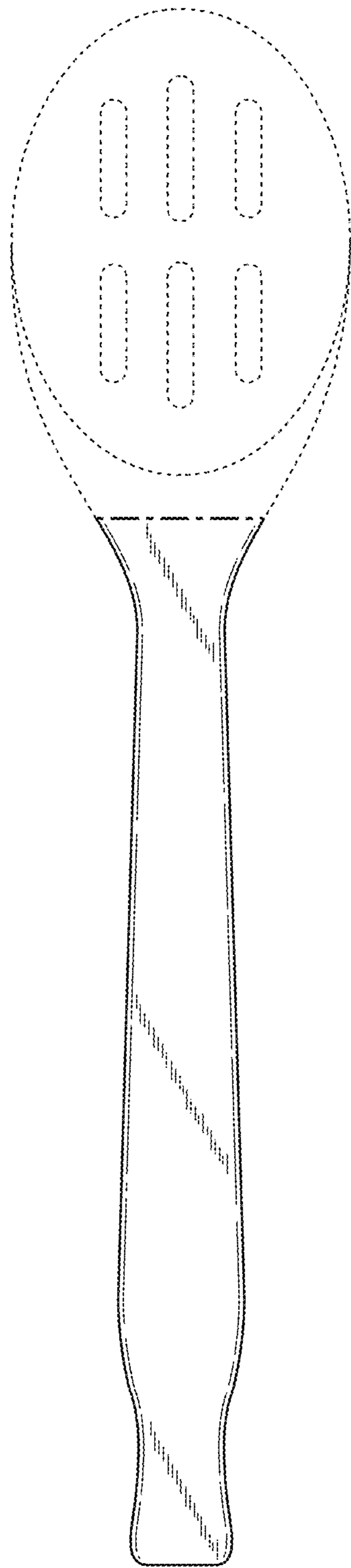


FIG. 7

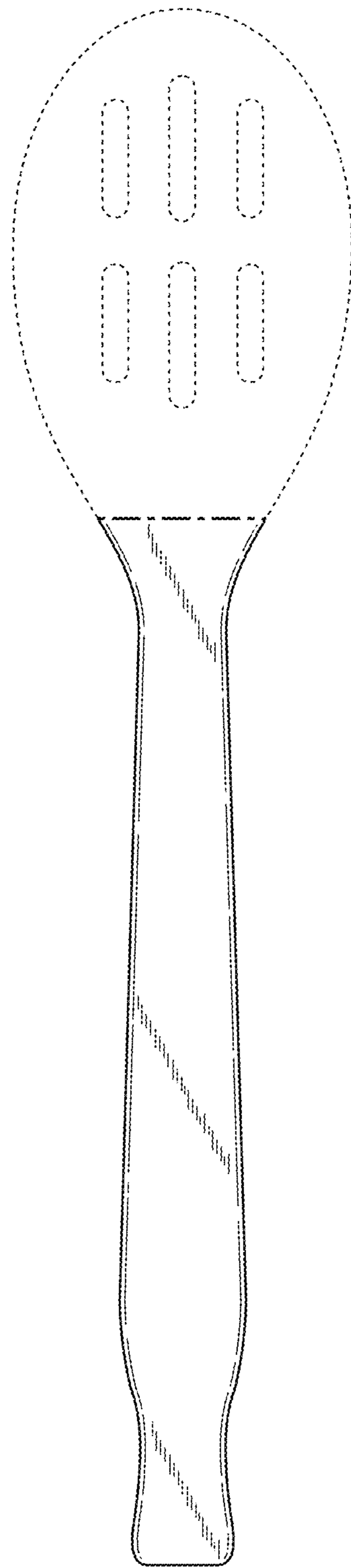


FIG. 8




FIG. 9



FIG. 10



FIG. 11

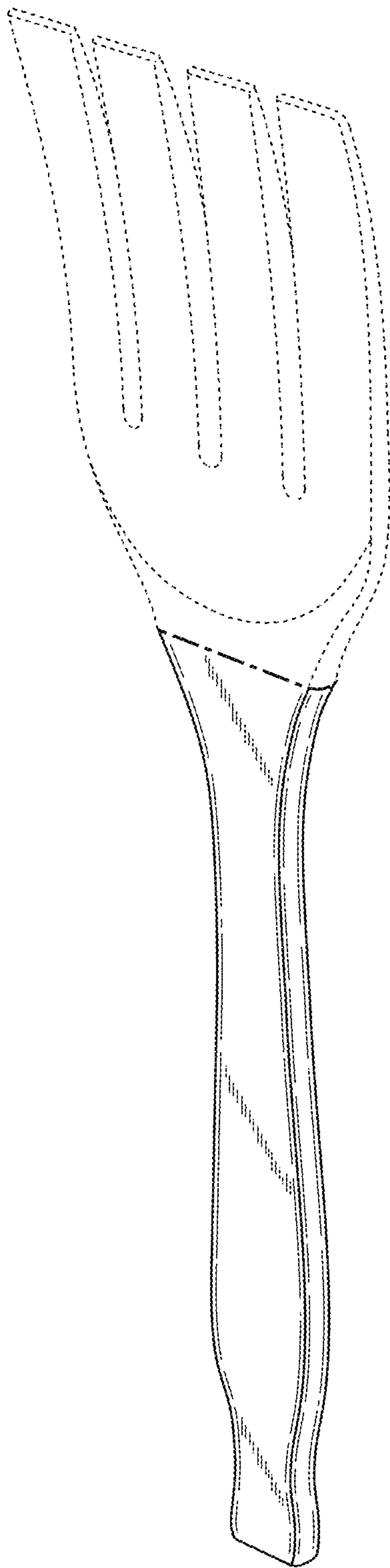


FIG. 12

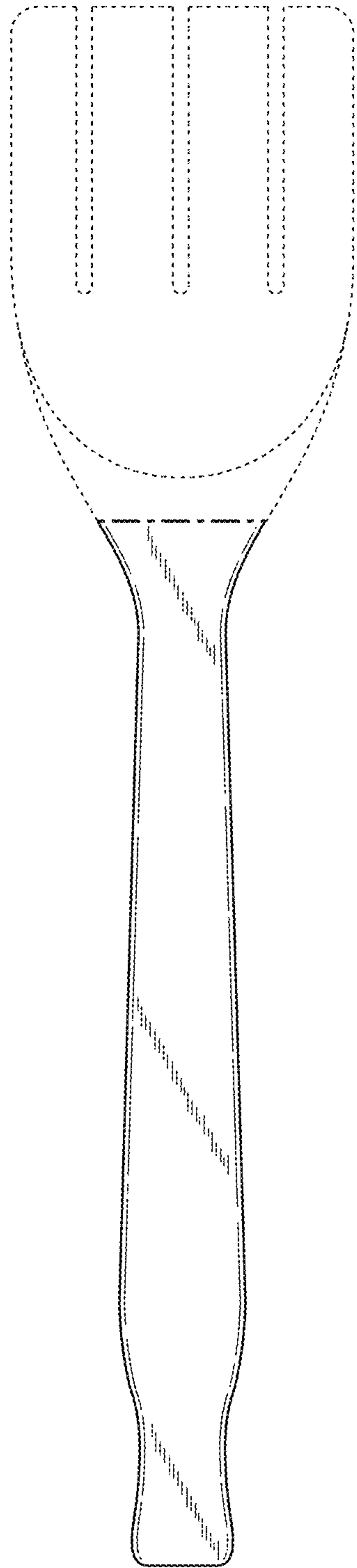


FIG. 13

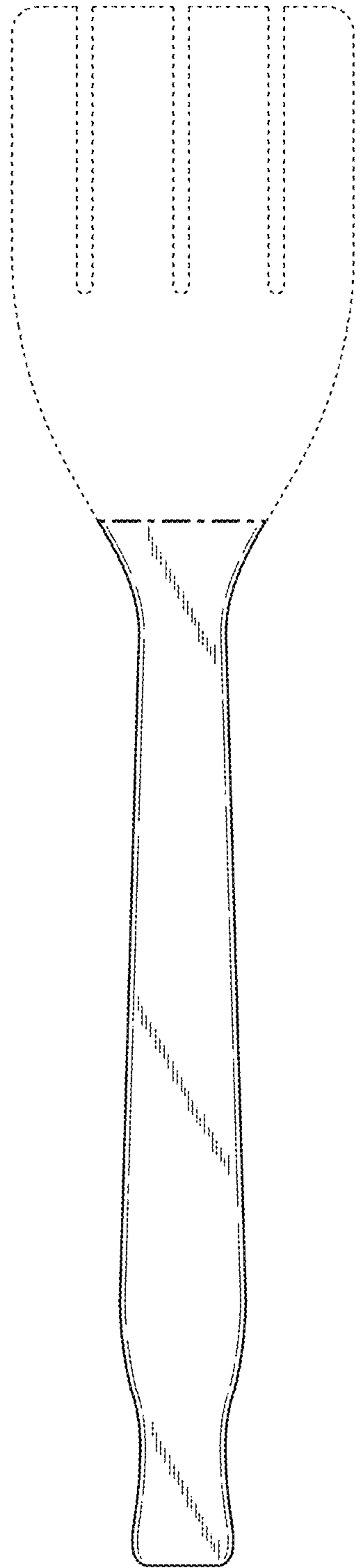


FIG. 14



FIG. 15

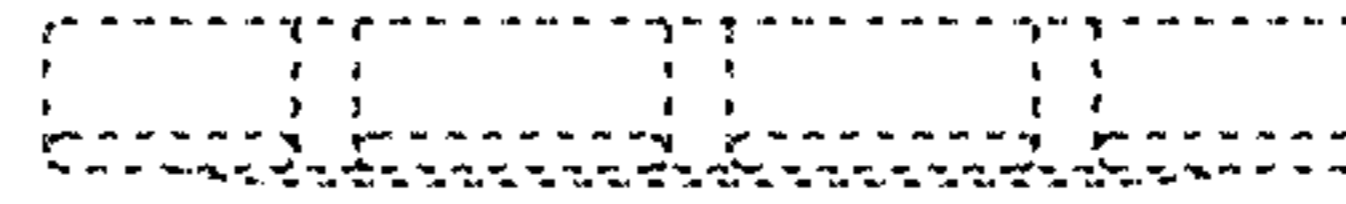


FIG. 16



FIG. 17

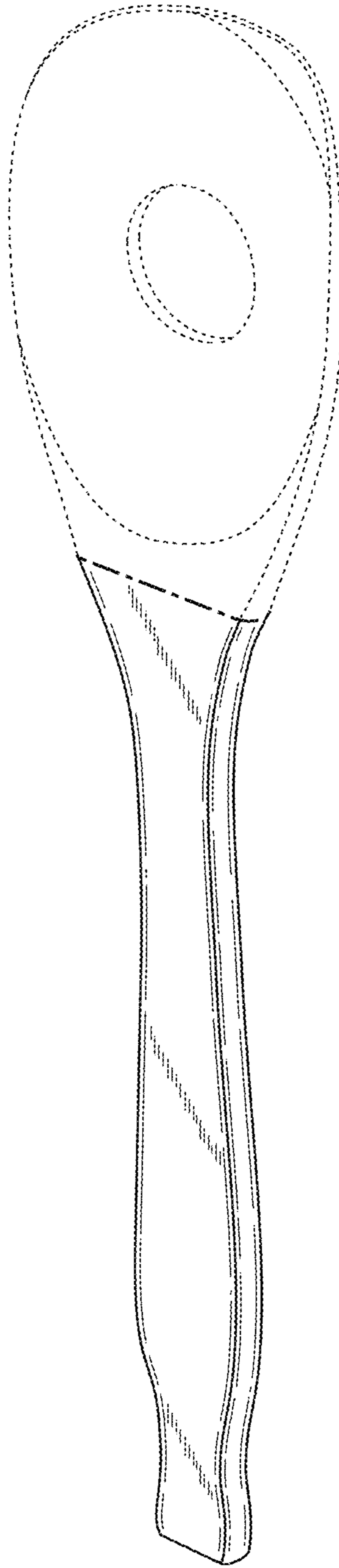


FIG. 18

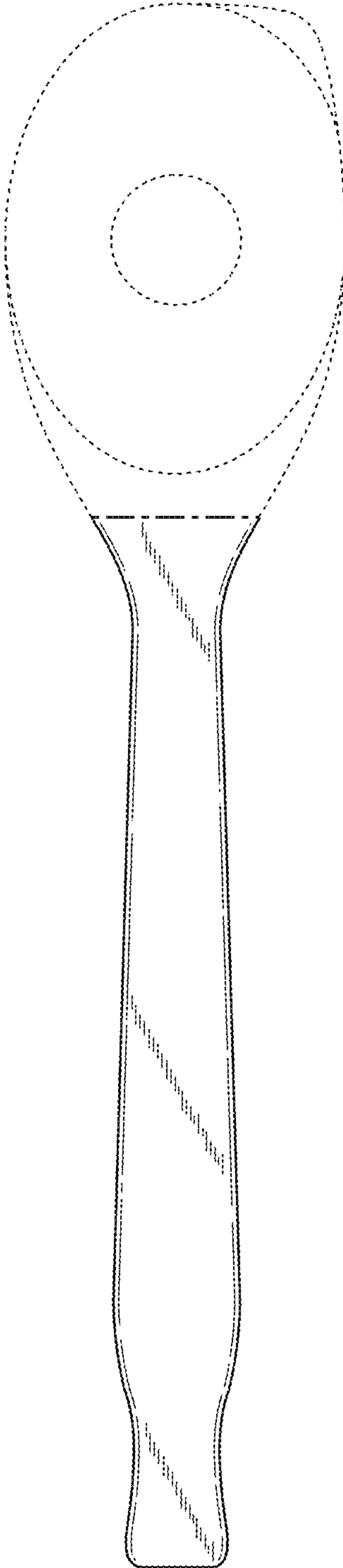


FIG. 19

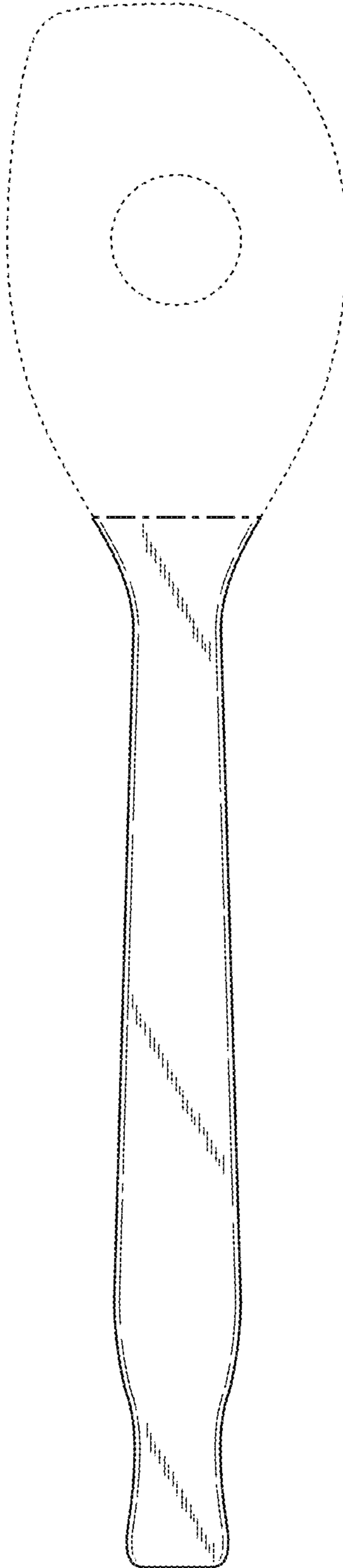


FIG. 20

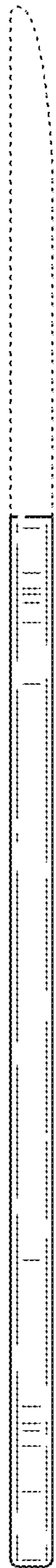


FIG. 21



FIG. 22



FIG. 23



FIG. 24