



US00D778101S

(12) **United States Design Patent** (10) **Patent No.:** **US D778,101 S**  
**Spurrier et al.** (45) **Date of Patent:** **\*\* Feb. 7, 2017**

- (54) **COOKTOP**
- (71) Applicant: **Electrolux Home Products, Inc.**,  
Charlotte, NC (US)
- (72) Inventors: **Alexander Spurrier**, Charlotte, NC  
(US); **Matthew Vergin**, St. Petersburg,  
FL (US); **Andre Martel**, L'Assomption  
(CA)
- (73) Assignee: **Electrolux Home Products, Inc.**,  
Charlotte, NC (US)

- D509,097 S \* 9/2005 Grutzke ..... D7/346
- D513,922 S \* 1/2006 Grutzke ..... D7/346
- D530,971 S 10/2006 Kim
- D536,207 S 2/2007 Ostlund et al.
- D538,581 S 3/2007 Lee et al.
- D553,900 S \* 10/2007 Grey ..... D7/346
- D563,715 S \* 3/2008 Grey ..... D7/346
- D580,224 S 11/2008 Geiger et al.
- D581,215 S 11/2008 Geiger et al.
- D585,241 S 1/2009 Geiger et al.
- D589,740 S 4/2009 Strayle
- D597,373 S 8/2009 Geiger et al.
- D597,374 S 8/2009 Geiger et al.

(Continued)

(\*\*) Term: **15 Years**

FOREIGN PATENT DOCUMENTS

(21) Appl. No.: **29/534,072**

- CA 135559 8/2010
- CA 135679 A 8/2010

(22) Filed: **Jul. 24, 2015**

(51) **LOC (10) Cl.** ..... **07-02**

(52) **U.S. Cl.**  
USPC ..... **D7/346; D7/348**

(58) **Field of Classification Search**  
USPC ..... D7/323, 328-330, 339-349, 390,  
D7/402-409

CPC ..... A21B 2/00; A47J 37/00; A47J 37/06;  
A47J 37/0611; A47J 37/08; A47J  
37/0807; A47J 37/0814; A47J 37/0835;  
A47J 37/0842; A47J 37/085; A47J  
37/0864; A47J 37/0878; A47J 37/0885;  
A47J 37/0892; F24C 7/00; F24C 7/002;  
F24C 7/046; F24C 7/067; F24C  
15/02; F24C 15/04; F24C 15/10; F24C  
15/102

See application file for complete search history.

(56) **References Cited**

U.S. PATENT DOCUMENTS

- D386,945 S \* 12/1997 Mendoza ..... D7/402
- D464,845 S \* 10/2002 Shin ..... D7/346
- D508,816 S \* 8/2005 Tanaka ..... D7/346
- D509,095 S \* 9/2005 Grutzke ..... D7/346
- D509,096 S \* 9/2005 Grutzke ..... D7/346

OTHER PUBLICATIONS

U.S. Appl. No. 29/534,073, filed Jul. 24, 2015.

*Primary Examiner* — Ricky Pham

(74) *Attorney, Agent, or Firm* — Banner & Witcoff, Ltd.

(57) **CLAIM**

The ornamental design for a cooktop, as shown and described.

**DESCRIPTION**

FIG. 1 is a front perspective view of a cooktop showing our new design;

FIG. 2 is a front view thereof;

FIG. 3 is a rear view thereof;

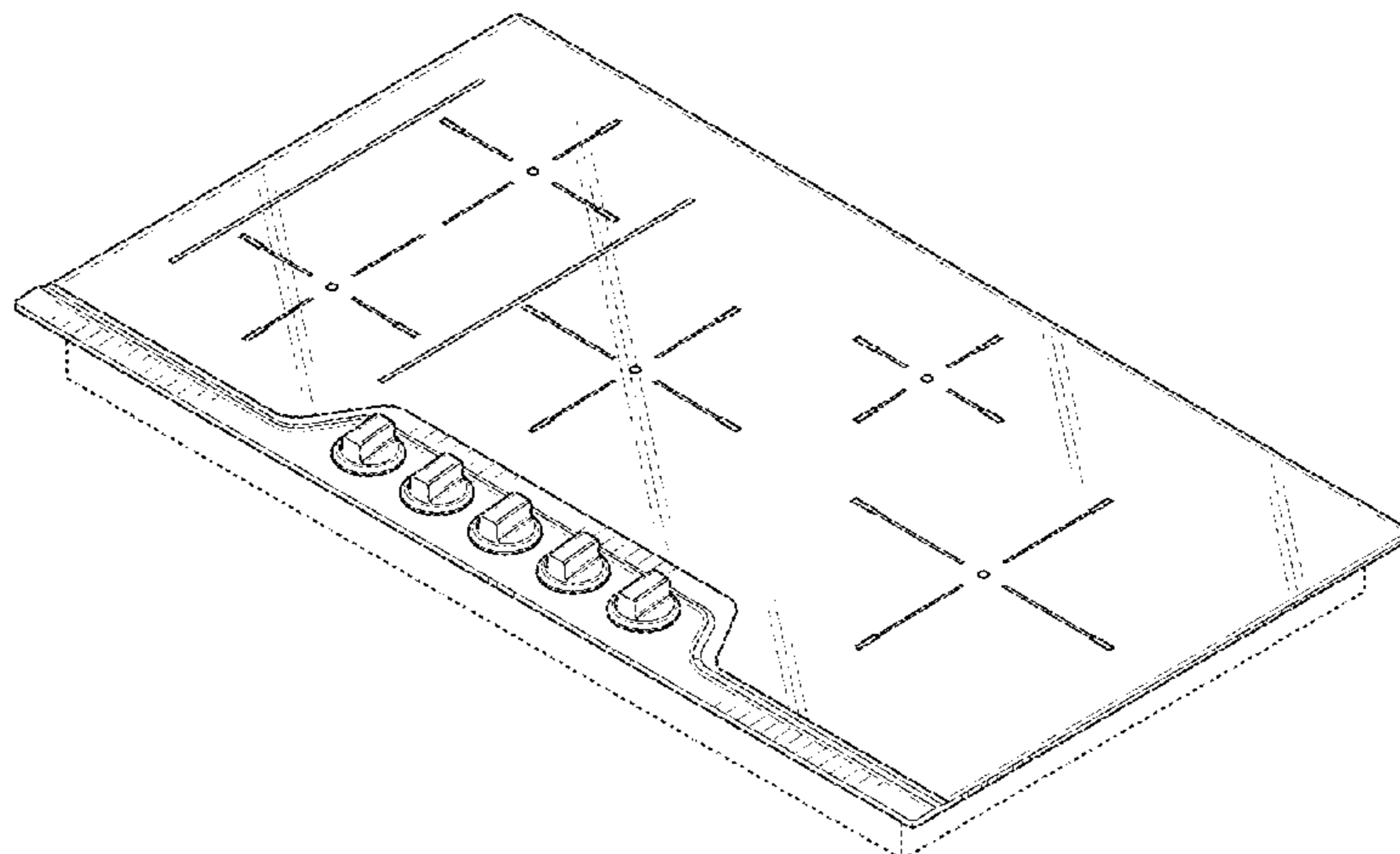
FIG. 4 is a right side view thereof;

FIG. 5 is a left side view thereof; and,

FIG. 6 is a top view thereof.

The broken line showing of the remainder of the cooktop is for environmental purposes only and forms no part of the claimed design.

**1 Claim, 4 Drawing Sheets**



(56)

**References Cited**

U.S. PATENT DOCUMENTS

D609,960 S	*	2/2010	Cutino .....	D7/346
D628,431 S		12/2010	Funnell et al.	
D629,638 S		12/2010	Funnell et al.	
D634,579 S		3/2011	Funnell, II et al.	
D634,580 S		3/2011	Funnell, II et al.	
D642,007 S		7/2011	Lee et al.	
D696,893 S		1/2014	Meda et al.	
D696,894 S		1/2014	Meda et al.	
D704,978 S		5/2014	Kim et al.	
D705,009 S	*	5/2014	Kwack .....	D7/346
D706,576 S		6/2014	Boo et al.	
D715,592 S	*	10/2014	Yoon .....	D7/407
D733,484 S	*	7/2015	Roberson .....	D7/346

\* cited by examiner

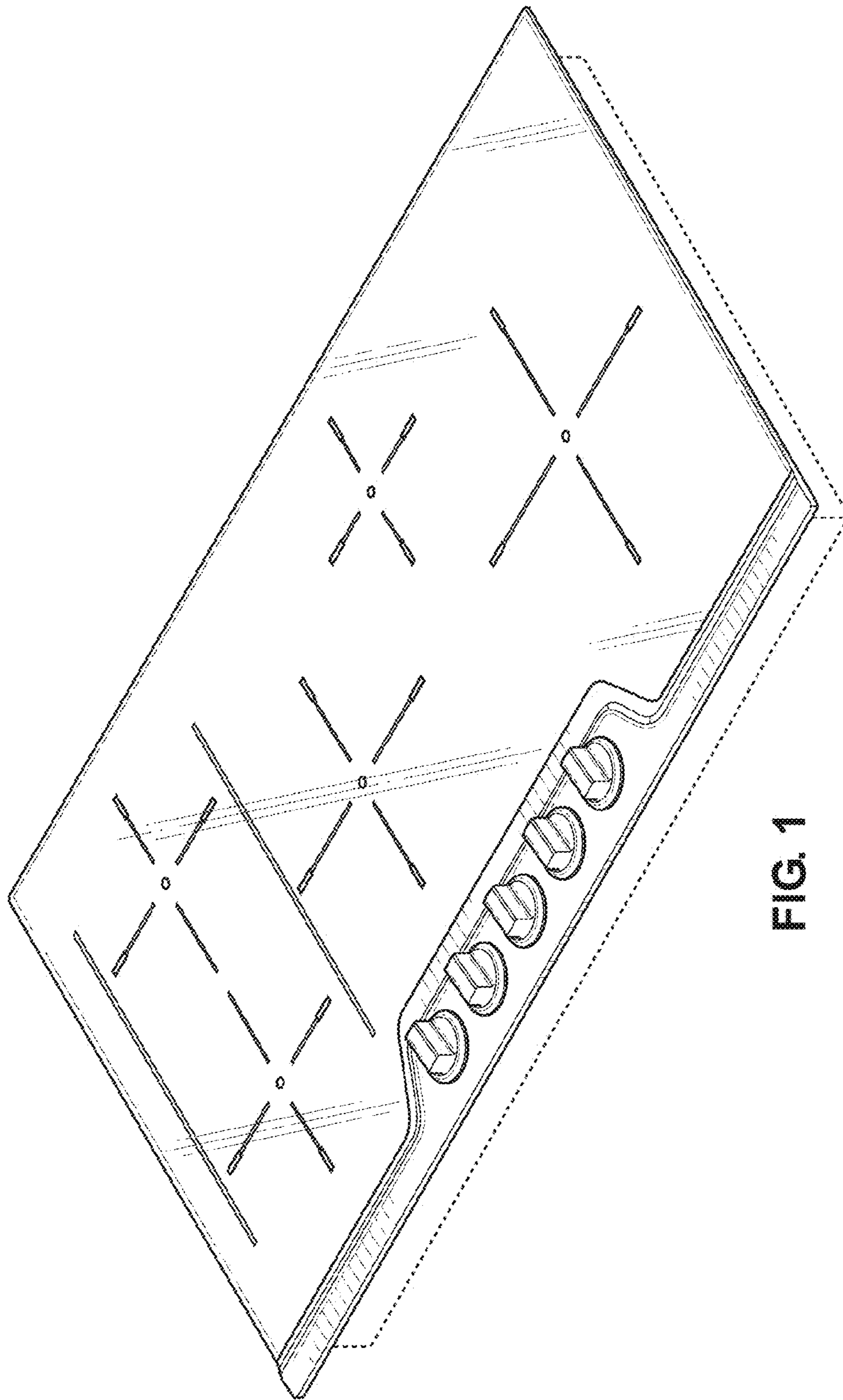


FIG. 1

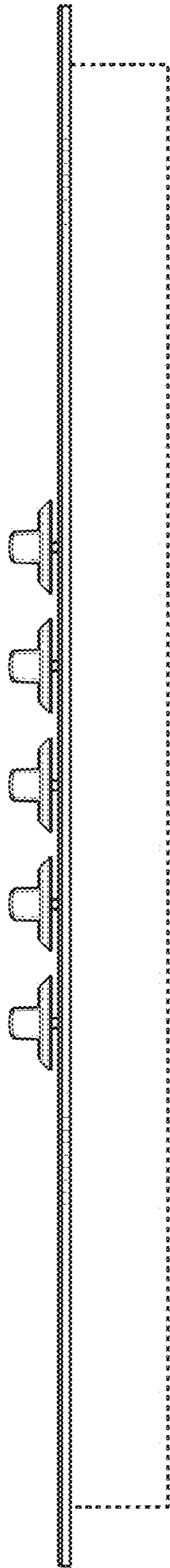


FIG. 2

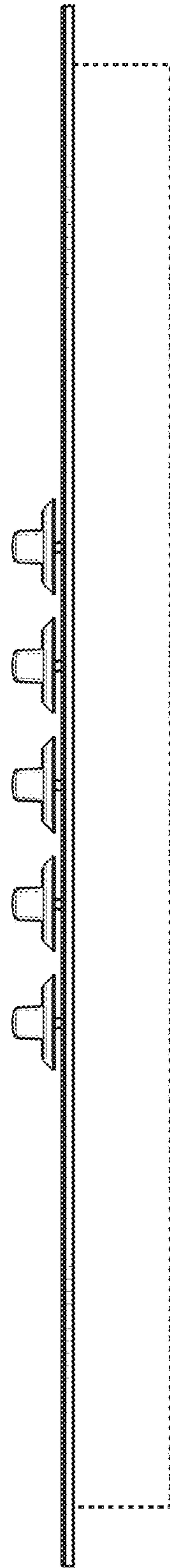


FIG. 3

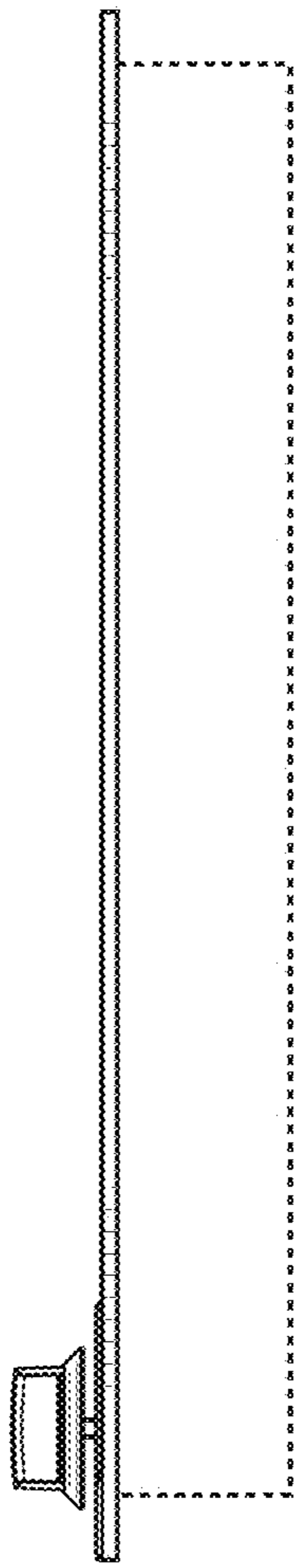


FIG. 4




FIG. 5

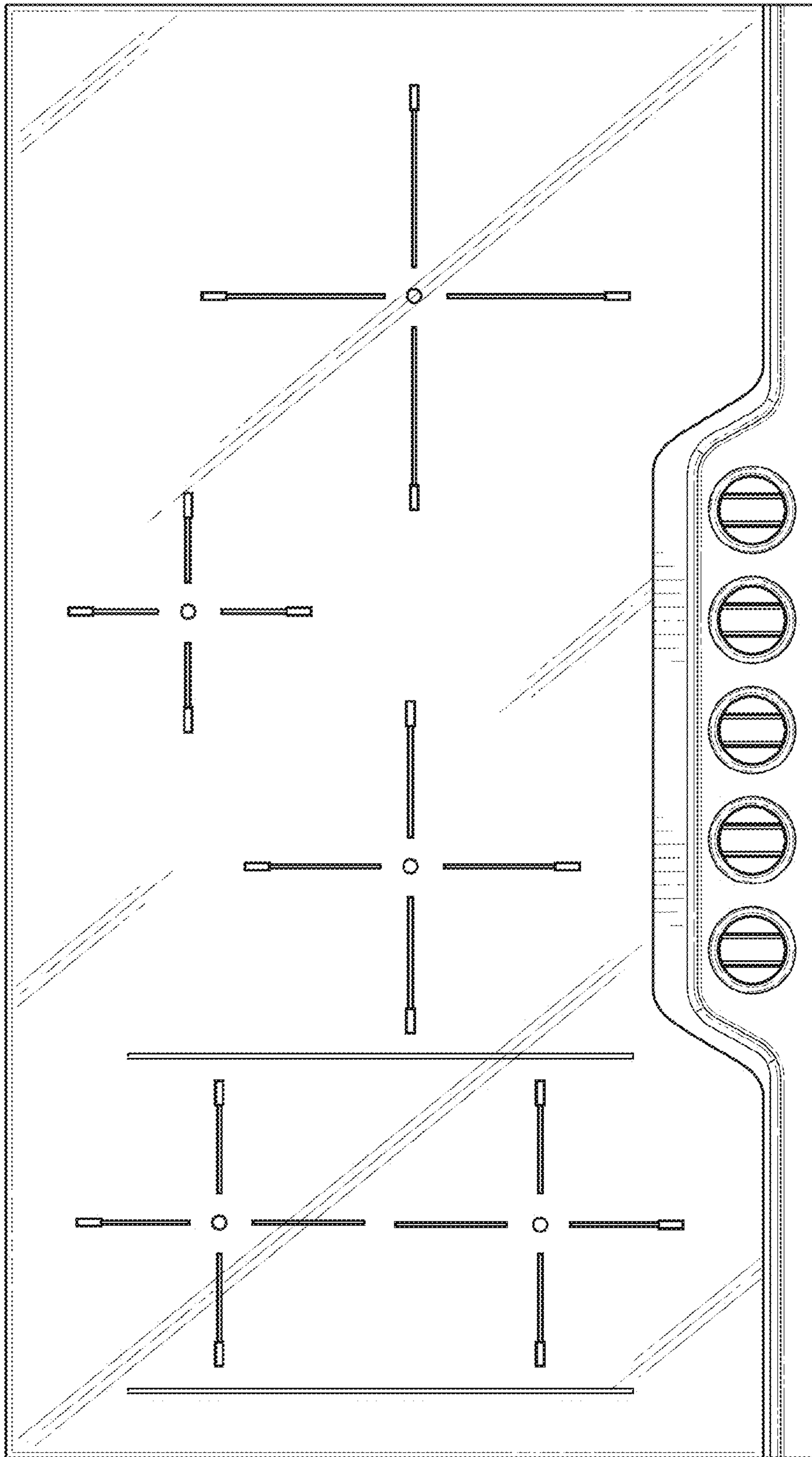


FIG. 6