



US00D778093S

(12) **United States Design Patent**  
**Zdanius**

(10) **Patent No.:** **US D778,093 S**

(45) **Date of Patent:** **\*\* Feb. 7, 2017**

(54) **CHAIR COMPONENT**

(71) Applicant: **Grimshaw Architects**, New York, NY  
(US)

(72) Inventor: **Casimir Algis Zdanius**, New York, NY  
(US)

(73) Assignee: **Grimshaw Architects**, New York, NY  
(US)

(\*\*) Term: **14 Years**

(21) Appl. No.: **29/487,255**

(22) Filed: **Apr. 7, 2014**

(51) **LOC (10) Cl.** ..... **06-04**

(52) **U.S. Cl.**  
USPC ..... **D6/716.1**

(58) **Field of Classification Search**  
USPC ..... D6/717, 717.2, 300, 349, 335, 334, 336,  
D6/371, 716.1, 716.2, 716.4, 716.8  
CPC ..... A47C 1/14; A47C 3/16-3/20; A47C 4/00;  
A47C 4/043; A47C 5/02; A47C 5/04;  
A47C 5/043; A47C 7/00; A47C 7/006;  
A47C 7/02; A47C 9/00; A47C  
9/002; A47C 9/007; A47C 9/025; A47C  
9/10; A47C 11/00; A47C 12/00; A47C  
13/00; A47C 16/00

See application file for complete search history.

(56) **References Cited**

**U.S. PATENT DOCUMENTS**

D203,251 S	*	12/1965	Barber	.....	5/636
D222,760 S	*	12/1971	Meyer	.....	D24/168
D375,989 S	*	11/1996	Jacobs	.....	D21/809
D640,973 S	*	7/2011	Katsaros	.....	D13/102
D694,563 S	*	12/2013	Skalka	.....	D6/716.1
D694,564 S	*	12/2013	Skalka	.....	D6/716.1
D696,884 S	*	1/2014	Skalka	.....	D6/716.1
D696,885 S	*	1/2014	Skalka	.....	D6/716.1
D697,350 S	*	1/2014	Skalka	.....	D6/716.1

D697,351 S	*	1/2014	Skalka	.....	D6/716.1
D697,352 S	*	1/2014	Skalka	.....	D6/716.1
D698,193 S	*	1/2014	Tufano	.....	D6/716.1
D707,842 S	*	6/2014	Li	.....	D24/215
D729,537 S	*	5/2015	Ferm	.....	D6/362
D736,542 S	*	8/2015	Fenton	.....	D6/601
D737,087 S	*	8/2015	Wood	.....	D6/716.1
9,144,314 B2	*	9/2015	Li	.....	A47C 7/021

(Continued)

**OTHER PUBLICATIONS**

Flexible Wood Seats, posted on dornob.com, no posted date given, no production date given, [online], [site visited Sep. 15, 2016], Available from Internet, <URL: <http://dornob.com/turning-tables-flexible-wood-seats-flip-into-work-surfaces/>>.\*

*Primary Examiner* — Eric Goodman

*Assistant Examiner* — Fitzgerald Butac

(74) *Attorney, Agent, or Firm* — Armstrong Teasdale LLP

(57) **CLAIM**

The ornamental design for a chair component, as shown and described.

**DESCRIPTION**

FIG. 1 is a perspective view of a chair component showing my new design;

FIG. 2 is a front elevational view thereof;

FIG. 3 is a rear elevational view thereof;

FIG. 4 is a right side elevational view thereof, and the left side elevational view is a mirror image of the right side elevational view;

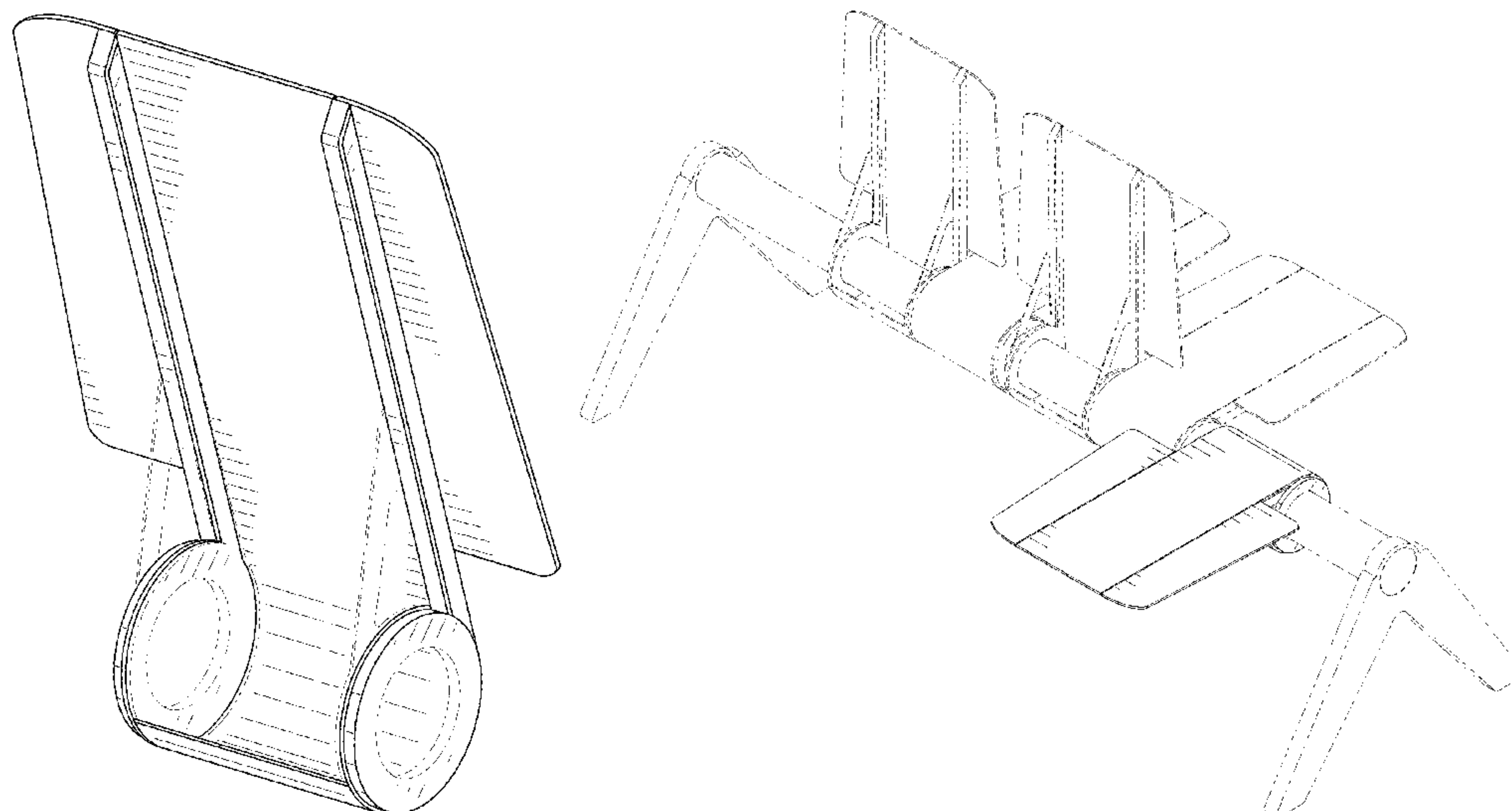
FIG. 5 is a top plan view thereof;

FIG. 6 is a bottom plan view thereof; and,

FIG. 7 is a perspective view thereof in an environment showing other chair components in various positions.

The broken line showing is for the purpose of illustrating environmental subject matter and forms no part of the claimed design.

**1 Claim, 7 Drawing Sheets**



(56)

**References Cited**

U.S. PATENT DOCUMENTS

D763,601 S \* 8/2016 Hill ..... D6/601  
2012/0204349 A1 \* 8/2012 Kuo ..... A47C 27/14  
5/419

\* cited by examiner

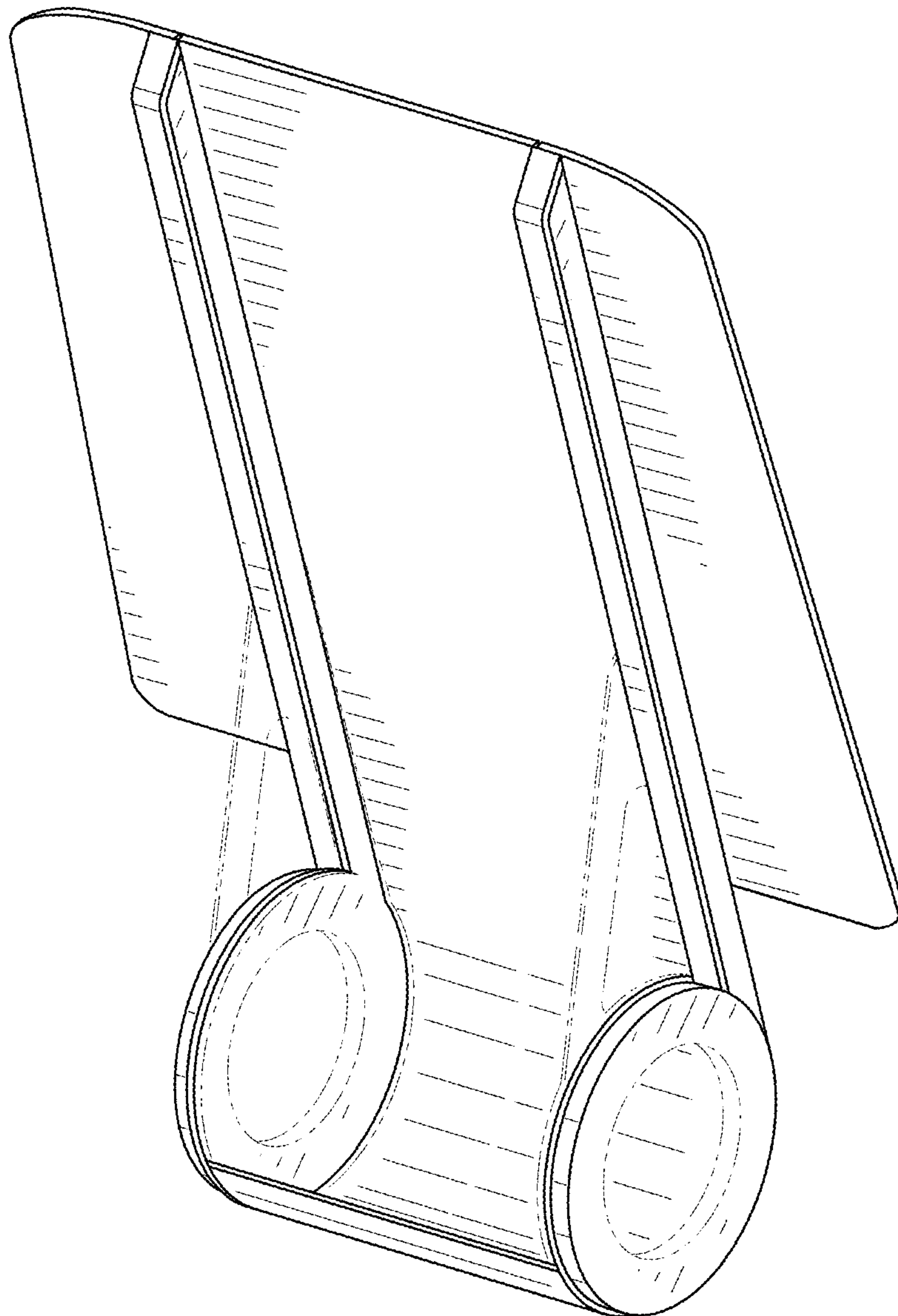


FIG. 1

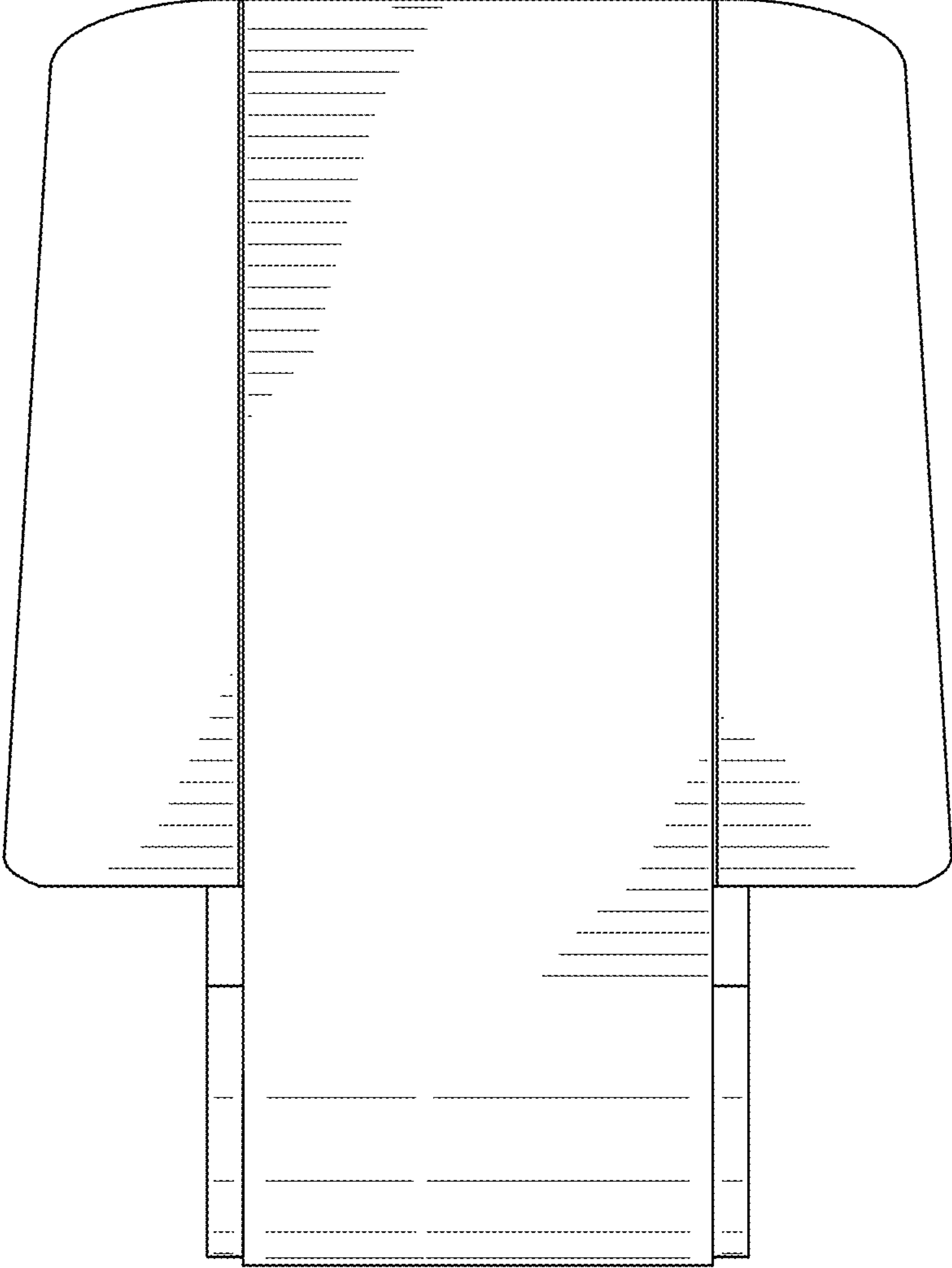


FIG. 2

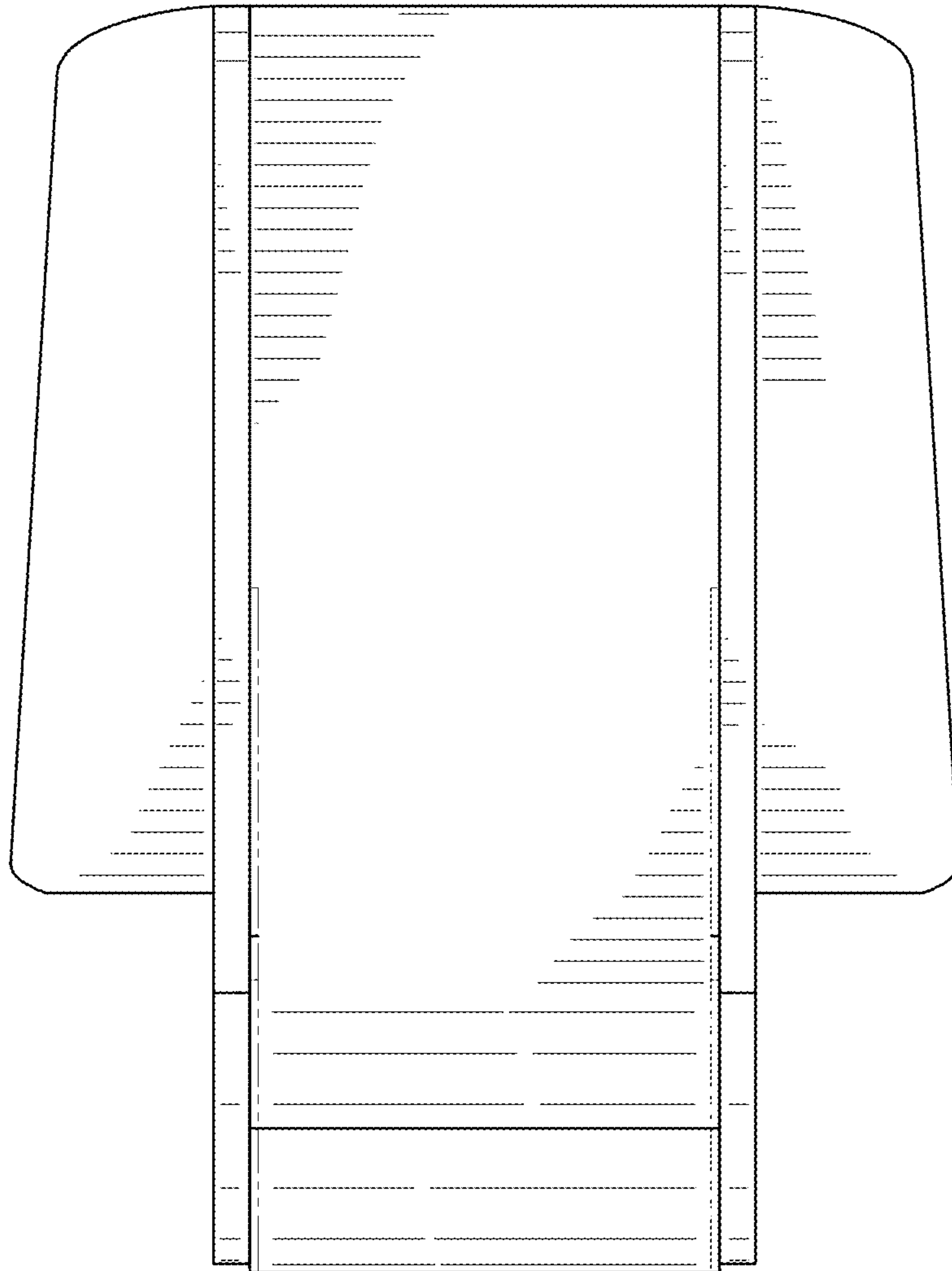


FIG. 3

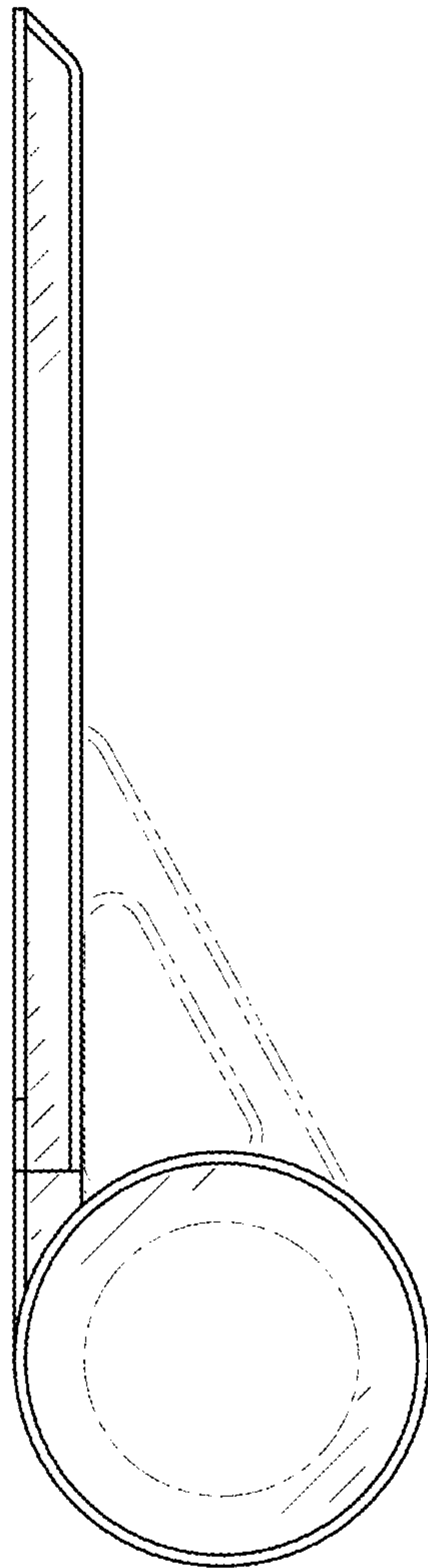


FIG. 4




FIG. 5




FIG. 6



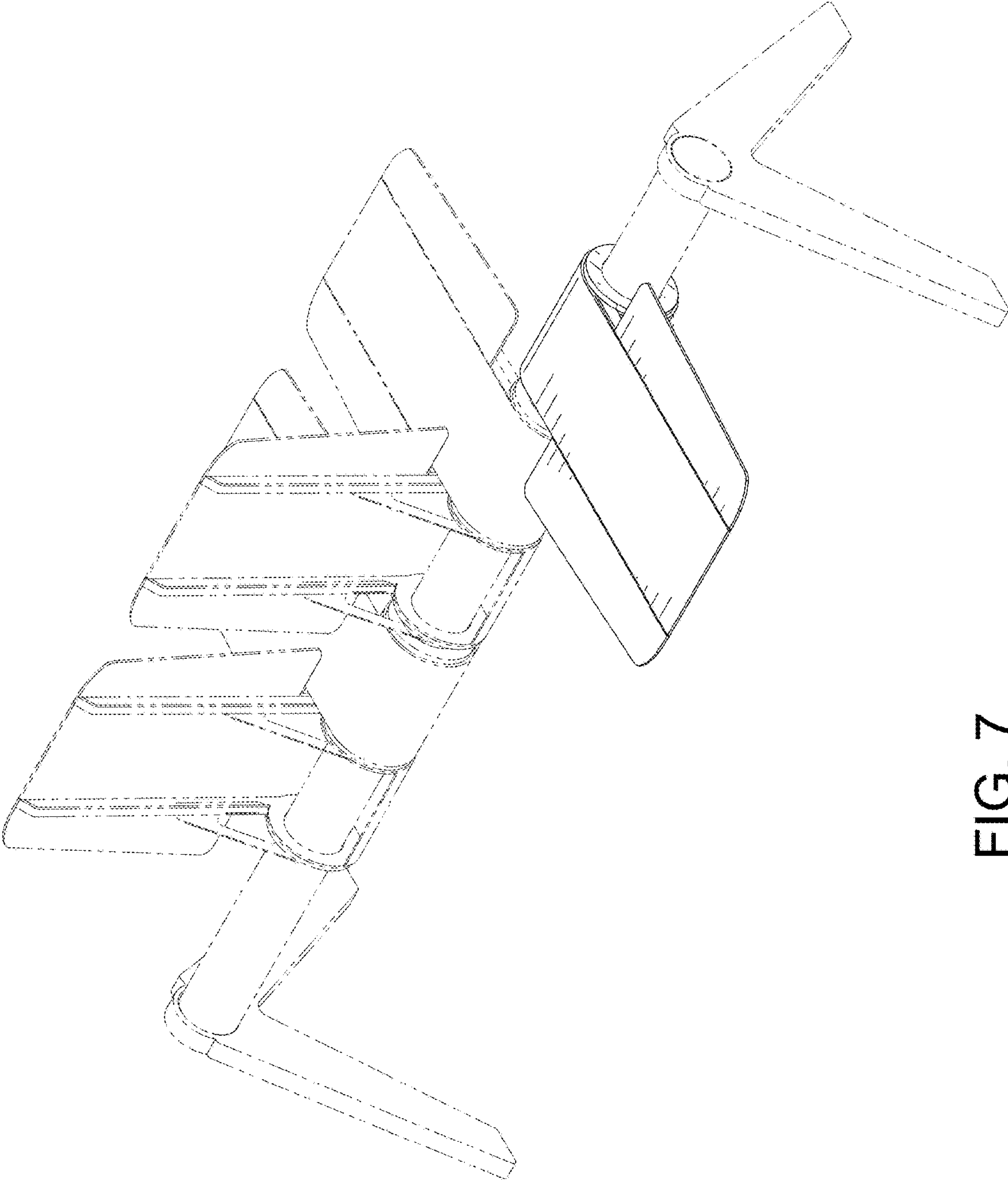


FIG. 7