



US00D778087S

(12) **United States Design Patent** (10) **Patent No.:** **US D778,087 S**  
**Mandon et al.** (45) **Date of Patent:** **\*\* Feb. 7, 2017**

(54) **DISPLAY STRUCTURE**  
 (71) Applicant: **Apple Inc.**, Cupertino, CA (US)  
 (72) Inventors: **Kully Kraig Mandon**, San Francisco, CA (US); **Casey Feeney**, Los Gatos, CA (US); **Jean-Marc Gady**, Los Altos, CA (US)  
 (73) Assignee: **Apple Inc.**, Cupertino, CA (US)

D567,535 S \* 4/2008 Hentschker ..... D6/675  
 D579,229 S \* 10/2008 De La Serve ..... D6/662  
 D590,630 S \* 4/2009 Singler ..... D6/663  
 D591,079 S \* 4/2009 Singler ..... D6/657  
 D591,979 S \* 5/2009 Singler ..... D6/672  
 D602,281 S \* 10/2009 Guidry ..... D6/642  
 D628,278 S \* 11/2010 Archiutti ..... D23/271  
 D679,521 S \* 4/2013 Hamm ..... D6/672  
 D693,156 S \* 11/2013 Hamm ..... D6/672  
 D769,021 S \* 10/2016 Green ..... D6/560  
 D770,203 S \* 11/2016 Thaler ..... D6/673

(\*\*) Term: **14 Years**

**FOREIGN PATENT DOCUMENTS**

(21) Appl. No.: **29/522,930**

JP 1418952 7/2011  
 WO DM041938 10/1997

(22) Filed: **Apr. 3, 2015**

\* cited by examiner

(51) **LOC (10) Cl.** ..... **06-04**

*Primary Examiner* — Ricky Pham

(52) **U.S. Cl.**  
 USPC ..... **D6/657**

(74) *Attorney, Agent, or Firm* — Sterne, Kessler, Goldstein & Fox P.L.L.C.

(58) **Field of Classification Search**  
 USPC ..... D6/370, 560, 570, 630, 642, 657, 659, D6/653.1, 660–661, 662–662.1, 663, 664, 671, D6/671.1, 672–673, 675, 675.2–675.4, D6/678.1–682.2, 703.1; D23/271–272  
 CPC ..... A47B 17/03; A47B 17/04; A47B 57/16; A47F 2/00; A47F 3/00; A47F 3/005; A47F 3/06; A47F 7/00; A47F 7/021; A47F 7/283; A47F 9/00; E04B 2002/7483; E04B 2002/7488  
 See application file for complete search history.

(57) **CLAIM**

The ornamental design for a display structure, as shown and described.

**DESCRIPTION**

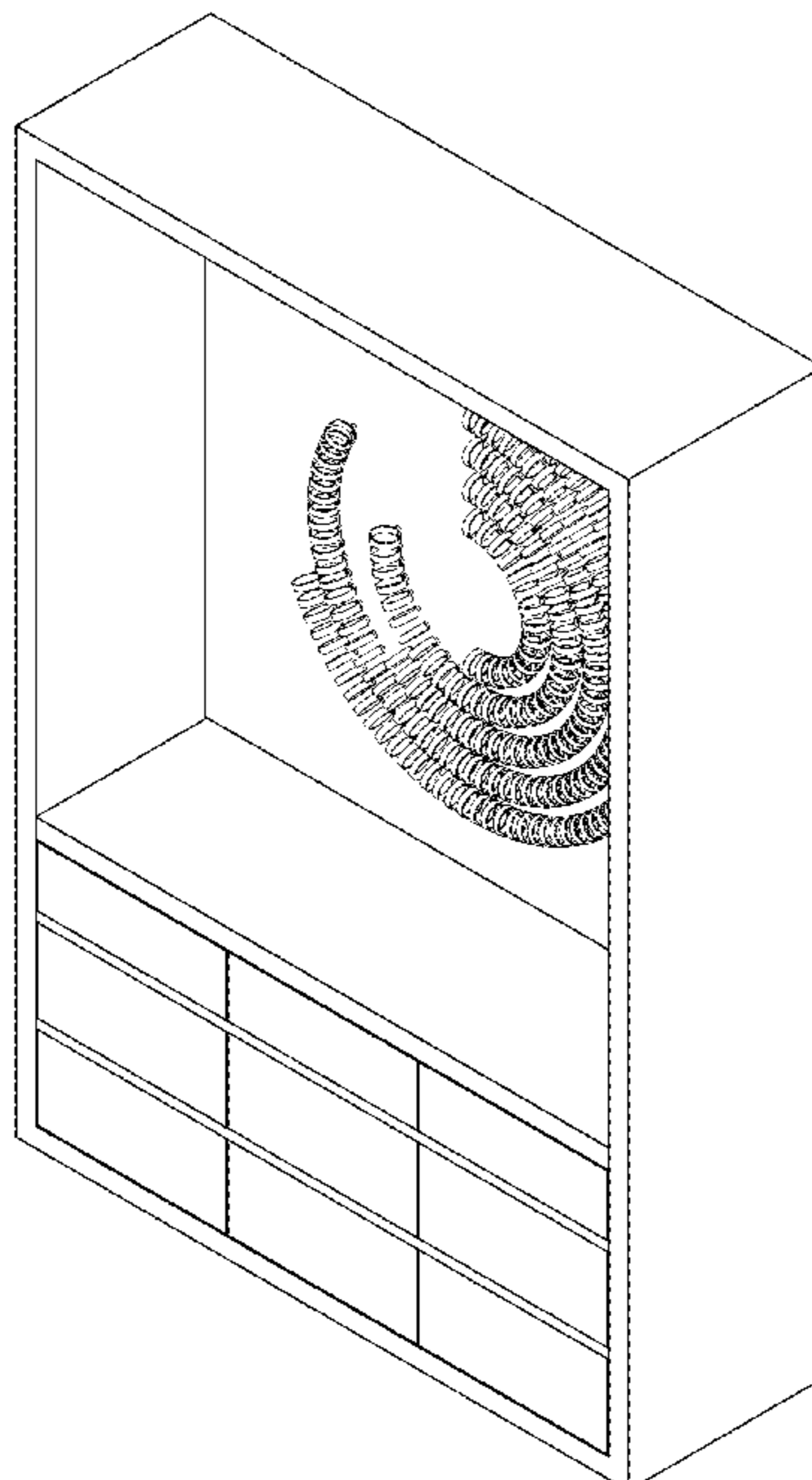
FIG. 1 is a top right front perspective view of a display structure showing our new design;  
 FIG. 2 is a bottom left front perspective view thereof;  
 FIG. 3 is a front view thereof;  
 FIG. 4 is a rear view thereof;  
 FIG. 5 is a left side view thereof;  
 FIG. 6 is a right side view thereof;  
 FIG. 7 is a top view thereof; and,  
 FIG. 8 is a bottom view thereof.

(56) **References Cited**

**U.S. PATENT DOCUMENTS**

D163,754 S \* 6/1951 Haupt ..... D23/272  
 D356,908 S \* 4/1995 Johansson ..... D6/661

**1 Claim, 6 Drawing Sheets**



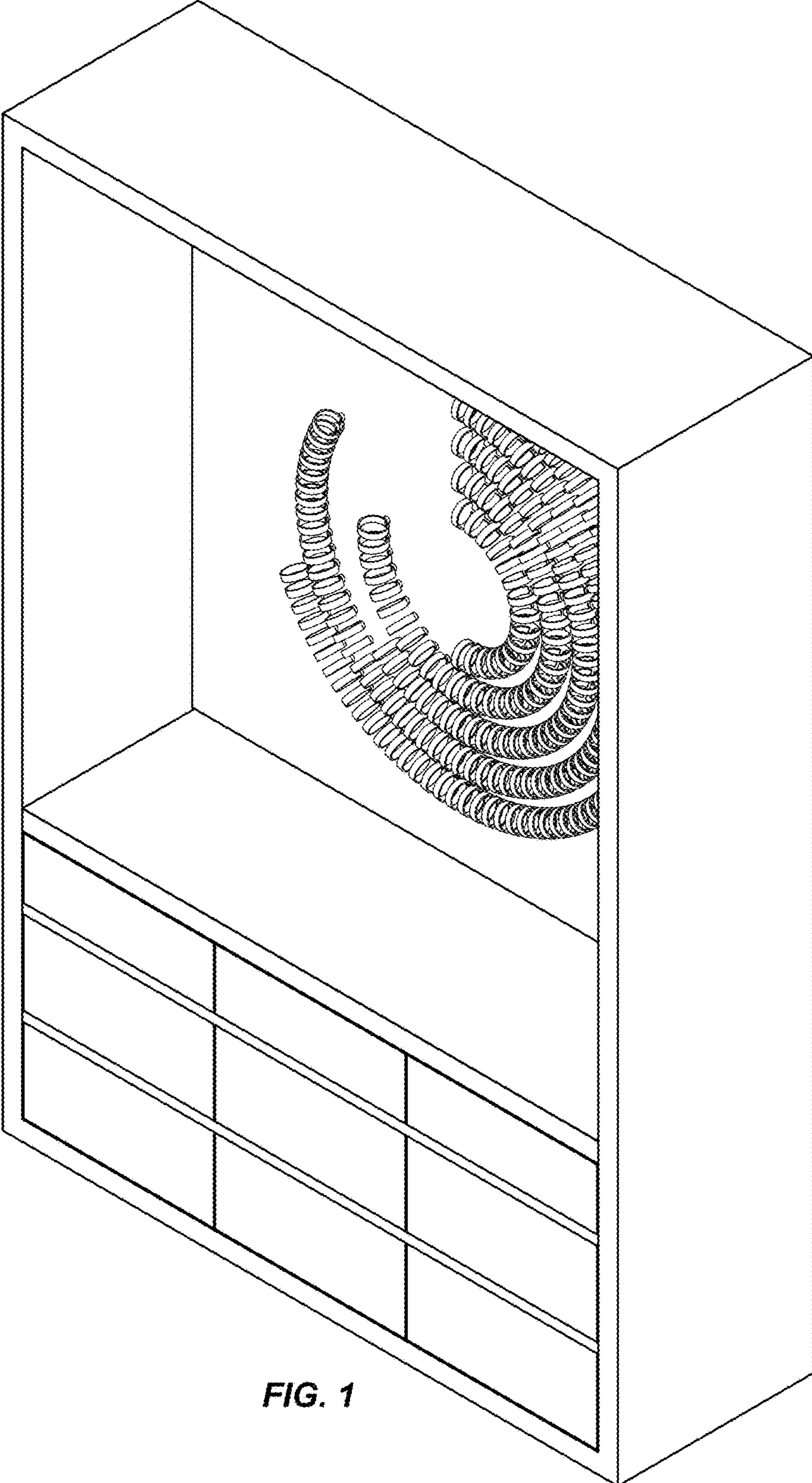


FIG. 1

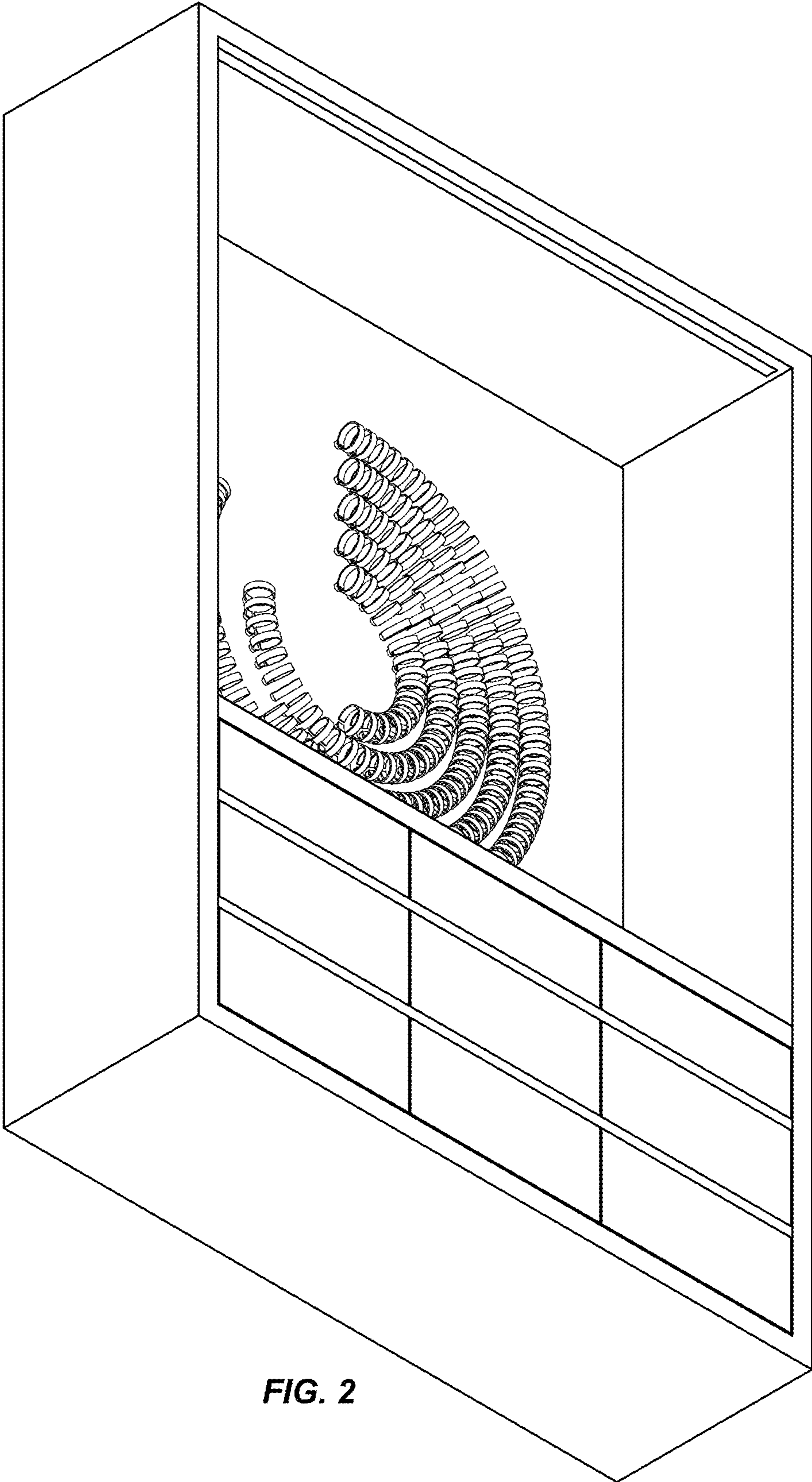
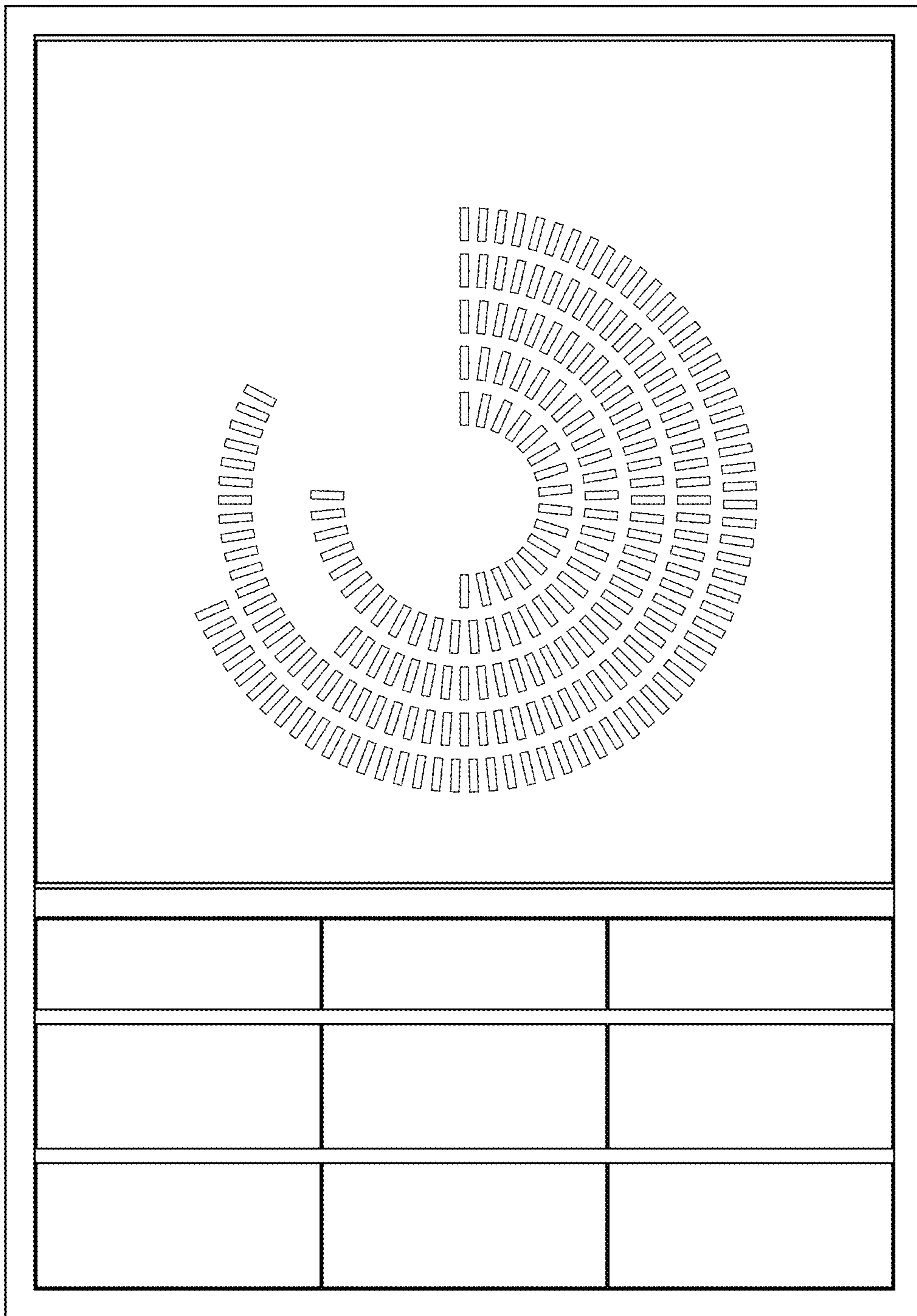




FIG. 2




**FIG. 3**



***FIG. 4***




***FIG. 5***



***FIG. 6***



***FIG. 7***



***FIG. 8***

UNITED STATES PATENT AND TRADEMARK OFFICE  
**CERTIFICATE OF CORRECTION**

PATENT NO. : D778,087 S  
APPLICATION NO. : 29/522930  
DATED : February 7, 2017  
INVENTOR(S) : Mandon et al.

Page 1 of 1

It is certified that error appears in the above-identified patent and that said Letters Patent is hereby corrected as shown below:

On the Title Page

Item (72), in the Inventors section, replace:

“Kully Kraig MANDON, San Francisco, CA (US); Casey FEENEY, Los Gatos, CA (US); Jean-Marc GADY, Los Altos, CA (US)”

With:

--Kully Kraig MANDON, San Francisco, CA (US); Casey FEENEY, Los Gatos, CA (US); Jean-Marc GADY, Los Altos, CA (US); Bridget CINQUEGRANO, San Francisco, CA (US)--

Signed and Sealed this  
Twenty-seventh Day of June, 2023



Katherine Kelly Vidal  
*Director of the United States Patent and Trademark Office*