

US00D778077S

(12) **United States Design Patent** (10) **Patent No.:** **US D778,077 S**
Wang et al. (45) **Date of Patent:** **** Feb. 7, 2017**

(54) **MASSAGE ARMCHAIR**
(71) Applicant: **Zhejiang Henglin Chair Industry Co., Ltd.**, Anji County, Zhejiang (CN)
(72) Inventors: **Jianglin Wang**, Anji County Zhejiang (CN); **Zebin Dai**, Anji County Zhejiang (CN)
(73) Assignee: **ZHEJIANG HENGLIN CHAIR INDUSTRY CO., LTD.**, Anji County, Zhejiang Province (CN)
(**) Term: **15 Years**

2,989,112 A * 6/1961 Sonnleitner A47C 3/12
297/445.1
3,804,459 A * 4/1974 Nose A47D 13/102
297/271.6
3,999,801 A * 12/1976 Walters A47C 3/12
297/452.14
4,371,206 A * 2/1983 Johnson, Jr. A47D 13/102
297/270.5
D268,631 S * 4/1983 Johnson, Jr. D6/348
D549,971 S * 9/2007 Jourdan D6/344
D578,313 S * 10/2008 Austen D6/334
7,575,276 B1 * 8/2009 Henry B60N 2/2821
297/256.12
D653,464 S * 2/2012 Ou D6/348
D736,008 S * 8/2015 Bosman D6/375
D763,586 S * 8/2016 Arruda D6/348

(21) Appl. No.: **29/546,924**
(22) Filed: **Nov. 27, 2015**
(30) **Foreign Application Priority Data**

* cited by examiner
Primary Examiner — Mimosa De
(74) *Attorney, Agent, or Firm* — Global IP Services;
Tianhua Gu

May 28, 2015 (CN) 2015 3 0167895
(51) **LOC (10) Cl.** **06-01**
(52) **U.S. Cl.**
USPC **D6/348**
(58) **Field of Classification Search**
USPC D6/333, 334, 335, 336, 344, 348, 375,
D6/716, 716.1, 716.4; D21/412
CPC A47C 3/029; A47C 3/12; A47D 13/10;
A47D 13/102; A47D 13/105; A47D
13/107; B60N 2/686; B60N
2/2821; A61H 1/003; A61H 2201/1669;
A61H 15/0078
See application file for complete search history.

(57) **CLAIM**
The ornamental design for a massage armchair, as shown and described.

(56) **References Cited**
U.S. PATENT DOCUMENTS
D136,165 S * 8/1943 Reach D21/412

DESCRIPTION
FIG. 1 is a front elevation view of a massage armchair showing our new design;
FIG. 2 is a rear elevation view thereof;
FIG. 3 is a left side elevation view thereof;
FIG. 4 is a right side elevation view thereof;
FIG. 5 is a top plan view thereof;
FIG. 6 is a front perspective view thereof; and,
FIG. 7 is a rear perspective view thereof.

1 Claim, 7 Drawing Sheets



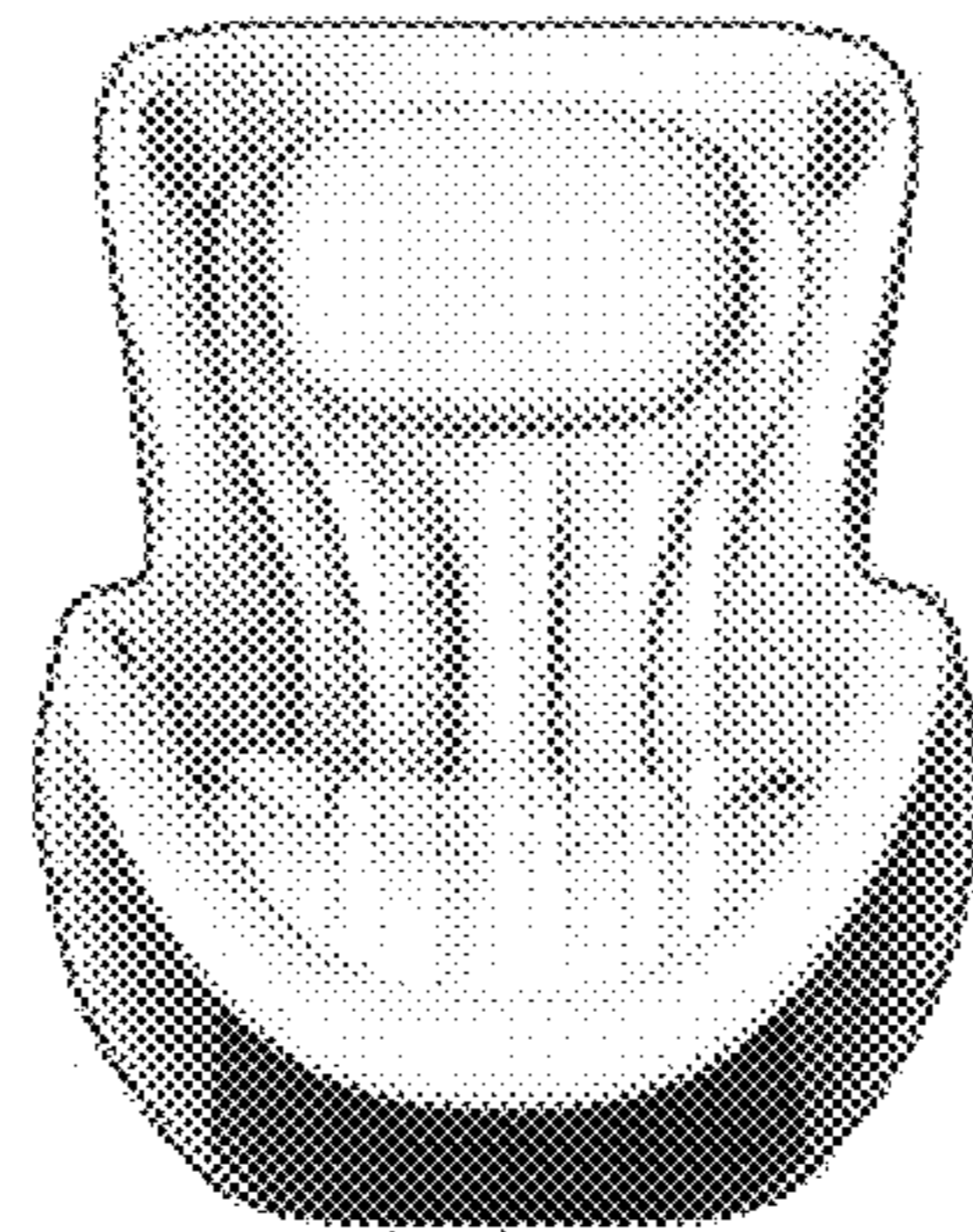


FIG. 1




FIG. 2




FIG. 3




FIG. 4




FIG. 5



FIG. 6



FIG. 7