



US00D778075S

(12) **United States Design Patent**
Holbrook

(10) **Patent No.:** **US D778,075 S**

(45) **Date of Patent:** **** Feb. 7, 2017**

- (54) **MODULAR OFFICE PARTITION**
- (71) Applicant: **Prospect Furniture LLC**, Pasadena, CA (US)
- (72) Inventor: **Richard Holbrook**, Pasadena, CA (US)
- (**) Term: **15 Years**
- (21) Appl. No.: **29/583,274**
- (22) Filed: **Nov. 3, 2016**

- 3,999,342 A * 12/1976 Kaulfuss E04B 2/7425
52/239
- 4,516,620 A 5/1985 Mulhern
- D304,529 S * 11/1989 Hontz D6/332
- D353,946 S * 1/1995 Fischer D25/58
- D354,818 S * 1/1995 Johnson D25/58
- 5,642,593 A 7/1997 Shieh
- D392,114 S 3/1998 Thorp
- D405,976 S 2/1999 Beall
- 5,937,883 A 8/1999 Camara
- 6,293,328 B1 9/2001 Fremont
- D449,169 S * 10/2001 Bennie D6/332

(Continued)

Related U.S. Application Data

- (62) Division of application No. 29/574,421, filed on Aug. 15, 2016.
- (51) **LOC (10) Cl.** **06-06**
- (52) **U.S. Cl.**
USPC **D6/332**
- (58) **Field of Classification Search**
USPC D6/332, 643, 643.1, 648, 717; D25/58;
D23/406
CPC E04B 2/74; E04B 2/7401; E04B 2/7405;
E04B 2/7407; E04B 2/7416; E04B
2/7422; E04B 2/7425; E04B
2/7427; E04B 2/7433; E04B
2/7437; E04B 2/7438; E04B 2002/7487;
E04B 2/76; E04B 2/766; E04B
2/7809; A47B 2220/02; A47G 5/00
See application file for complete search history.

References Cited

U.S. PATENT DOCUMENTS

- 1,430,672 A 10/1922 Mount
- 2,371,300 A 5/1942 Kaufman
- 2,324,398 A * 7/1943 Kahr A47G 5/00
135/119
- 2,577,667 A * 12/1951 Waite A47G 5/00
139/416
- 3,592,289 A 7/1971 Aysta
- 3,713,474 A 1/1973 Orlando

FOREIGN PATENT DOCUMENTS

EP 0698699 8/2000

OTHER PUBLICATIONS

Orangebox.com, Apr. 7, 2016, Internet printout: http://www.orangebox.com/product_range/pods_and_screens.

Primary Examiner — Vy Koenig
Assistant Examiner — Kimberly Barnes
(74) *Attorney, Agent, or Firm* — Vested Law LLP

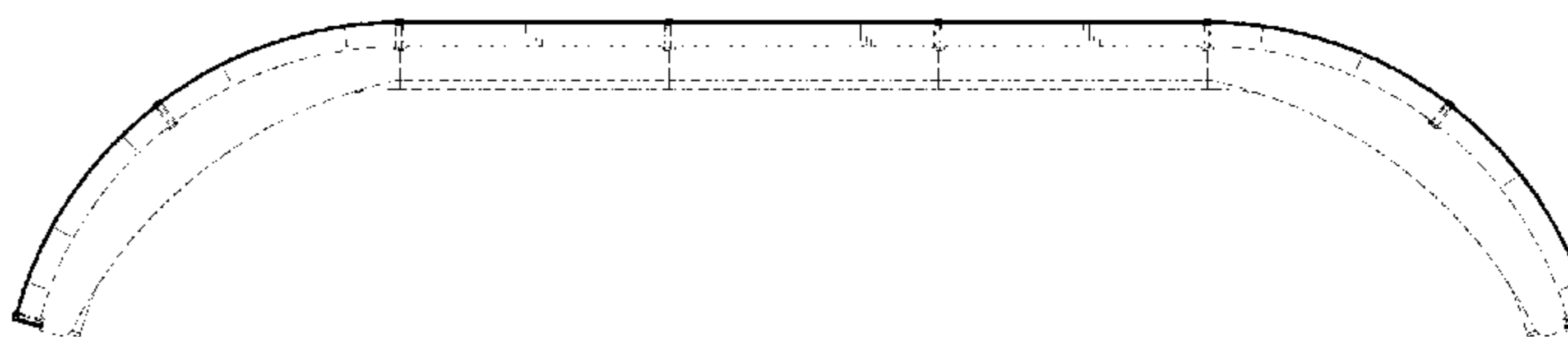
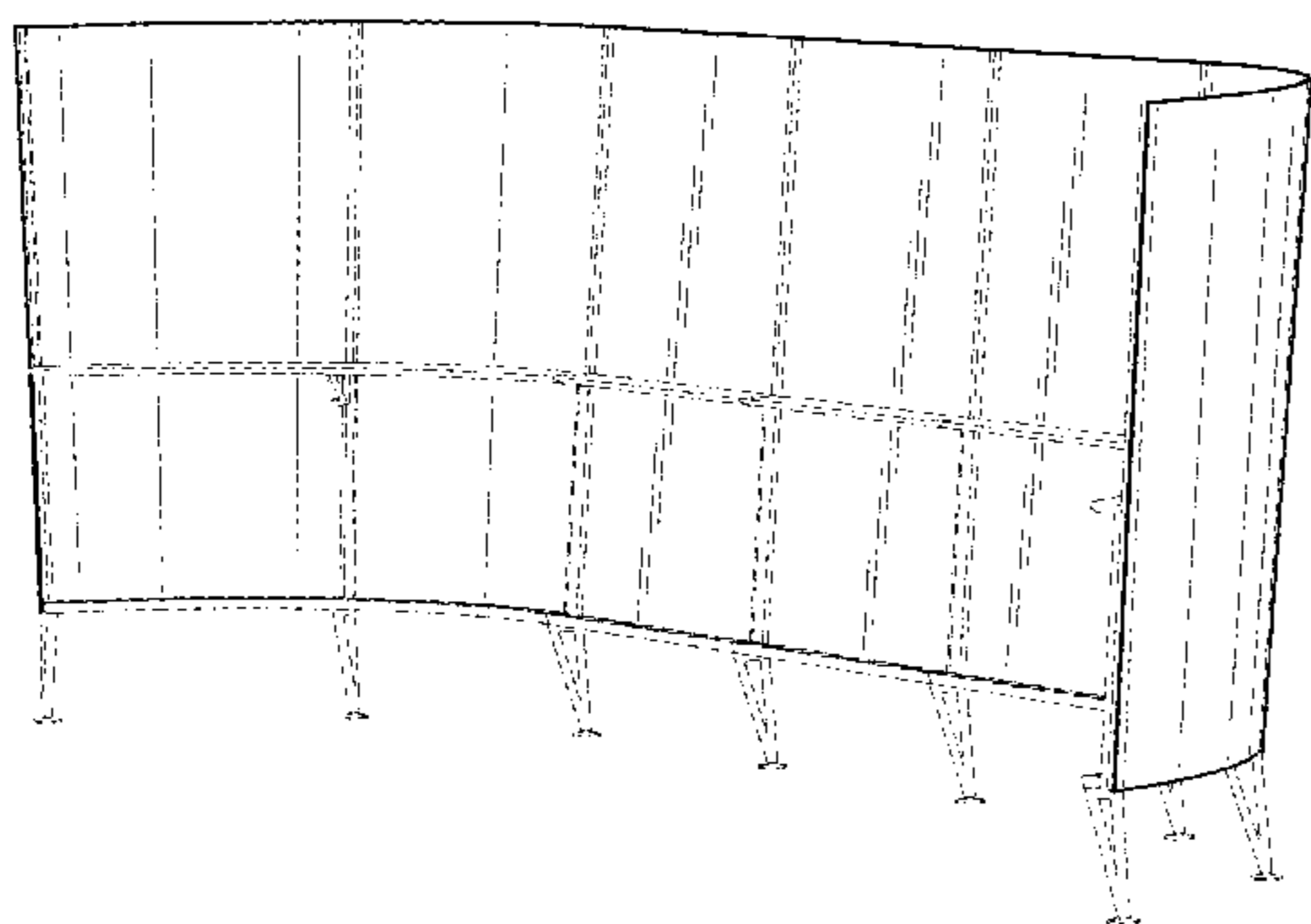
(57) **CLAIM**

The ornamental design for a modular office partition, as shown and described.

DESCRIPTION

FIG. 1 is a perspective view embodying the inventive design;
FIG. 2 is a front view thereof;
FIG. 3 is a left view thereof;
FIG. 4 is a rear view thereof;
FIG. 5 is a top view thereof; and,
FIG. 6 is a bottom view thereof.
The broken lines are directed to portions of the modular office partition that form no part of the claimed design.

1 Claim, 5 Drawing Sheets



(56)

References Cited

U.S. PATENT DOCUMENTS

D450,465 S	11/2001	Overthun		D651,416 S	1/2012	Martin	
6,332,295 B1	12/2001	Spielhoff		8,893,762 B2 *	11/2014	Ryan	E04B 2/7425 160/135
6,516,571 B1	2/2003	Overthun		D740,784 S *	10/2015	O'Polka	D14/204
D481,546 S *	11/2003	Dowd	D6/332	D758,115 S *	6/2016	McKenna	D6/717
D481,886 S *	11/2003	Fahnstrom	D6/643	D758,776 S *	6/2016	McKenna	D6/717
D497,486 S *	10/2004	Quiel	D6/332	9,403,400 B2 *	8/2016	McManus	A47B 97/04
D513,564 S	1/2006	Nobles		2004/0035074 A1	2/2004	Stanescu	
D520,263 S *	5/2006	Nobles	D6/332	2005/0000168 A1	1/2005	Wright	
D525,460 S	7/2006	Nobles		2005/0016081 A1 *	1/2005	Gomree	A47B 13/04 52/36.1
D536,540 S *	2/2007	Partridge	D6/332	2005/0140184 A1 *	6/2005	Williams	A47C 13/00 297/135
D538,060 S *	3/2007	Golino	D6/643	2008/0173779 A1	7/2008	Beno	
7,231,954 B2	6/2007	Green		2008/0190043 A1 *	8/2008	Beckmann	A47H 21/00 52/64
D559,564 S	1/2008	Bakker		2010/0051211 A1 *	3/2010	Chen	E04B 2/7427 160/135
D559,565 S	1/2008	Bakker		2015/0007516 A1	1/2015	Glick	
7,520,370 B2 *	4/2009	Gudim	E04B 1/8209 181/284				
7,975,445 B2	7/2011	Parshad					

* cited by examiner

Fig. 1

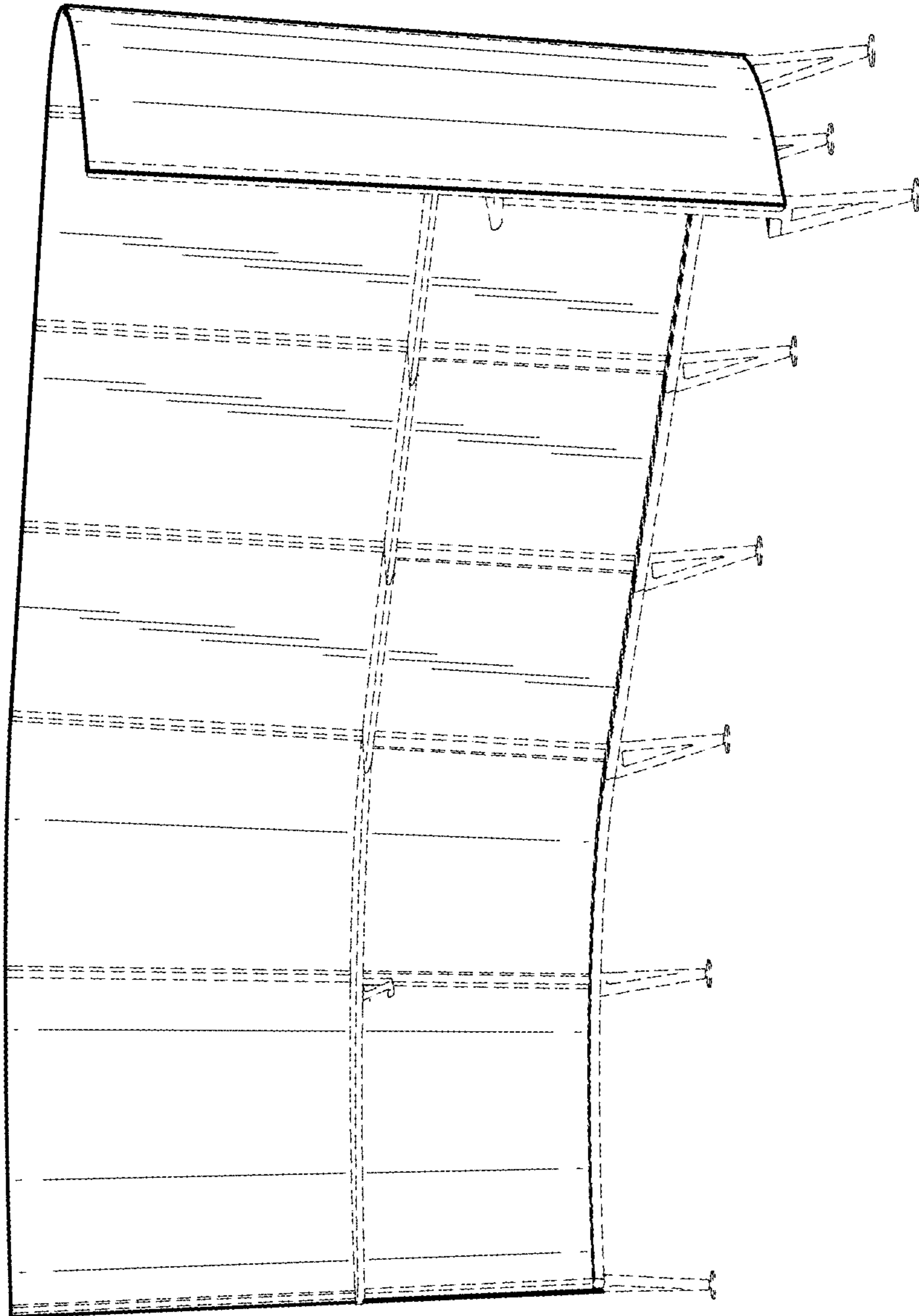


Fig. 2




Fig. 3

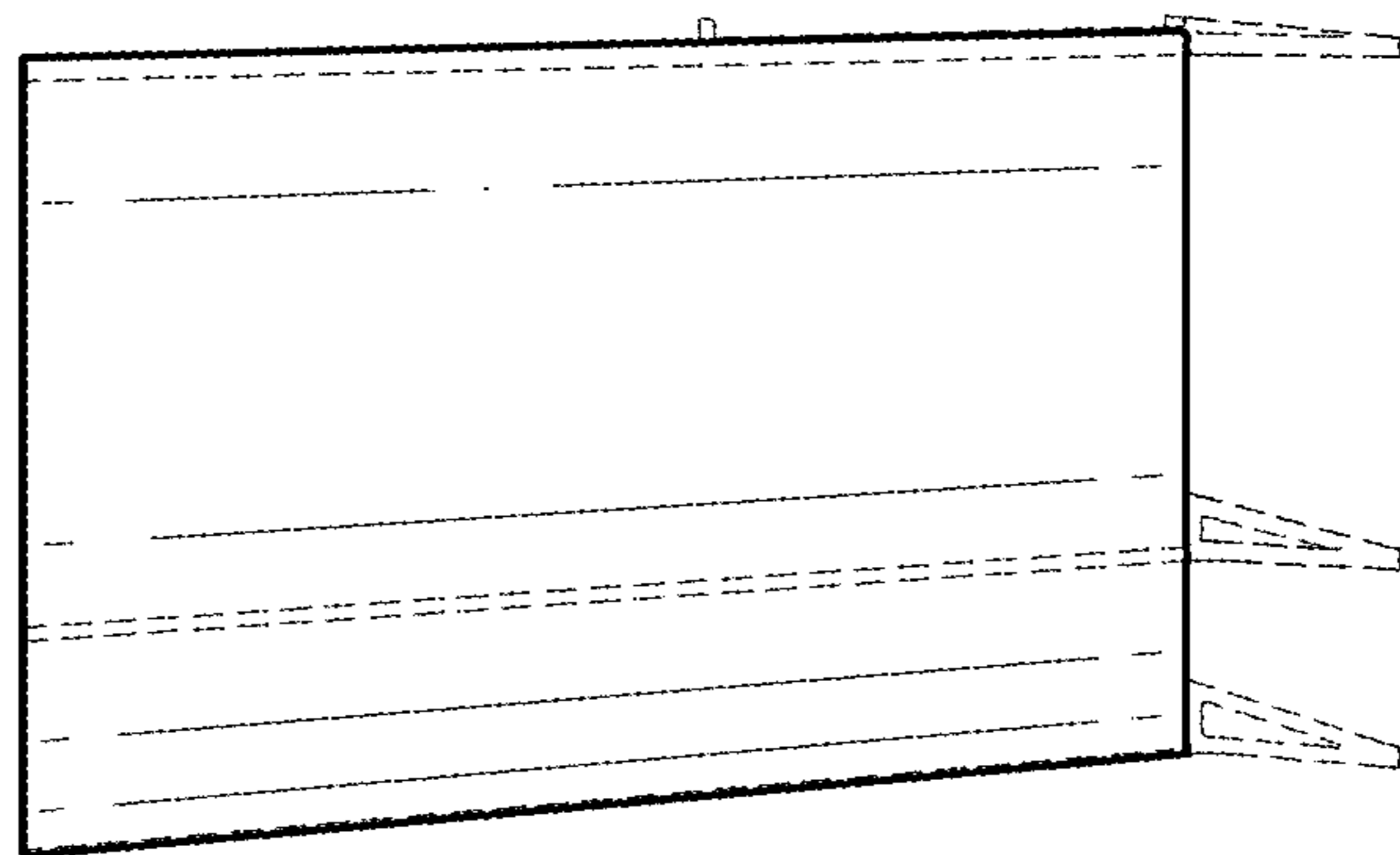


Fig. 4

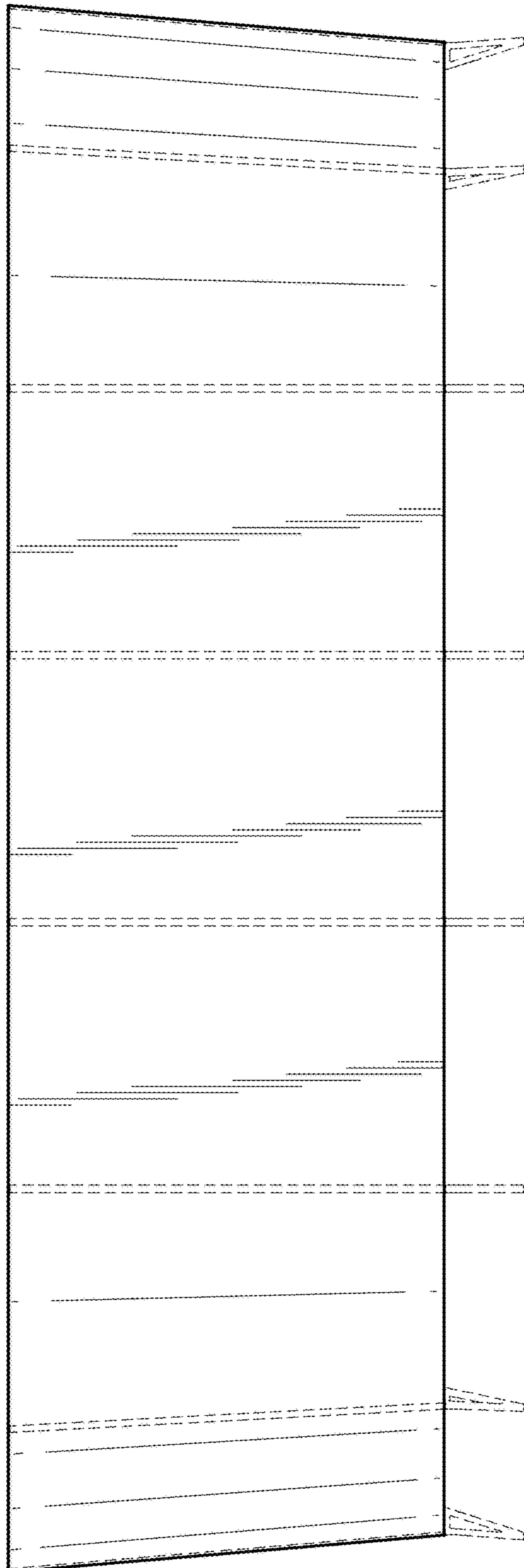


Fig. 5




Fig. 6

