



US00D778073S

(12) **United States Design Patent** (10) **Patent No.:** **US D778,073 S**
Sandgrund (45) **Date of Patent:** **** Feb. 7, 2017**

(54) **SHELF**
(71) Applicant: **David Michael Sandgrund**, New York, NY (US)
(72) Inventor: **David Michael Sandgrund**, New York, NY (US)

D157,460 S 2/1950 Ziolkowski et al.
2,937,759 A 5/1960 Smith
D242,513 S * 11/1976 Schweitzer D6/572
D257,195 S 10/1980 Swett et al.
D289,353 S 4/1987 Davis et al.
D301,407 S 6/1989 Boeri
(Continued)

(**) Term: **15 Years**

FOREIGN PATENT DOCUMENTS

(21) Appl. No.: **29/538,373**

EM 02449587-0001 4/2014
FR 616 335 A 1/1927
FR 2 182 318 A5 12/1973

(22) Filed: **Sep. 3, 2015**

OTHER PUBLICATIONS

(51) **LOC (10) Cl.** **06-08**

International Searching Authority (PCT), International Search Report, Sep. 19, 2014.
(Continued)

(52) **U.S. Cl.**
USPC **D6/327; D6/705.1**

(58) **Field of Classification Search**

USPC D6/315-328, 553, 567, 569, 570, 572, D6/574, 702, 703.1, 705, 705.1, 705.2, D6/705.5, 706, 707, 707.2; 223/85-98; 211/10, 13.1, 16, 45, 48, 49.1, 71.01, 211/85.11, 85.3, 87.01, 90.02, 94.01, 211/94.02, 94.03, 117; 108/28, 59, 64, 108/91, 106, 107, 144.11, 147.11, 108/147.17; D8/380, 381
CPC A47G 25/28; A47G 25/746; A47G 25/26; A47G 25/0664; A47F 7/163; A47F 5/0846; A47F 5/0892; A47F 5/0006; A47F 5/0018; A47F 7/19; A47F 7/24; A47F 5/0093; A47F 7/281; A47F 5/0043; A47F 1/04; A47F 7/0007; A47F 5/06; A47B 81/00; A47B 57/42; A47B 96/027; A47B 87/02; A47B 81/007; A47B 57/30; A47B 96/02; A47B 47/021

See application file for complete search history.

Primary Examiner — Derrick Holland
Assistant Examiner — Lauren Calve
(74) *Attorney, Agent, or Firm* — Ladas & Parry LLP

(57) **CLAIM**

I claim the ornamental design for a shelf, as shown and described.

DESCRIPTION

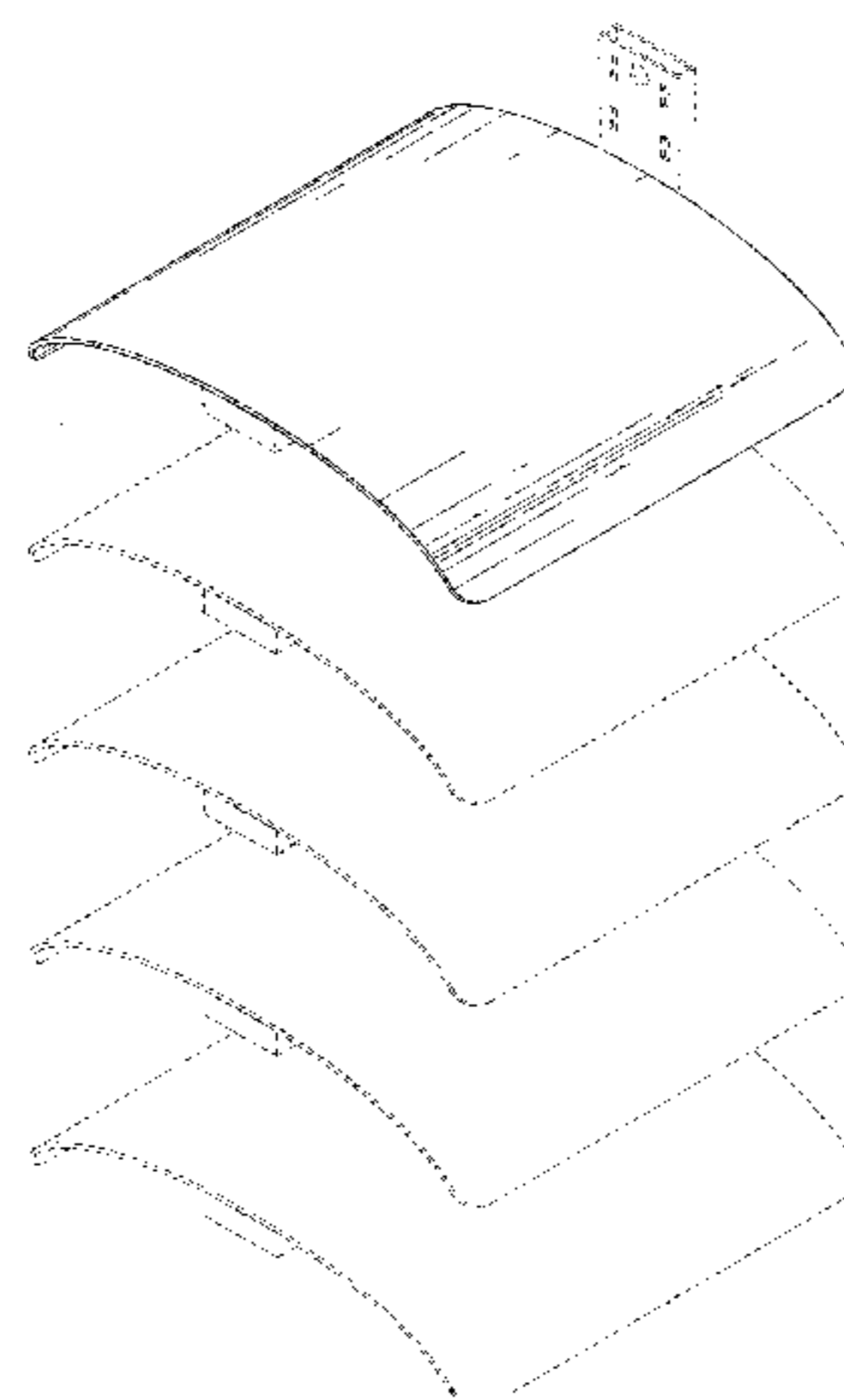
FIG. 1 is a perspective view showing my new design for a shelf.
FIG. 2 is a front view thereof.
FIG. 3 is a rear view thereof.
FIG. 4 is a right side view thereof.
FIG. 5 is a left side view thereof.
FIG. 6 is a top view thereof.
FIG. 7 is a bottom view thereof.
FIG. 8 is a bottom view thereof taken along the line 8-8 shown in FIG. 4.
FIG. 9 is a second perspective view thereof, shown in an alternative configuration; and,
FIG. 10 is a third perspective view thereof, shown in environmental use.

(Continued)

(56) **References Cited**

U.S. PATENT DOCUMENTS

378,201 A 2/1888 Jacoby
1,446,036 A 2/1923 William
1,554,137 A 9/1925 Slifkin
1,978,494 A * 10/1934 Junkers E04C 2/08
297/452.65



The broken lines shown represent unclaimed subject matter and form no part of the claimed design.

1 Claim, 9 Drawing Sheets

(56)

References Cited

U.S. PATENT DOCUMENTS

5,050,744	A	9/1991	Floyd	
D371,870	S	7/1996	Sylvester	
5,865,325	A	2/1999	Comstock	
D423,840	S *	5/2000	Carville D6/705.1
6,189,706	B1	2/2001	Akins	
6,591,996	B1	7/2003	Wu	
D503,046	S	3/2005	Caiazza	
6,955,270	B2	10/2005	Lay et al.	
D587,022	S	2/2009	Goodman et al.	
7,891,305	B2 *	2/2011	Newbould A47B 55/02 108/152
8,141,720	B2	3/2012	Kellogg et al.	
8,863,386	B2 *	10/2014	Cogliati F24J 2/145 126/694
D740,038	S *	10/2015	Sandgrund D6/327
D765,997	S *	9/2016	Sandgrund D6/327
2002/0134742	A1	9/2002	Huang	
2006/0238428	A1 *	10/2006	Schmitt H01Q 1/1207 343/713
2007/0241072	A1	10/2007	Bryant et al.	
2008/0121146	A1	5/2008	Burns et al.	

2009/0091230	A1 *	4/2009	Picken A47B 96/021 312/408
2009/0188877	A1 *	7/2009	Stewart F25D 25/024 211/71.01
2009/0194495	A1	8/2009	Kellogg et al.	
2010/0295424	A1 *	11/2010	Alexander A47F 1/087 312/109
2012/0080390	A1 *	4/2012	Schulman A47B 17/06 211/11
2013/0160495	A1 *	6/2013	Berrada Sounni C03B 40/005 65/273
2014/0125913	A1 *	5/2014	Lee G02F 1/133615 349/58
2014/0284291	A1	9/2014	Sandgrund	
2014/0355805	A1 *	12/2014	Park H04N 5/64 381/333
2016/0061422	A1 *	3/2016	Evenson F21V 19/003 362/382
2016/0102674	A1 *	4/2016	Hancock B21D 22/02 416/223 R
2016/0176596	A1 *	6/2016	Kuipers B65D 57/00 211/85.3
2016/0293149	A1 *	10/2016	Mael G10D 1/08
2016/0306204	A1 *	10/2016	Shin G02F 1/133308

OTHER PUBLICATIONS

International Searching Authority (PCT), Written Opinion of the International Searching Authority, Sep. 19, 2014.

* cited by examiner

FIG. 1

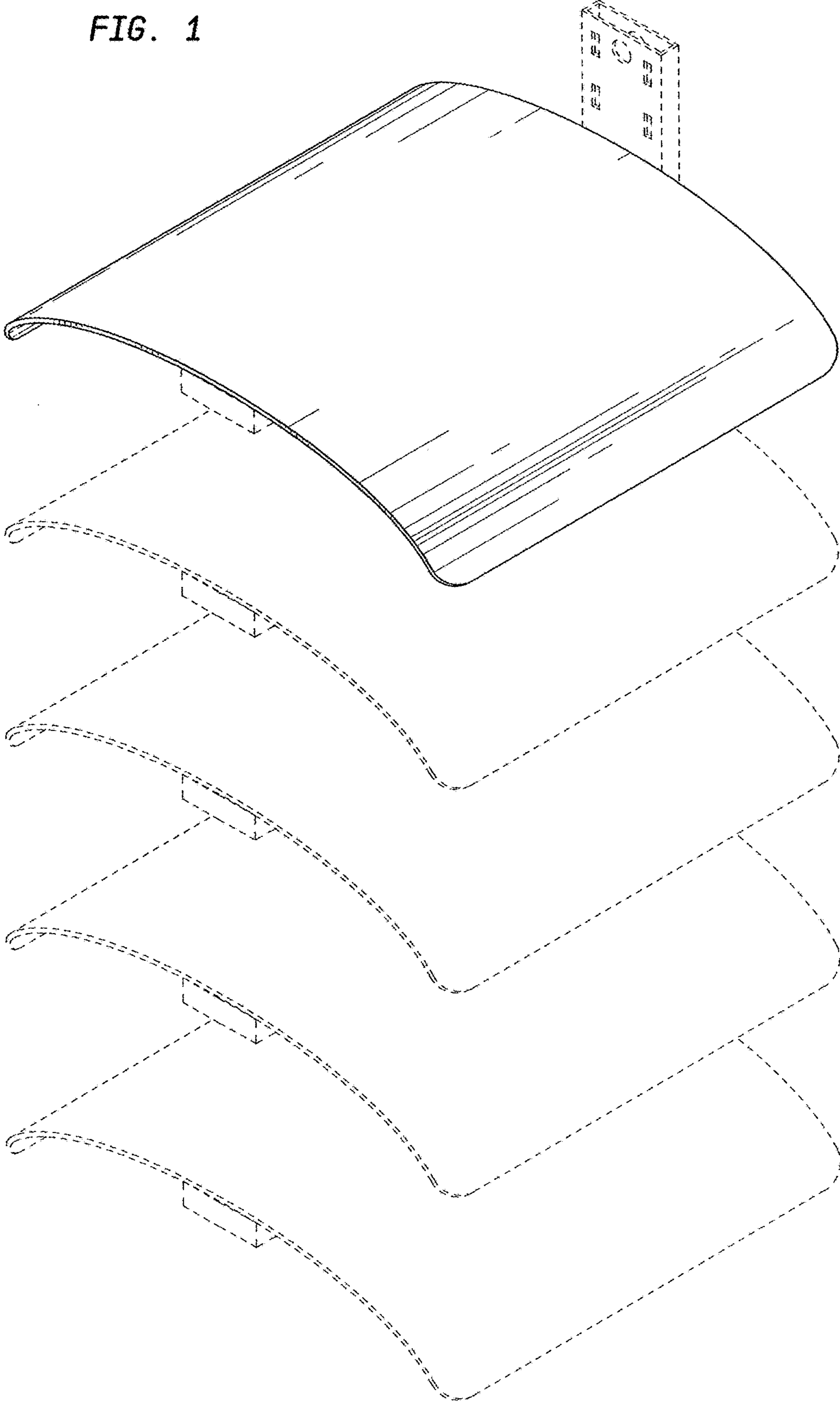


FIG. 2

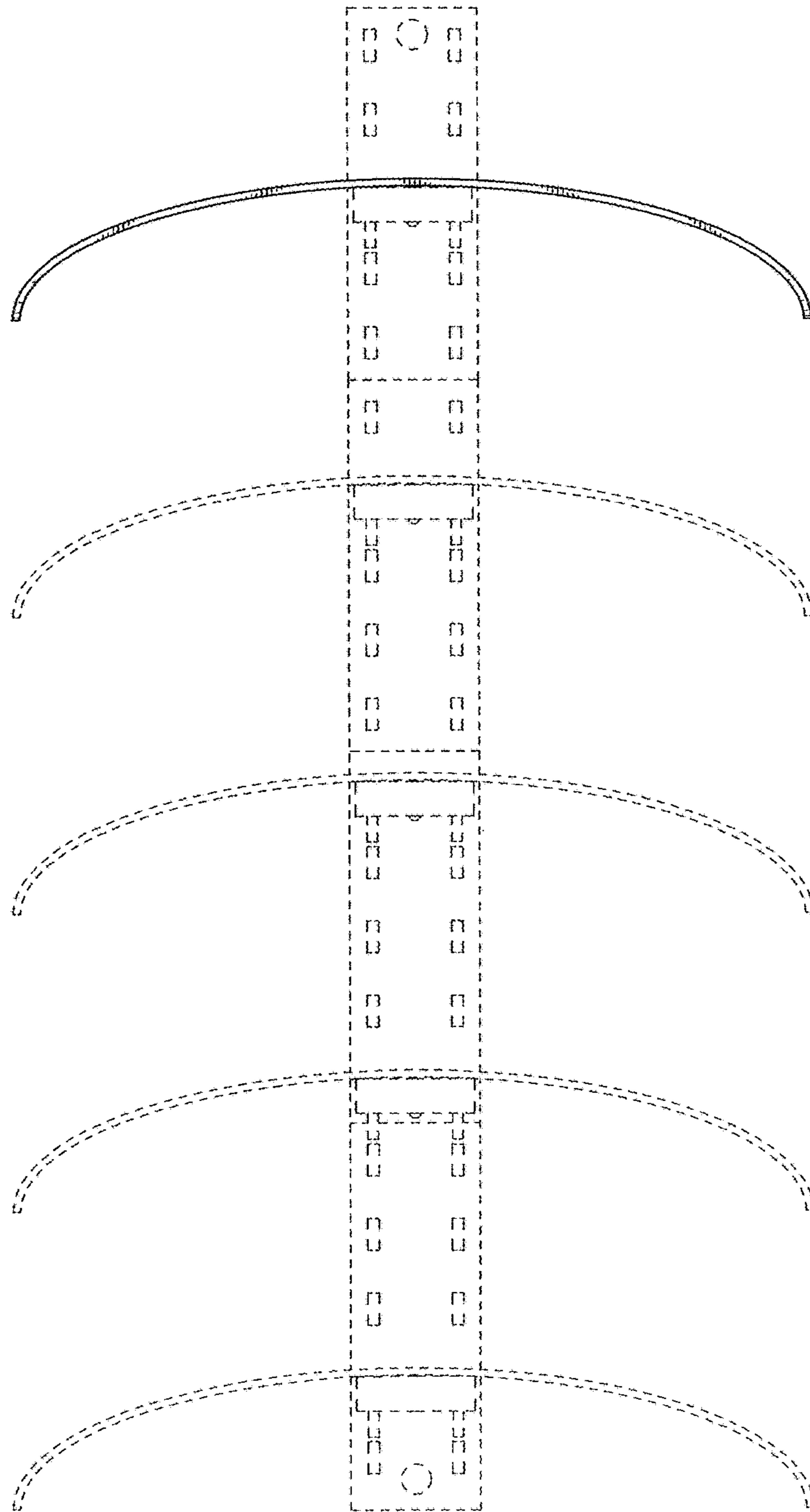


FIG. 3

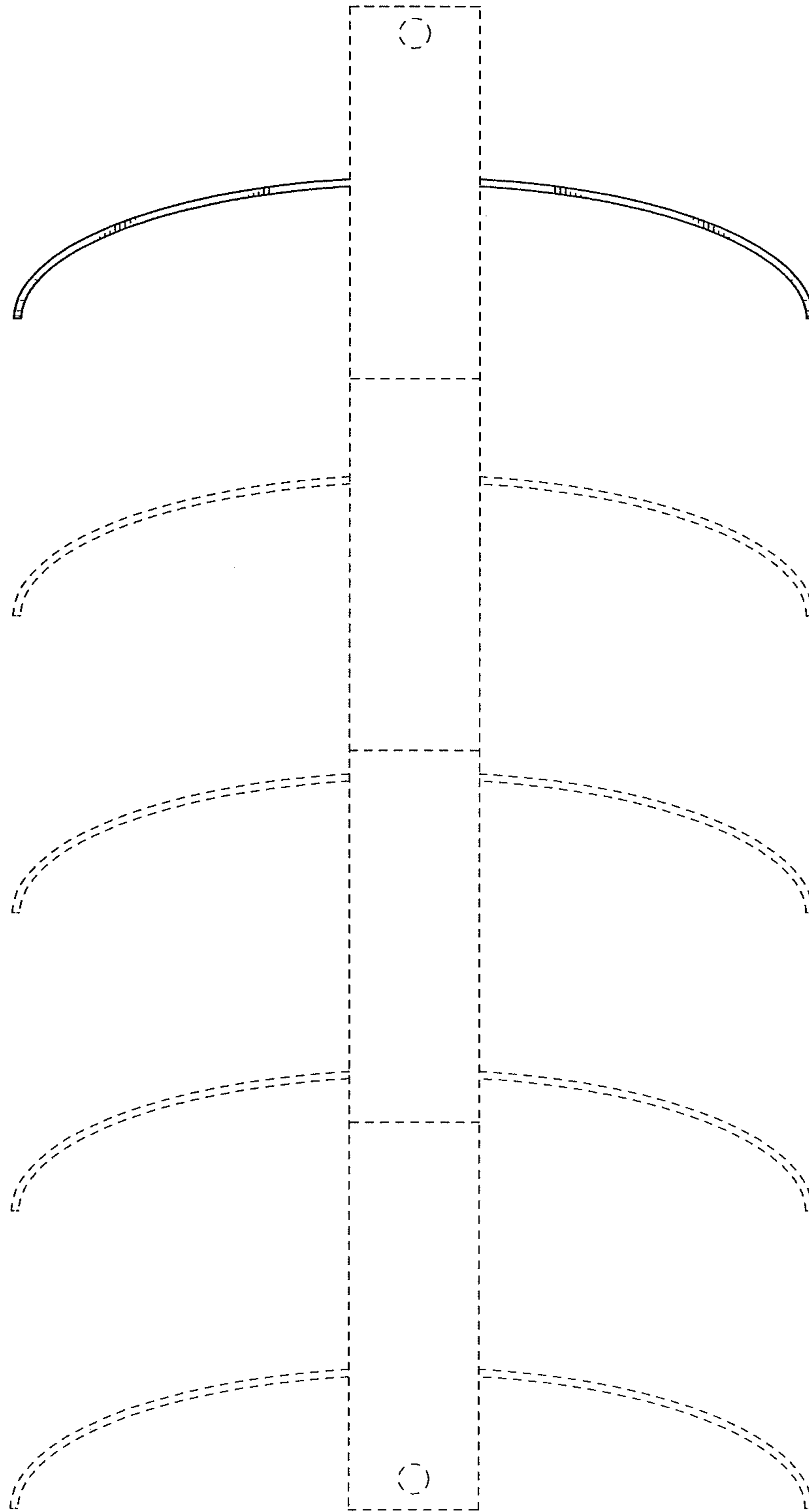


FIG. 4

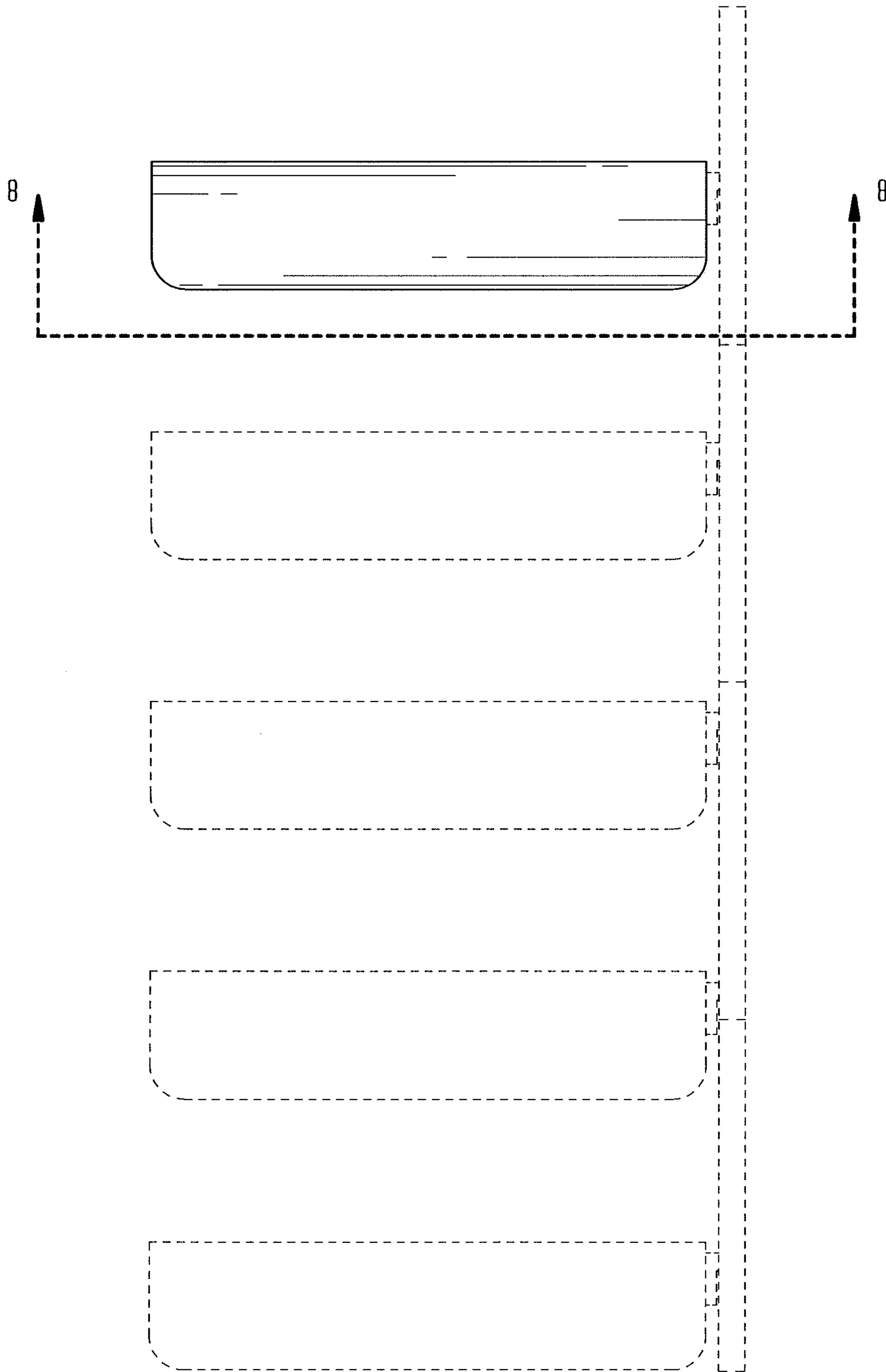


FIG. 5

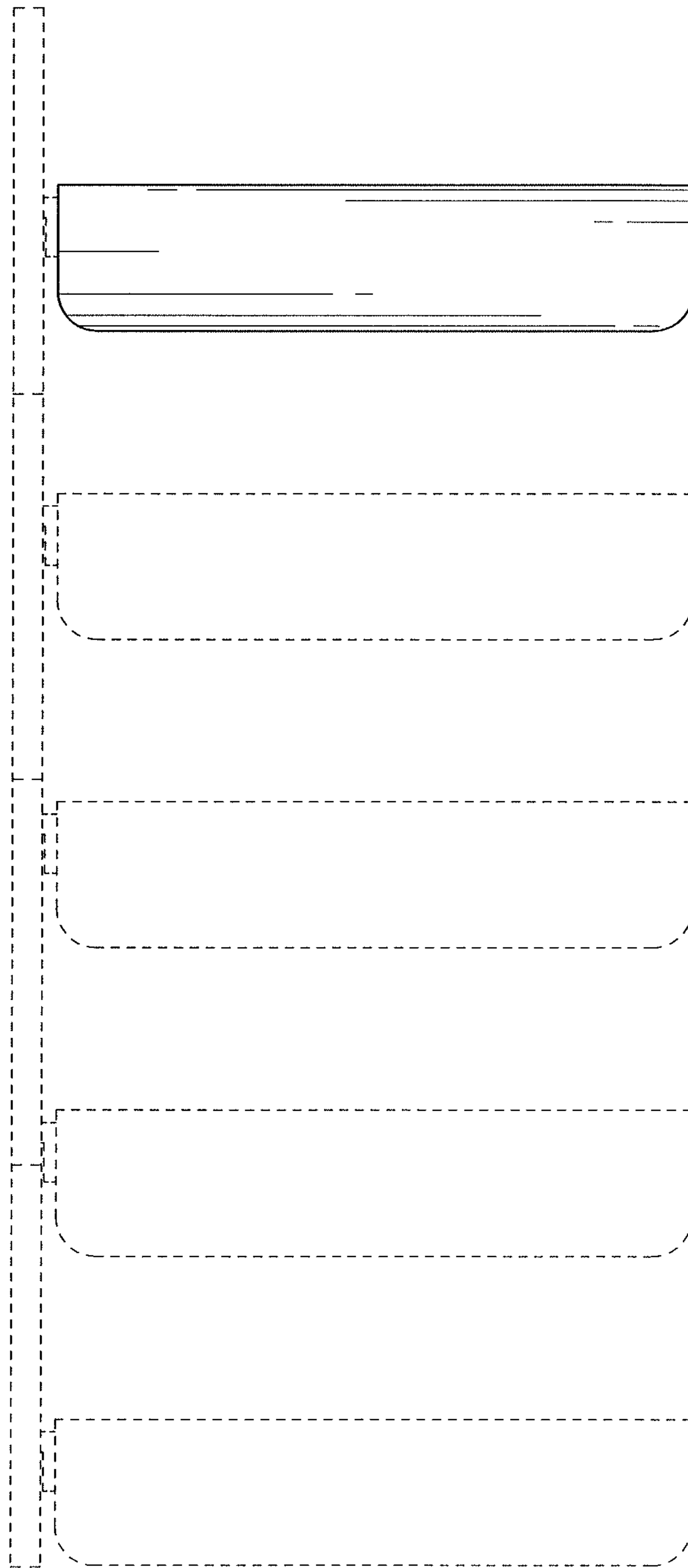


FIG. 6

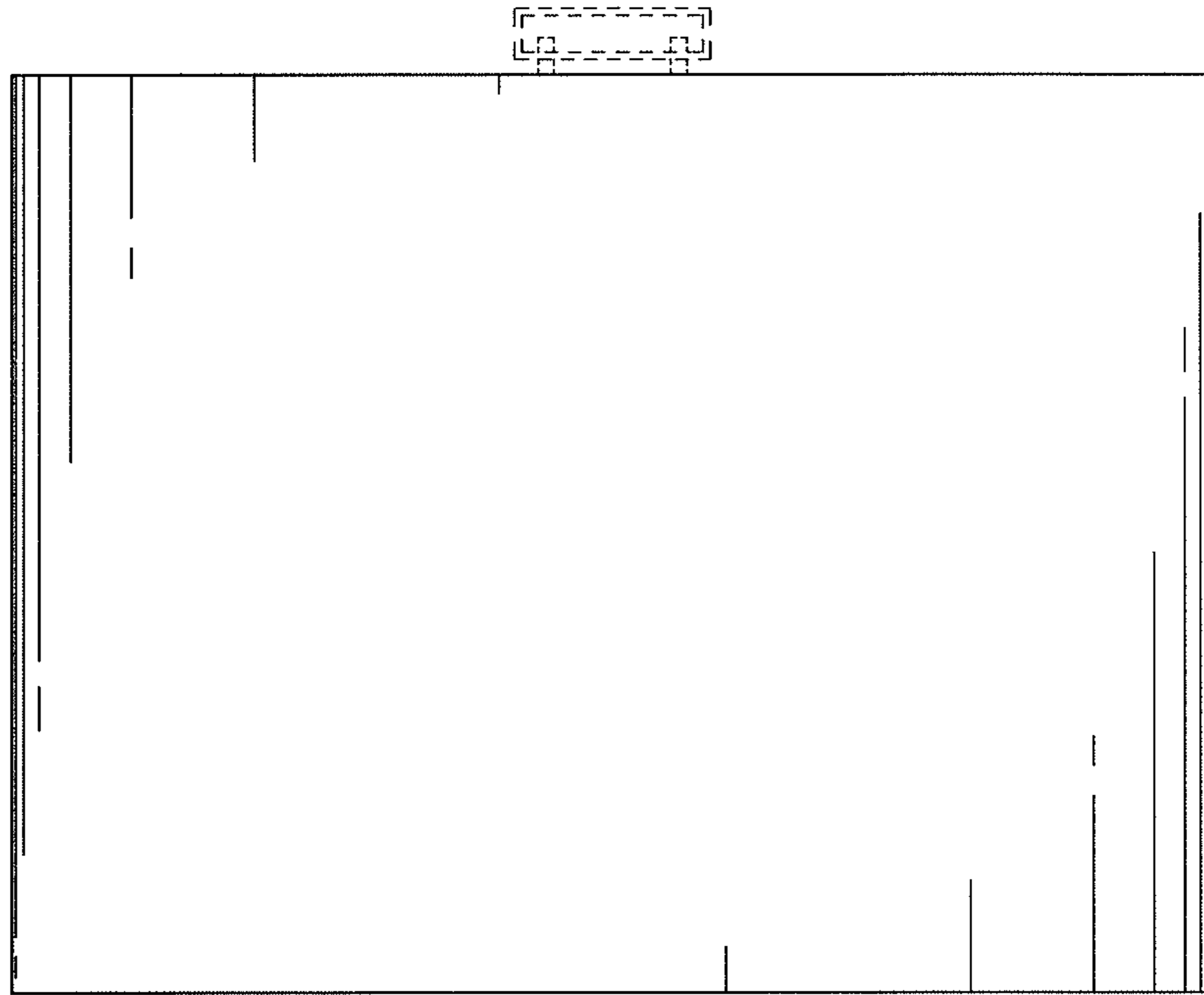


FIG. 7

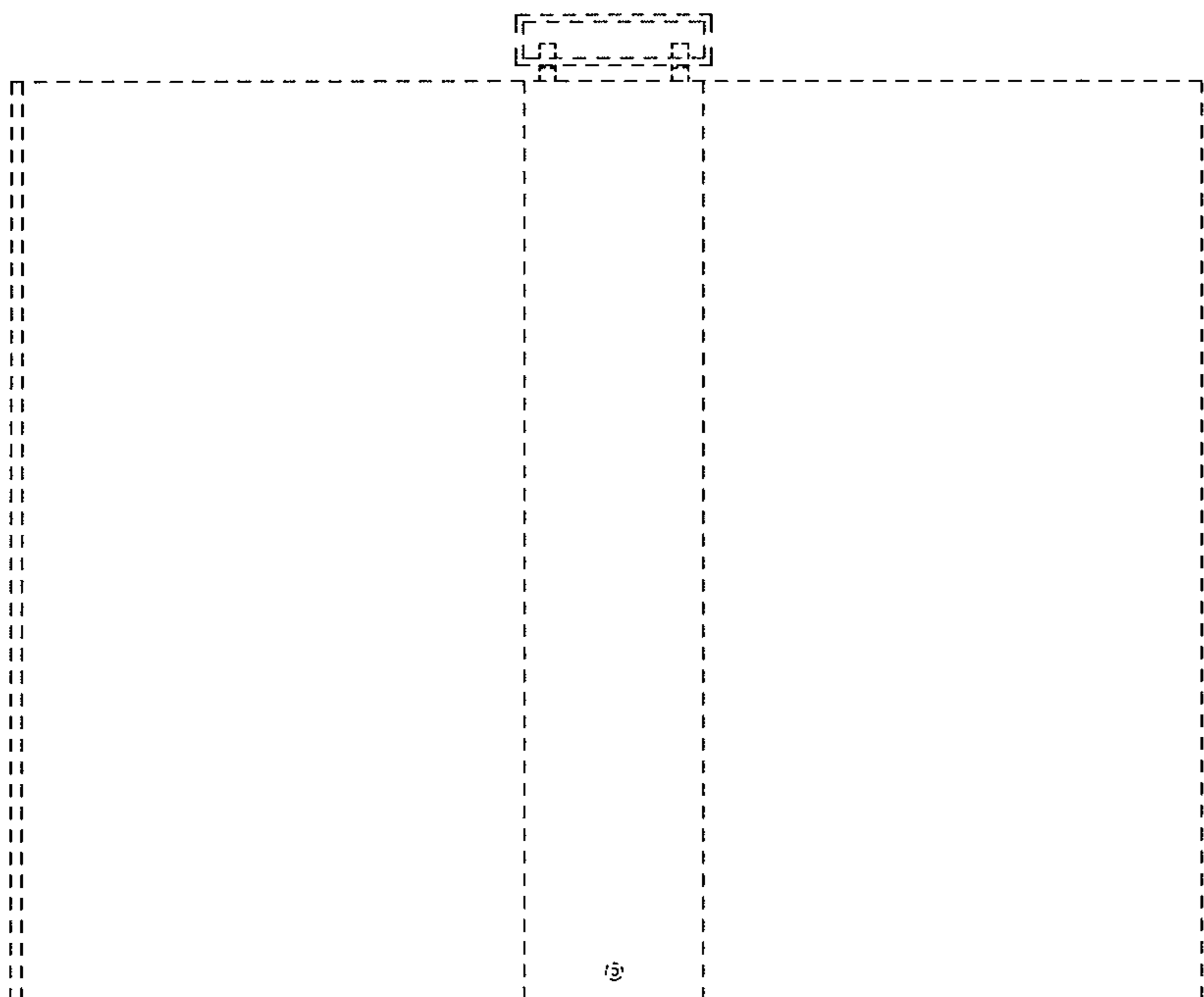


FIG. 8

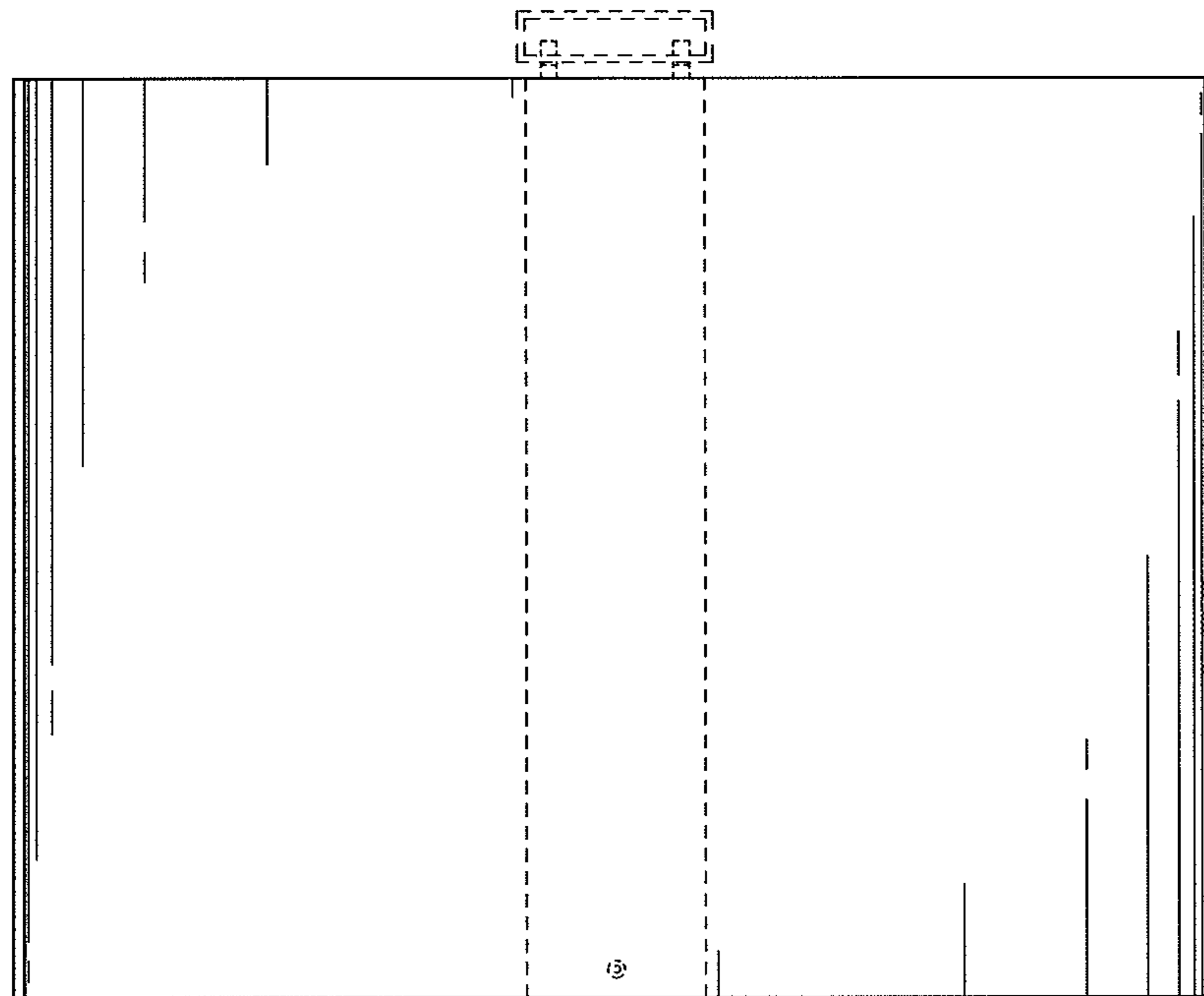


FIG. 9

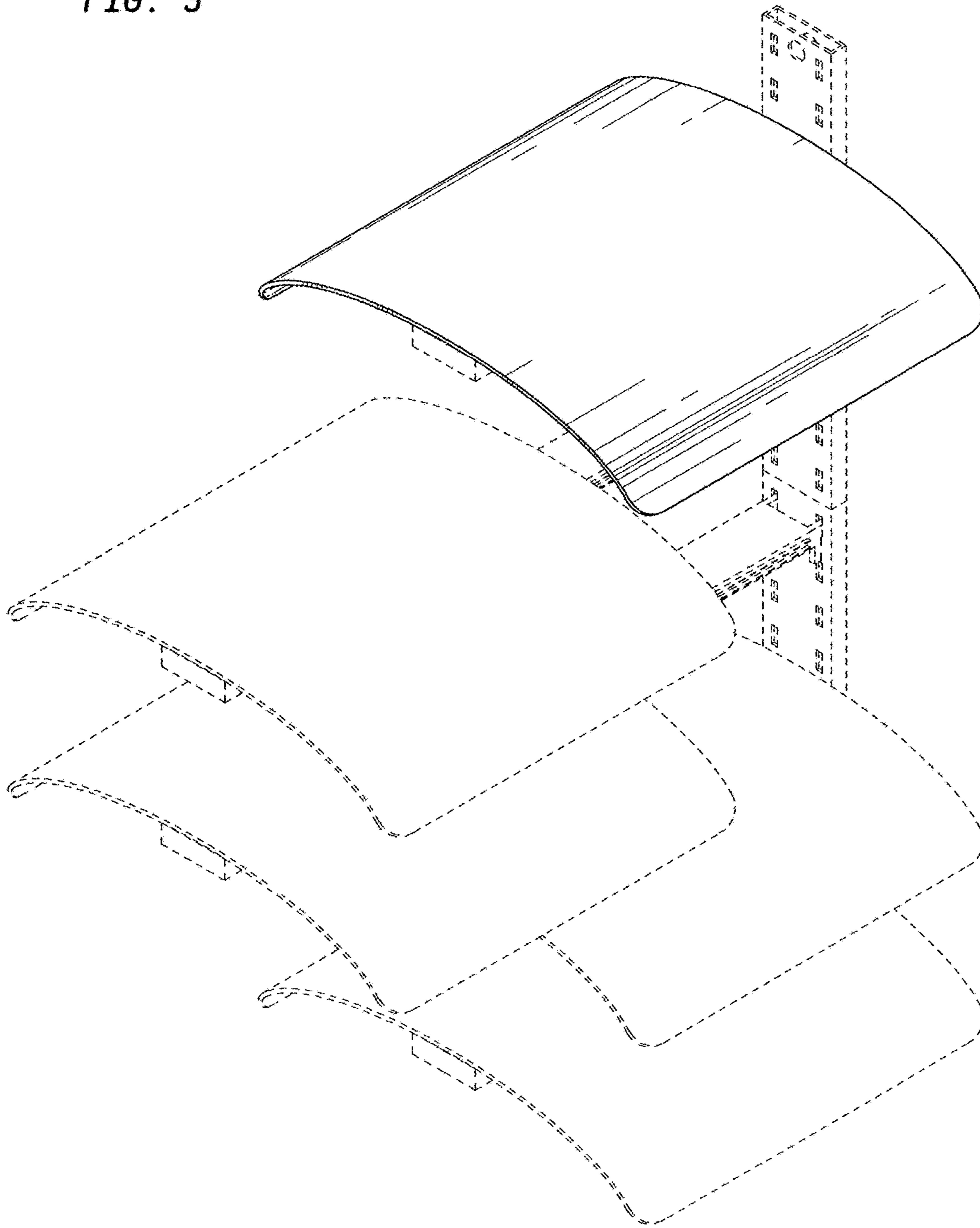


FIG. 10

