



US00D778068S

(12) **United States Design Patent** (10) **Patent No.:** **US D778,068 S**
Harrington et al. (45) **Date of Patent:** **** Feb. 7, 2017**

- (54) **BRUSH HANDLE**
- (71) Applicant: **Unger Marketing International, LLC**,
Bridgeport, CT (US)
- (72) Inventors: **William Harrington**, Charlestown, RI
(US); **James M. Buckley**, New
Hartford, CT (US)
- (73) Assignee: **UNGER MARKETING
INTERNATIONAL, LLC**, Bridgeport,
CT (US)
- (**) Term: **14 Years**
- (21) Appl. No.: **29/485,961**
- (22) Filed: **Mar. 25, 2014**
- (51) **LOC (10) Cl.** **04-01**
- (52) **U.S. Cl.**
USPC **D4/138**
- (58) **Field of Classification Search**
USPC D4/114, 118, 119, 120, 138, 199; D8/15,
D8/16, 19, 62, 90, 101; D24/119, 146,
D24/180, 200; D32/40, 41, 44, 46, 50,
D32/51, 52, 57
CPC A46B 5/00; A46B 5/0004; A46B 5/0016;
A46B 11/00; A46B 11/001; A46B
11/0006; A46B 2200/304; A46B
2200/3006; A46B 2200/3093; A47L
13/10; A47L 13/16; A47L 13/20; A47L
13/24; A47L 13/254
See application file for complete search history.

- (56) **References Cited**
U.S. PATENT DOCUMENTS
4,197,611 A 4/1980 Bell et al.
D258,861 S 4/1981 Bratton et al.
4,721,021 A 1/1988 Kuszniir
4,739,536 A 4/1988 Bandera et al.
D296,946 S 7/1988 Stirling

- 4,974,286 A 12/1990 Stowell et al.
- D354,881 S 1/1995 Huff
- D361,695 S 8/1995 Sutker
- 5,446,941 A 9/1995 Kelsay
- D373,506 S 9/1996 Viemeister
- D380,345 S 7/1997 Lu
- D381,518 S * 7/1997 Emerson D28/63
- D384,242 S 9/1997 Ancona et al.
- D389,698 S 1/1998 Cohen et al.
- D396,168 S 7/1998 Cohen et al.
- D399,388 S 10/1998 Cohen et al.
- 5,857,241 A 1/1999 Camp, Jr. et al.
- D406,491 S 3/1999 Cohen et al.
- D411,410 S 6/1999 Pedrini
- 5,964,009 A 10/1999 Hoepfl et al.
- D431,753 S 10/2000 Cohen et al.
- RE37,190 E 5/2001 Stowell et al.
- 6,237,193 B1 5/2001 Skerker et al.
- 6,256,828 B1 7/2001 Sauer

(Continued)

Primary Examiner — Susan E Krakower
Assistant Examiner — Lisa A Grabenstetter
(74) *Attorney, Agent, or Firm* — Ohlandt, Greeley,
Ruggiero & Perle, LLP

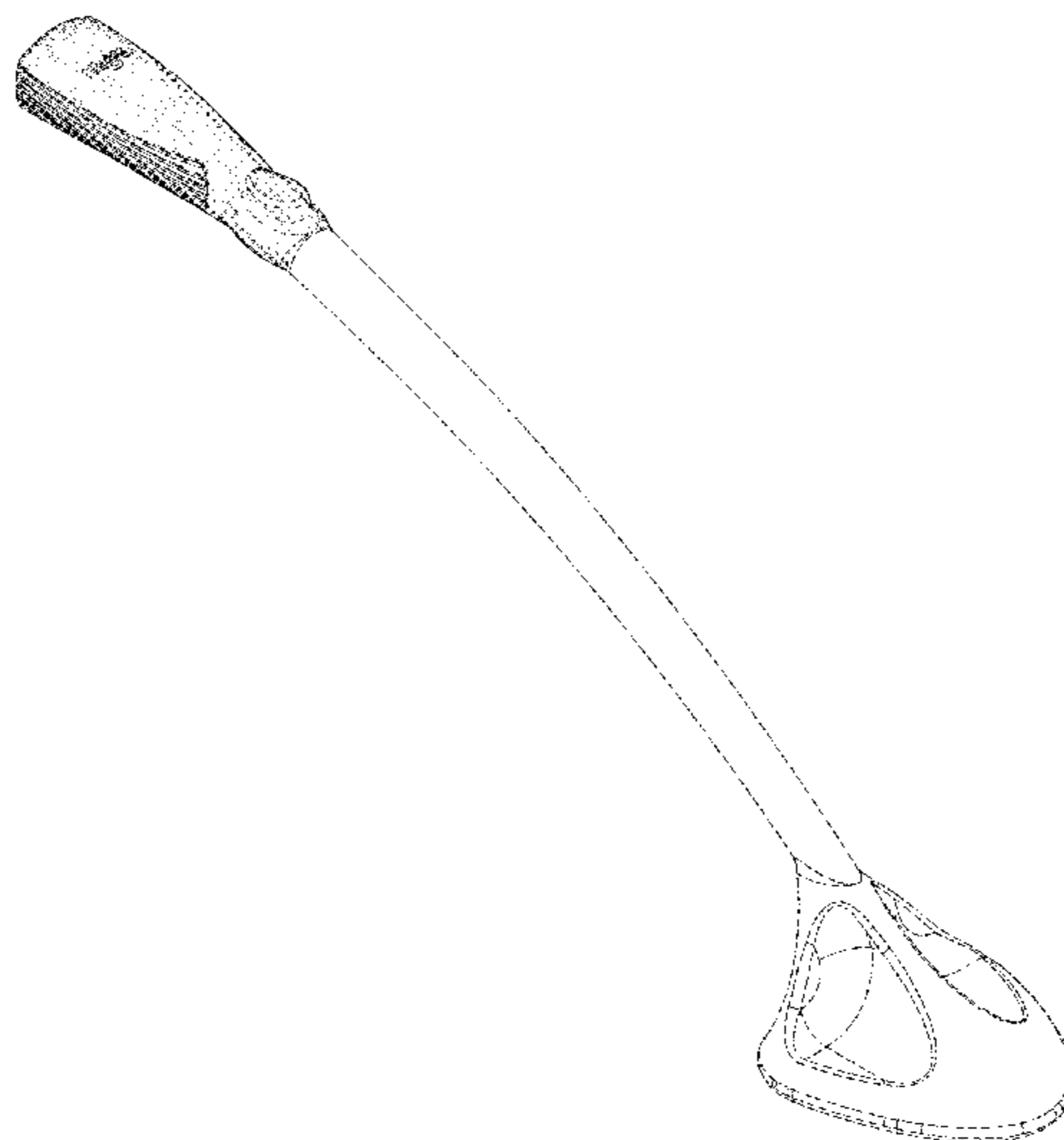
(57) **CLAIM**

The ornamental design for a brush handle, as shown and described.

DESCRIPTION

FIG. 1 is a front perspective view of a brush handle;
FIG. 2 is a side elevation view thereof, the opposite side being a mirror image thereof;
FIG. 3 is partially enlarged side elevation view thereof, taken from FIG. 2;
FIG. 4 is a top plan view thereof;
FIG. 5 is a bottom plan view thereof;
FIG. 6 is a rear view thereof; and,
FIG. 7 is a front view thereof.
The broken lines depicting a brush head and handle represent unclaimed portions of the design.

1 Claim, 5 Drawing Sheets



(56)

References Cited

U.S. PATENT DOCUMENTS

D446,025 S 8/2001 Petner
 6,273,626 B1 8/2001 Yazawa
 D448,176 S 9/2001 Petner
 D449,909 S * 10/2001 Randolph D32/40
 D454,251 S * 3/2002 De Swarte D4/101
 6,352,662 B1 3/2002 Murphy et al.
 D461,058 S 8/2002 Hay
 D470,314 S * 2/2003 Christianson D4/138
 6,633,309 B2 10/2003 Lau et al.
 D500,600 S 1/2005 Hay et al.
 D500,927 S 1/2005 Hay
 D502,002 S 2/2005 Conway et al.
 D502,324 S 3/2005 Conway et al.
 D508,631 S 8/2005 Cuillery
 D509,991 S 9/2005 Costello et al.
 D520,852 S 5/2006 Minkler et al.
 D534,725 S 1/2007 Vu
 D544,667 S * 6/2007 Nelson D32/50
 D544,776 S * 6/2007 Cybulski D8/300
 D549,463 S * 8/2007 Potempa D4/138
 D553,907 S 10/2007 Catalano et al.
 D554,817 S 11/2007 Talesfore et al.

D557,084 S 12/2007 Yamanaka et al.
 D562,516 S 2/2008 Talesfore et al.
 D568,016 S * 4/2008 Ponikvar D32/32
 D584,061 S 1/2009 Meyer
 D586,877 S 2/2009 Li
 D586,962 S 2/2009 Li
 D591,956 S 5/2009 Treacy
 D594,274 S 6/2009 McKenzie
 D604,470 S * 11/2009 Billig D32/50
 D606,320 S 12/2009 Meyer
 D607,169 S 12/2009 Weis et al.
 7,674,418 B2 3/2010 Matsumoto et al.
 D616,649 S 6/2010 Lin
 D624,264 S 9/2010 Li
 D630,888 S 1/2011 Bodum
 D631,217 S * 1/2011 Lavy D32/45
 D632,490 S * 2/2011 Cobabe D4/138
 D632,491 S * 2/2011 Lowe D4/138
 D647,703 S 11/2011 Li
 D650,955 S 12/2011 Chapman et al.
 8,215,945 B2 7/2012 Matsumoto et al.
 D694,021 S 11/2013 Weaver et al.
 2008/0115302 A1 * 5/2008 Kilkenny A47L 13/254
 15/104.94

* cited by examiner

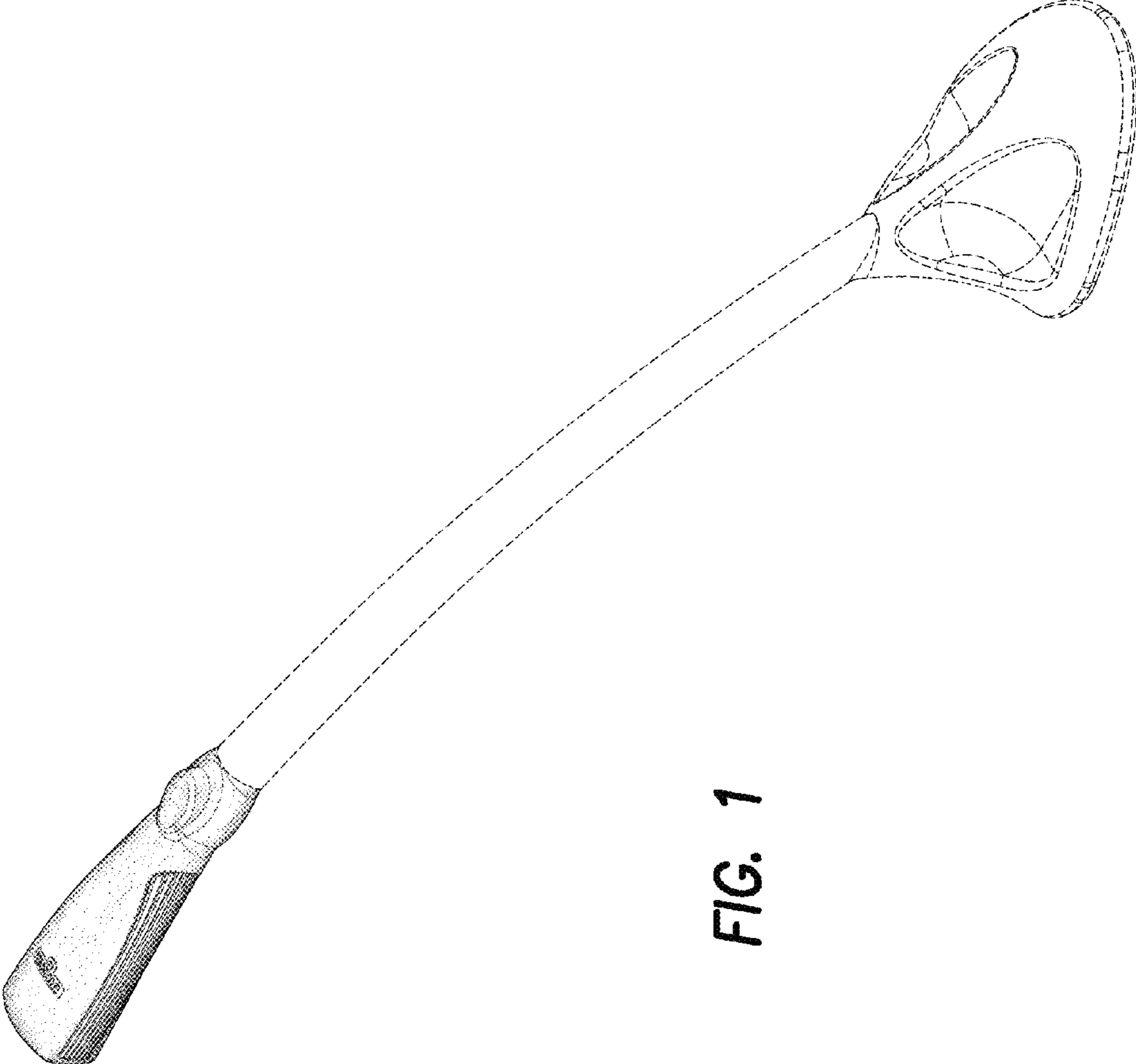


FIG. 1

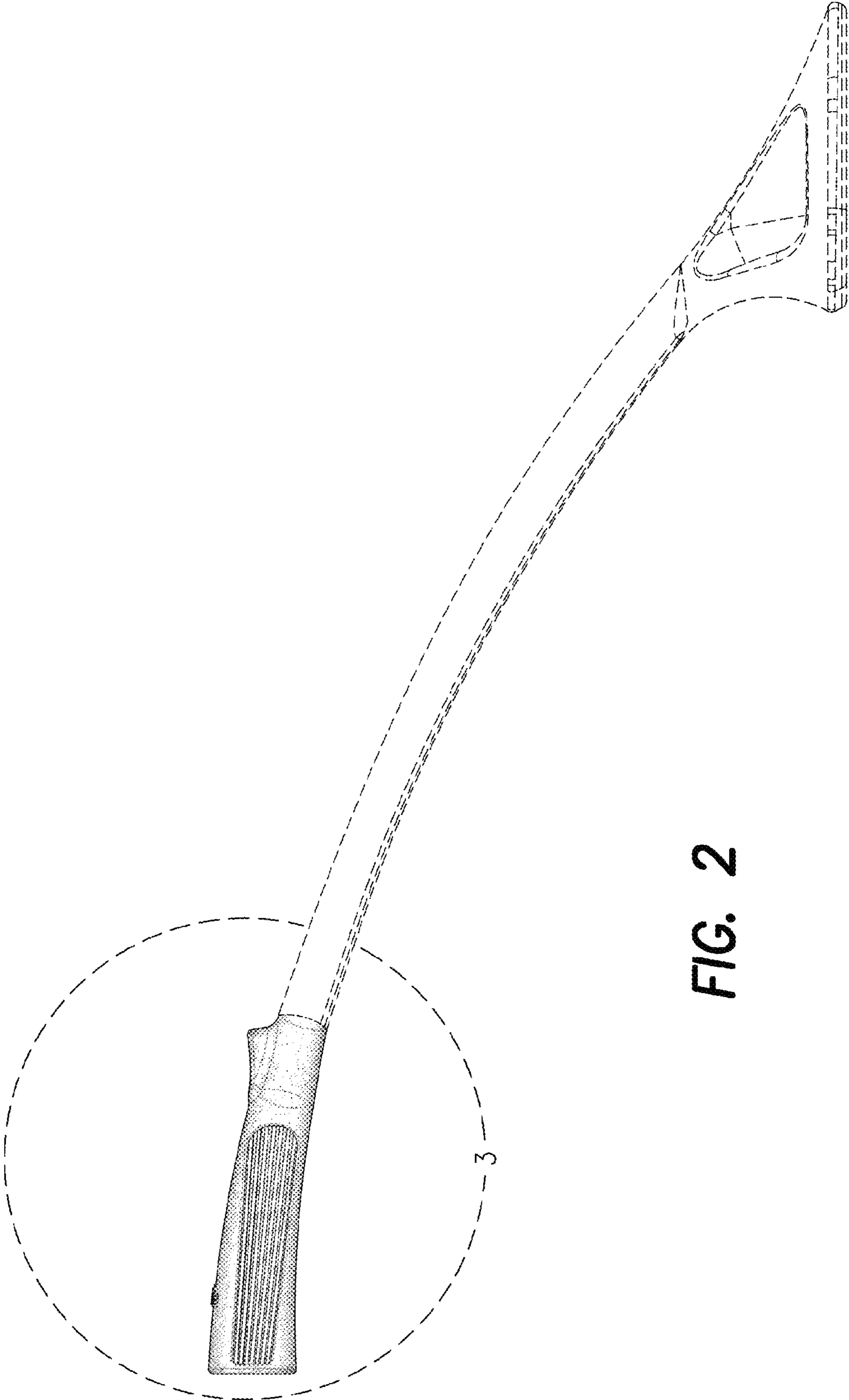


FIG. 2

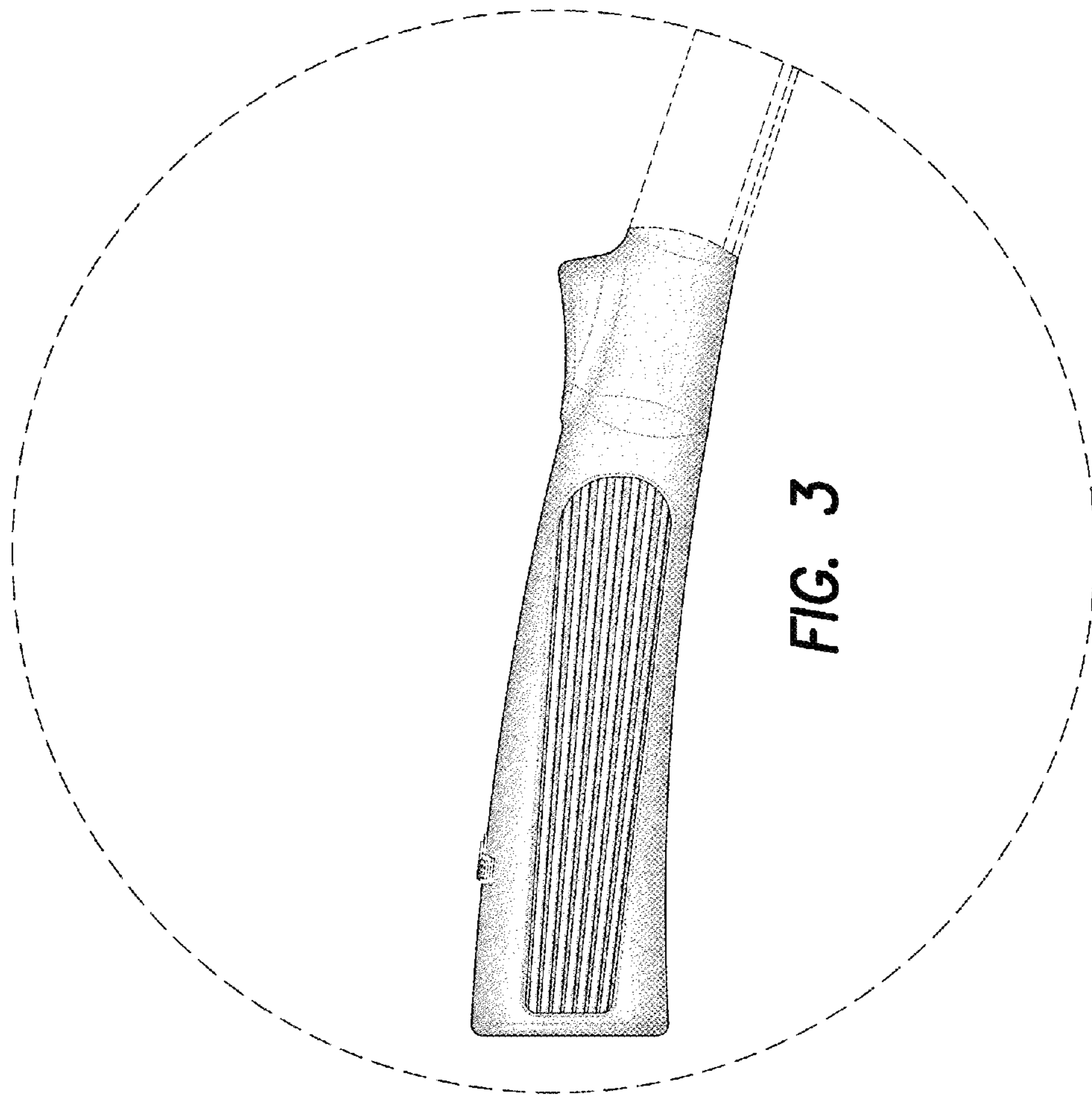


FIG. 3




FIG. 4

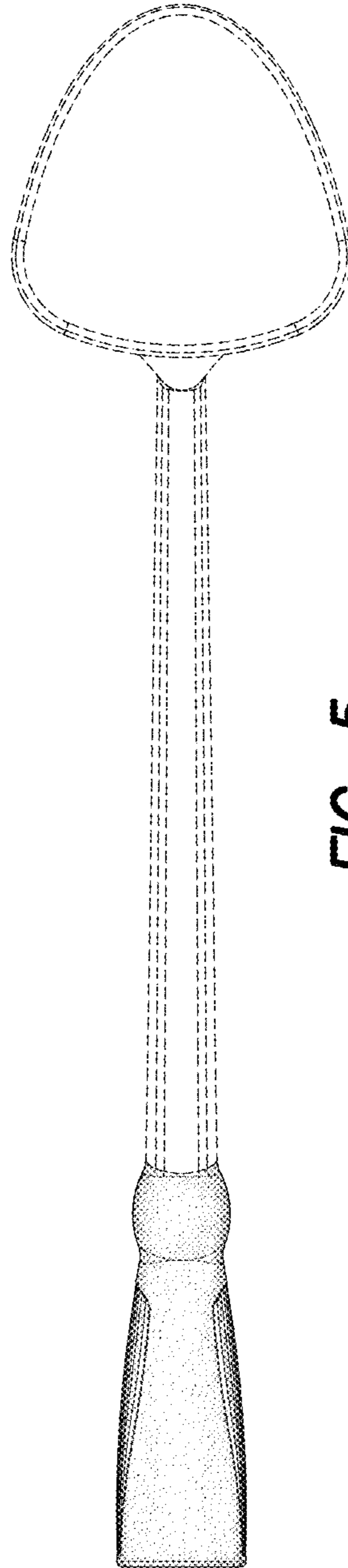


FIG. 5

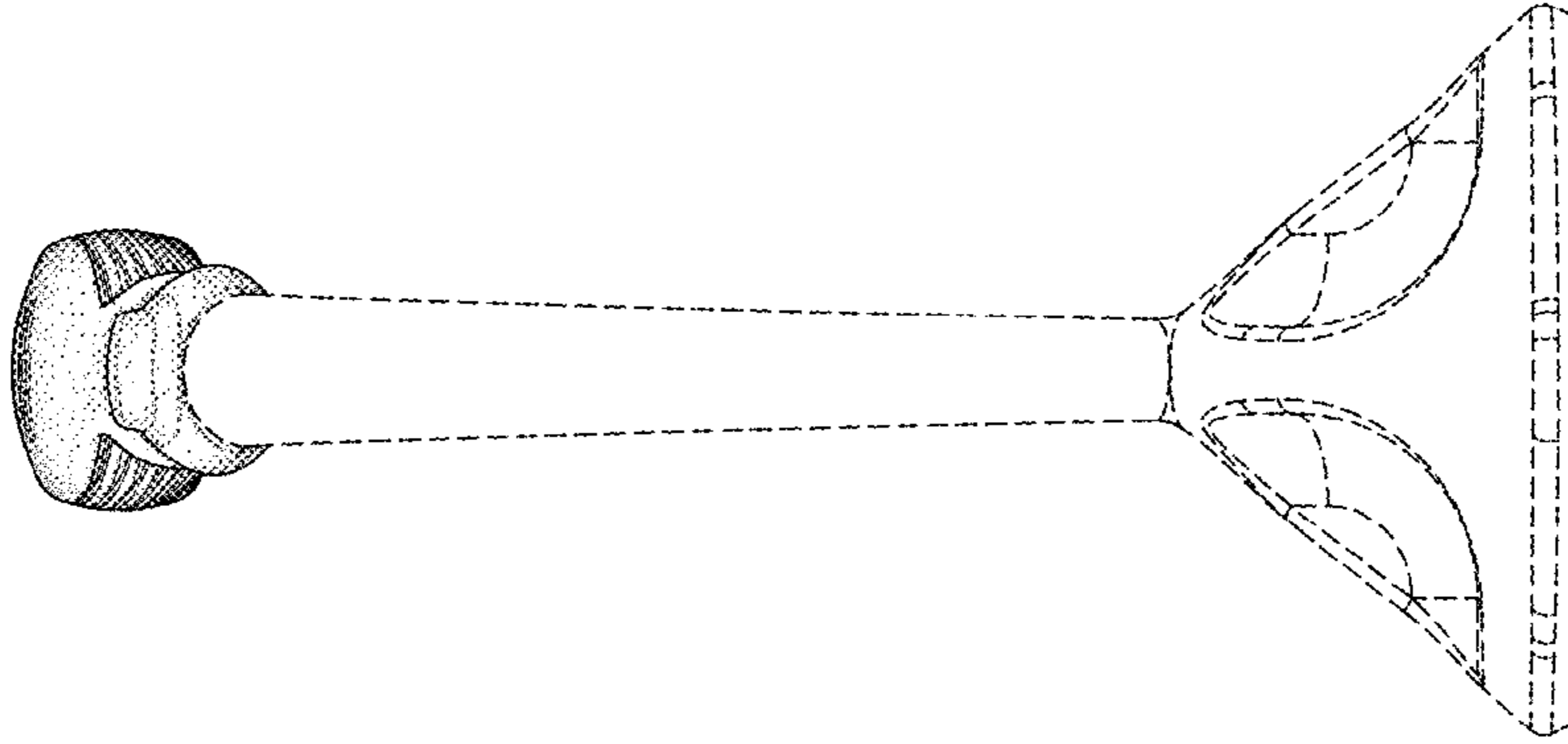


FIG. 7

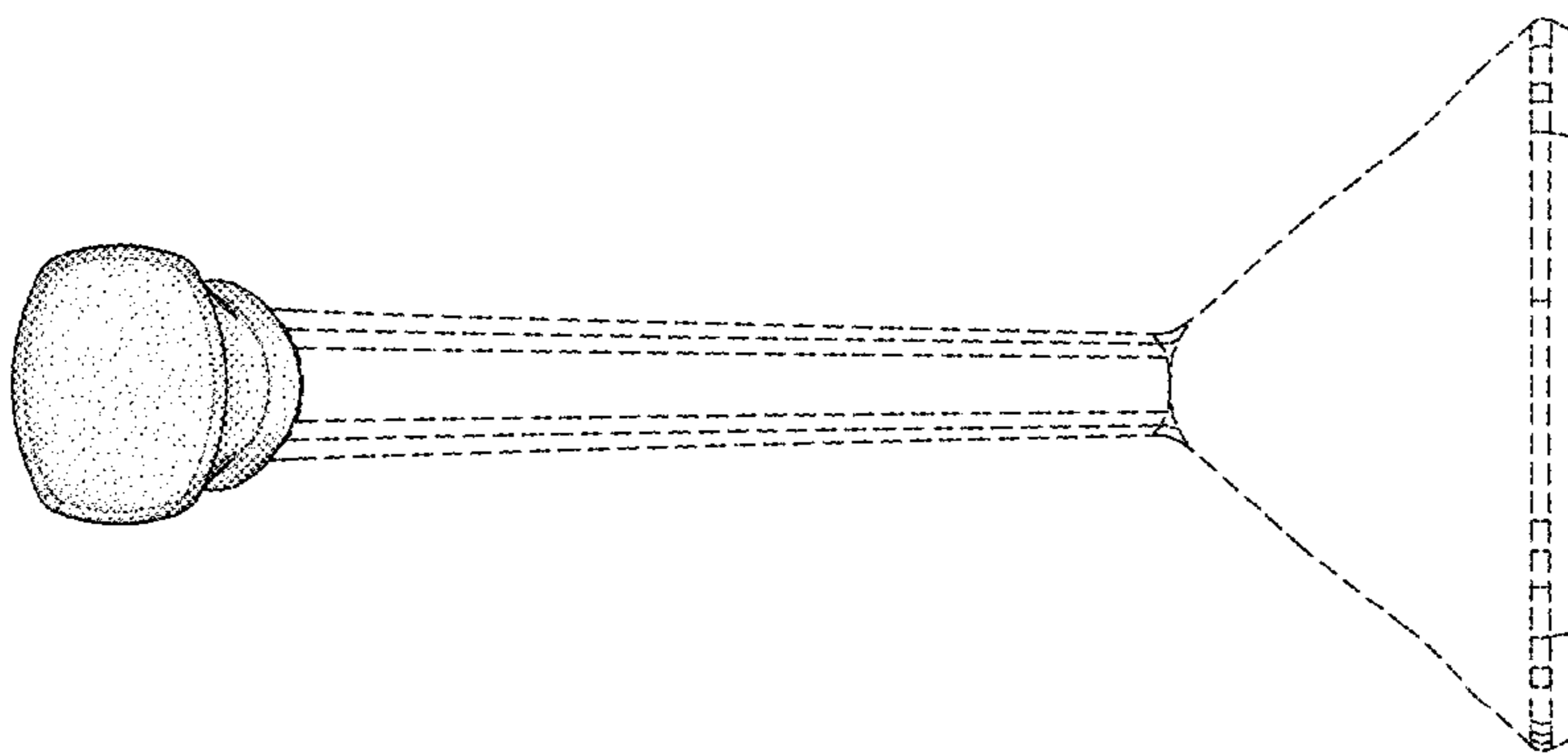


FIG. 6