



US00D778055S

(12) **United States Design Patent**
Hanzek et al.

(10) **Patent No.:** **US D778,055 S**

(45) **Date of Patent:** **** Feb. 7, 2017**

- (54) **GOLF BAG BASE**
- (71) Applicant: **CALLAWAY GOLF COMPANY**,
Carlsbad, CA (US)
- (72) Inventors: **Derek Hanzek**, San Diego, CA (US);
Matt Kovacevich, Oceanside, CA (US)
- (73) Assignee: **Callaway Golf Company**, Carlsbad,
CA (US)
- (**) Term: **15 Years**
- (21) Appl. No.: **29/547,012**
- (22) Filed: **Nov. 30, 2015**
- (51) **LOC (10) Cl.** **03-01**
- (52) **U.S. Cl.**
USPC **D3/320; D3/255**
- (58) **Field of Classification Search**
USPC D3/221, 254, 255, 318-320
CPC A63B 55/00-55/57
See application file for complete search history.

| | | | | |
|-------------------|---------|----------|-------|------------|
| D422,791 S * | 4/2000 | Han | | D3/320 |
| D435,723 S * | 1/2001 | Shin | | D3/255 |
| 6,494,352 B1 * | 12/2002 | Mullen | | A45C 13/18 |
| | | | | 206/315.7 |
| 6,568,527 B1 * | 5/2003 | Te-Pin | | A63B 55/53 |
| | | | | 206/315.3 |
| D578,765 S * | 10/2008 | Anderson | | D3/318 |
| D675,431 S * | 2/2013 | Tang | | D3/255 |
| 8,657,111 B2 * | 2/2014 | Anderson | | A63B 55/00 |
| | | | | 206/315.3 |
| 2005/0087463 A1 * | 4/2005 | Te-Pin | | A63B 55/53 |
| | | | | 206/315.3 |
| 2006/0118442 A1 * | 6/2006 | Tan | | A63B 55/50 |
| | | | | 206/315.7 |
| 2010/0147713 A1 * | 6/2010 | Huang | | A63B 55/53 |
| | | | | 206/315.7 |

* cited by examiner

Primary Examiner — Mitchell Siegel
(74) *Attorney, Agent, or Firm* — Rebecca Hanovice;
Michael Catania; Sonia Lari

(57) **CLAIM**

The ornamental design for a golf bag base, as shown and described.

DESCRIPTION

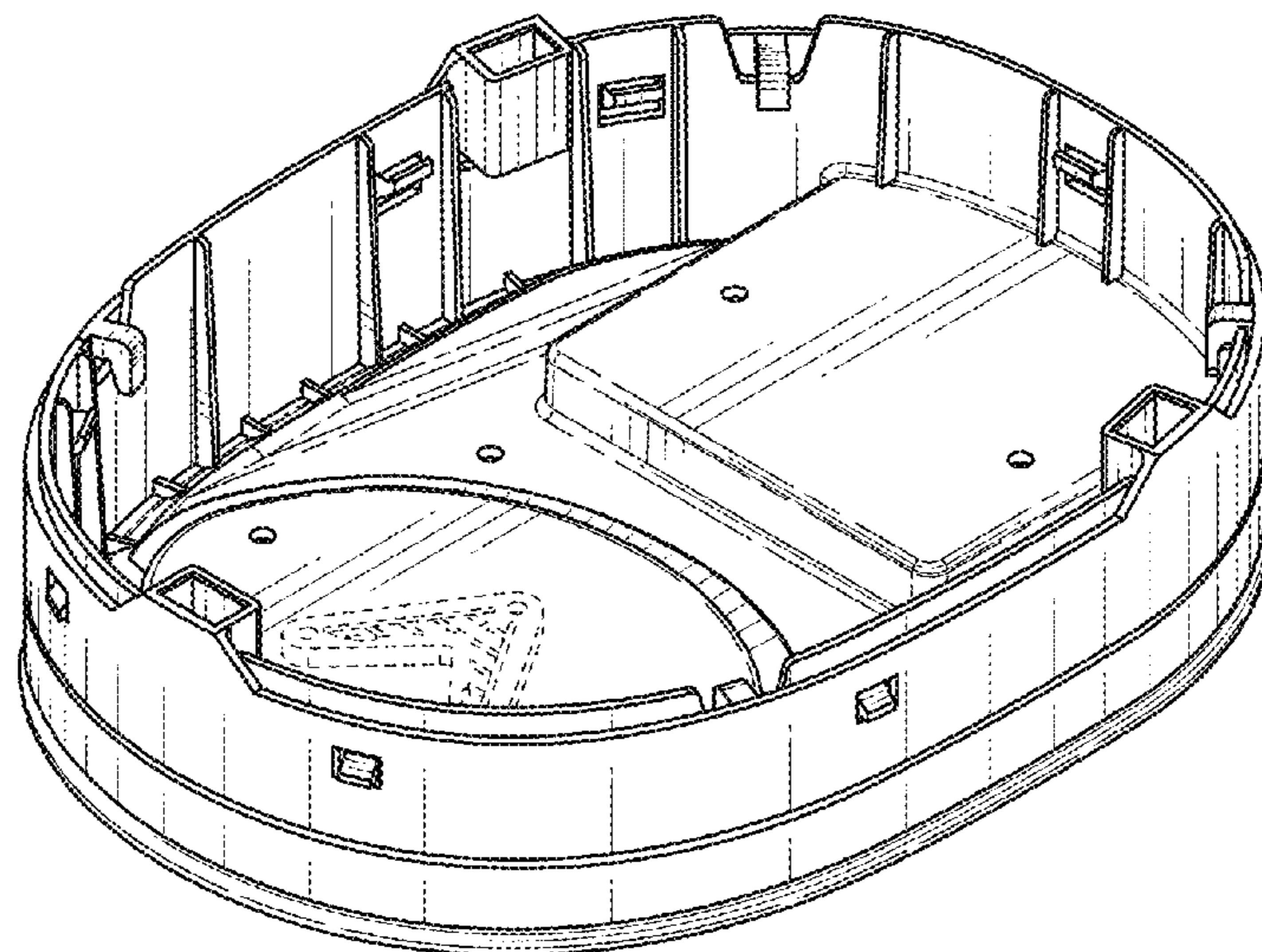
FIG. 1 is a top perspective view the golf bag base claimed herein;
FIG. 2 is a front elevational view thereof;
FIG. 3 is a rear elevational view thereof;
FIG. 4 is a left side elevational view thereof;
FIG. 5 is a right side elevational view thereof;
FIG. 6 is a top elevational view thereof; and,
FIG. 7 is a bottom plan view thereof.
The broken lines are included for the purpose of illustration and form no part of the claimed design.

1 Claim, 4 Drawing Sheets

(56) **References Cited**

U.S. PATENT DOCUMENTS

| | | | | |
|---------------|---------|---------------|-------|------------|
| 1,492,253 A * | 4/1924 | Levine | | A63B 55/00 |
| | | | | 206/315.3 |
| 1,684,111 A * | 9/1928 | Rau | | A63B 55/00 |
| | | | | 206/315.3 |
| 1,767,548 A * | 6/1930 | Noe | | A63B 55/00 |
| | | | | 206/315.3 |
| 3,230,992 A * | 1/1966 | Kish, Jr. | | A63B 55/00 |
| | | | | 206/315.3 |
| 3,371,898 A * | 3/1968 | Murray, Jr. | | A63B 55/00 |
| | | | | 206/315.3 |
| D375,203 S * | 11/1996 | LaPlante, Sr. | | D3/320 |
| D389,650 S * | 1/1998 | Rhee | | D3/320 |
| D421,839 S * | 3/2000 | Beck | | D3/259 |



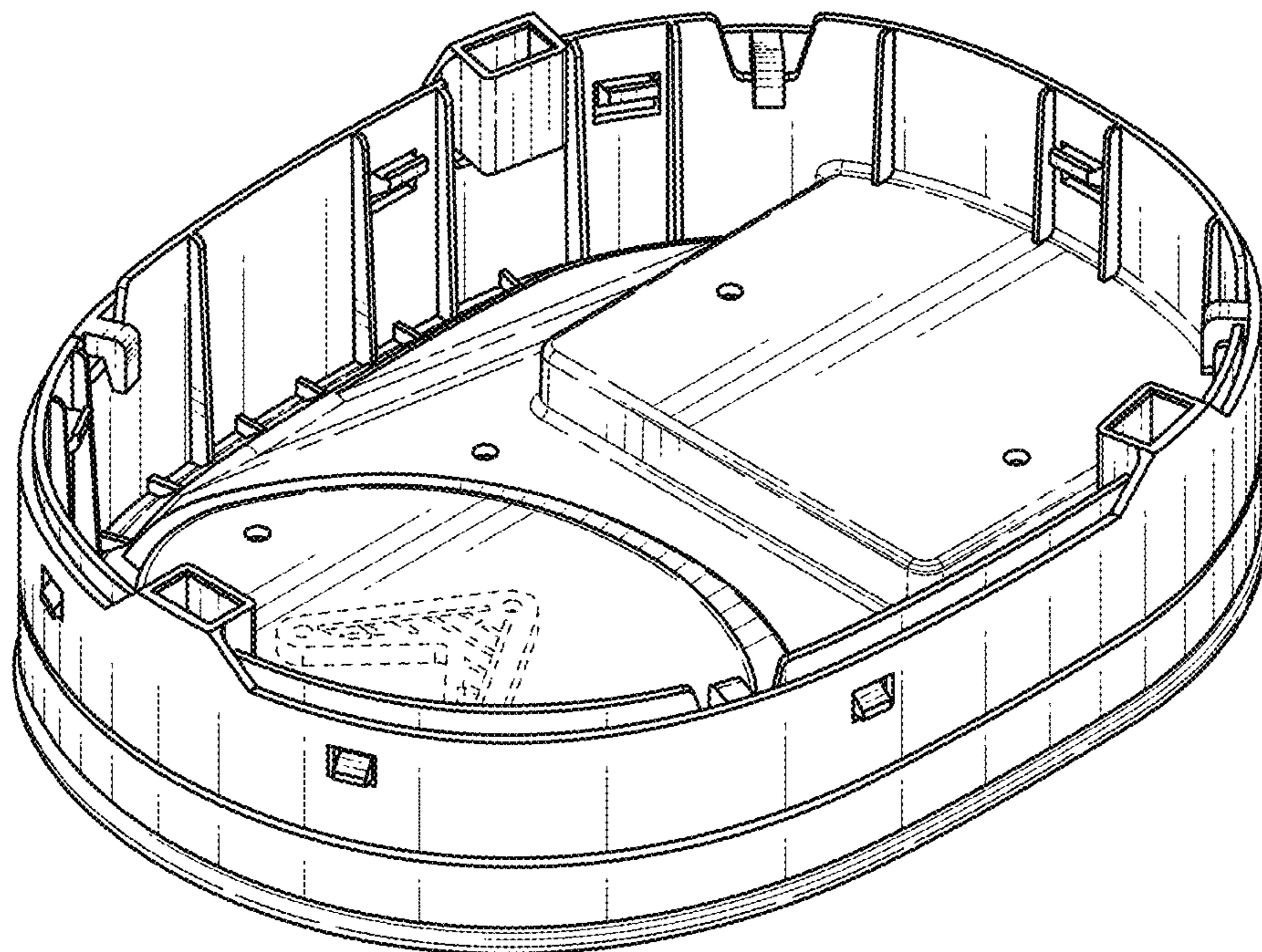


FIG. 1

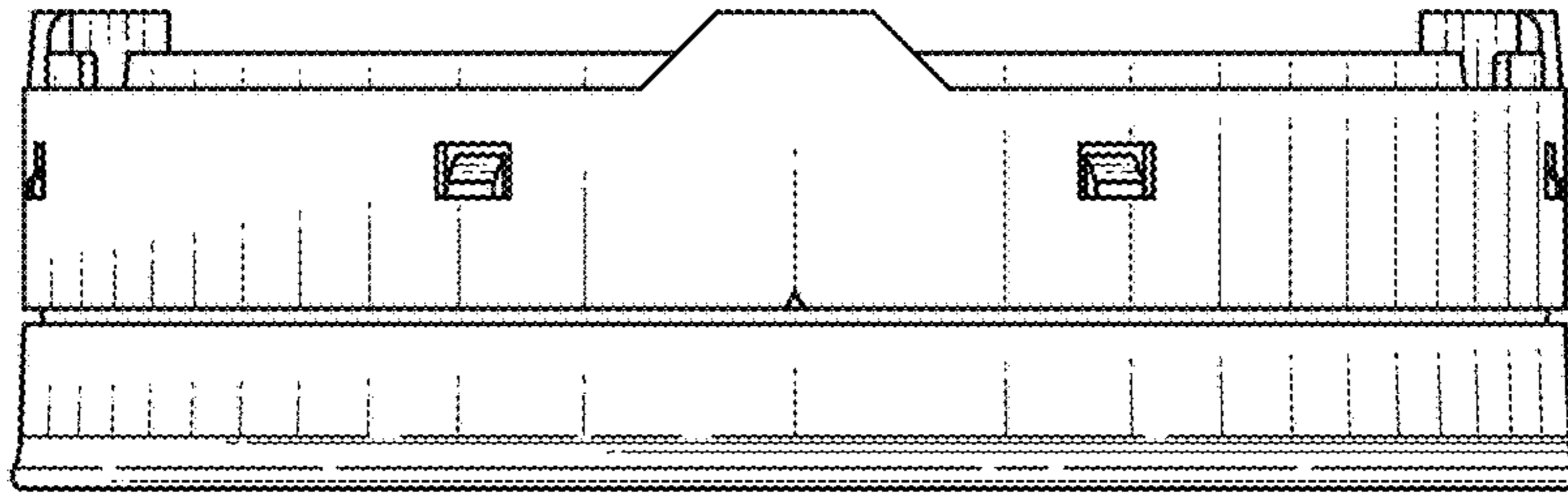


FIG. 2

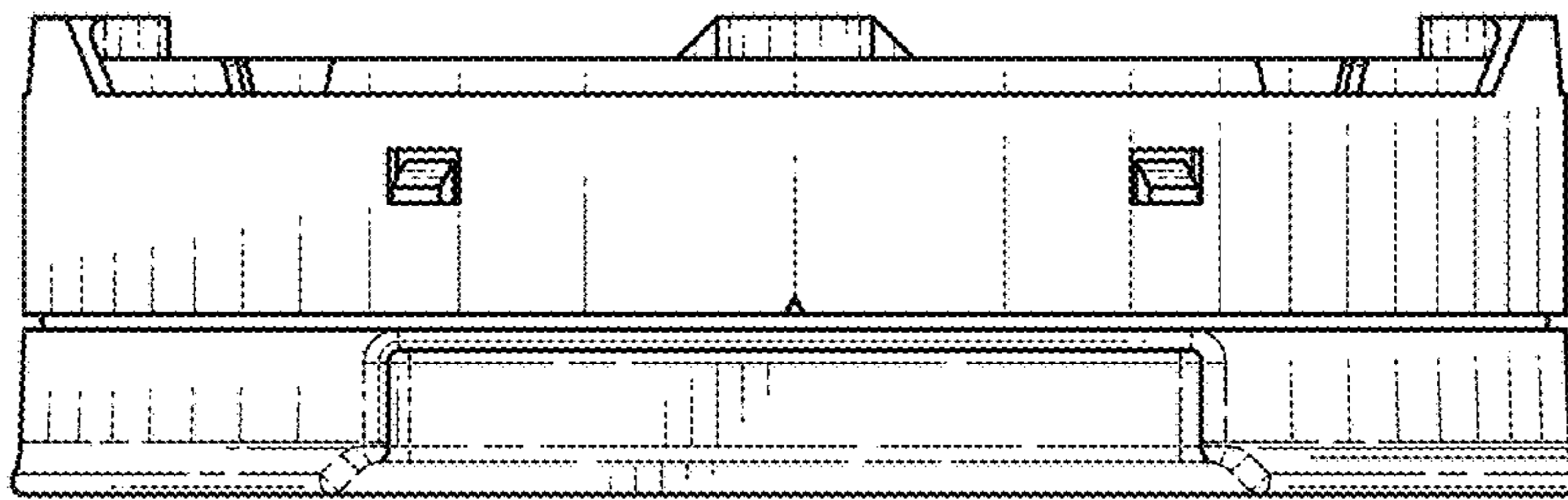


FIG. 3

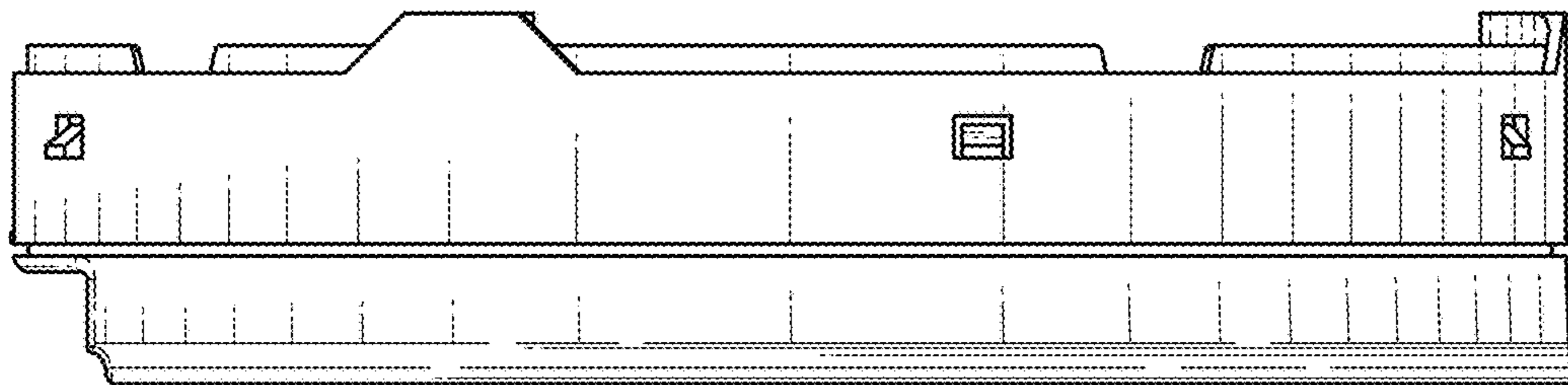


FIG. 4

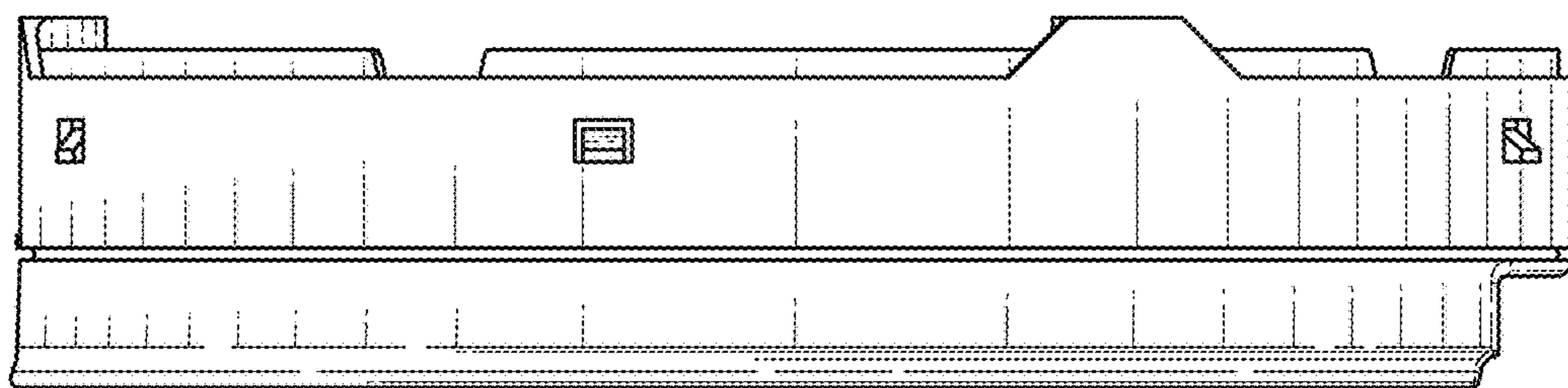


FIG. 5

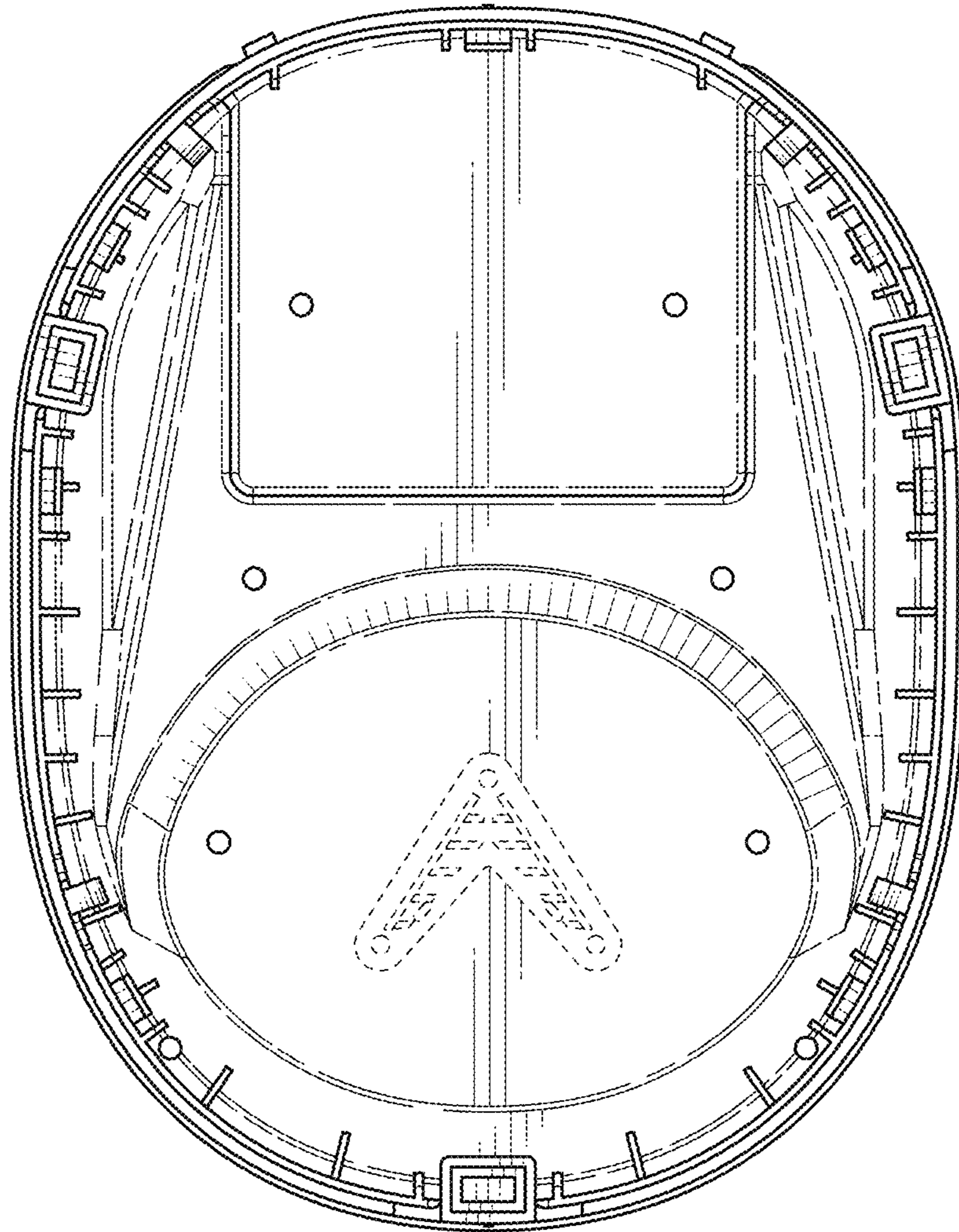


FIG. 6

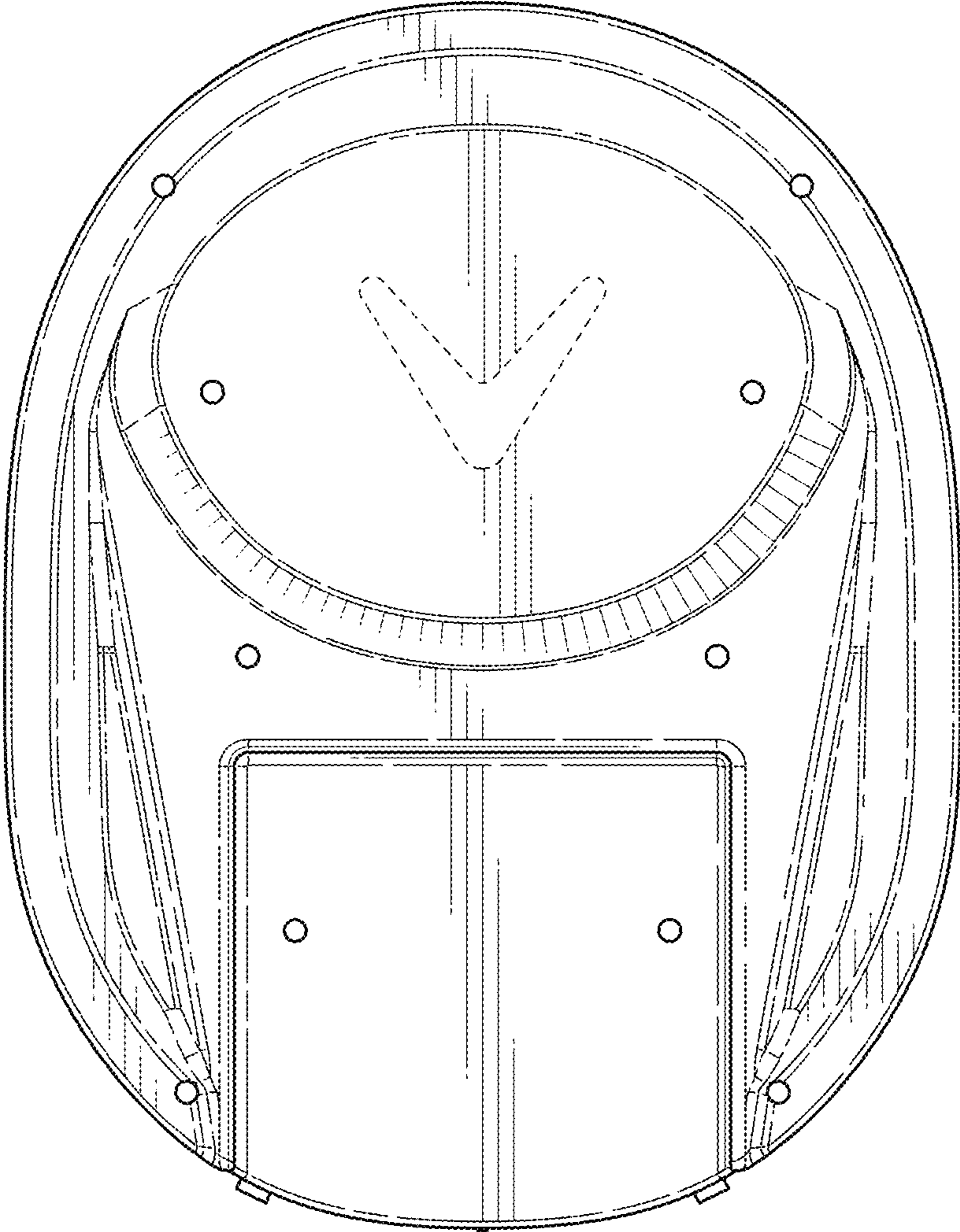


FIG. 7