



US00D778043S

(12) **United States Design Patent** (10) **Patent No.:** **US D778,043 S**  
**Hill** (45) **Date of Patent:** **\*\* Feb. 7, 2017**

(54) **RIBBON-MADE ARTICLE HOLDER**

(71) Applicant: **Jennifer I. Hill**, Bushland, TX (US)

(72) Inventor: **Jennifer I. Hill**, Bushland, TX (US)

(\*\*) Term: **15 Years**

(21) Appl. No.: **29/544,695**

(22) Filed: **Nov. 5, 2015**

(51) **LOC (10) Cl.** ..... **03-01**

(52) **U.S. Cl.**  
USPC ..... **D3/215**

(58) **Field of Classification Search**  
USPC ..... D3/215, 224, 226, 228, 203.1;  
224/148.6–148.7, 223, 236, 240, 250,  
224/587, 603, 647, 666, 674, 679, 901,  
224/901.2, 901.6, 901.8; 24/10 R, 11 CT  
CPC ..... A45C 11/00; A45C 11/34; A45F 5/02;  
A45F 5/021; A45F 2200/0566  
See application file for complete search history.

(56) **References Cited**

**U.S. PATENT DOCUMENTS**

- D171,359 S \* 1/1954 Keyston ..... D3/229
- 4,399,934 A \* 8/1983 Dupont ..... A45F 5/02  
224/240
- D286,949 S \* 12/1986 Hardman ..... D3/229
- 5,009,346 A \* 4/1991 Butler ..... A45C 11/00  
206/229
- 5,381,922 A \* 1/1995 Gladman ..... A45F 5/02  
224/666
- 5,443,192 A \* 8/1995 Hodges ..... A45F 5/02  
224/148.6
- D374,770 S \* 10/1996 Case ..... D3/228

- D404,562 S \* 1/1999 Brown ..... D3/215
- D464,793 S \* 10/2002 Anderton ..... D3/215
- D631,648 S \* 2/2011 Pullin ..... D3/203.1

\* cited by examiner

*Primary Examiner* — Catheri Oliver-Garcia  
(74) *Attorney, Agent, or Firm* — Parsons Behle & Latimer

(57) **CLAIM**

The ornamental design for a ribbon-made article holder, as shown and described.

**DESCRIPTION**

A portion of the disclosure of this patent document contains material to which a claim for copyright is made. The copyright owner has no objection to the facsimile reproduction by anyone of the patent document or the patent disclosure, as it appears in the Patent and Trademark Office patent file or records, but reserves all other copyright rights whatsoever.

FIG. 1 is a perspective view of the ribbon-made article holder of the present invention.

FIG. 2 is a side view of the ribbon-made article holder of FIG. 1, the side opposite being a mirror image of the side shown.

FIG. 3 is a front view of the ribbon-made article holder of FIG. 1.

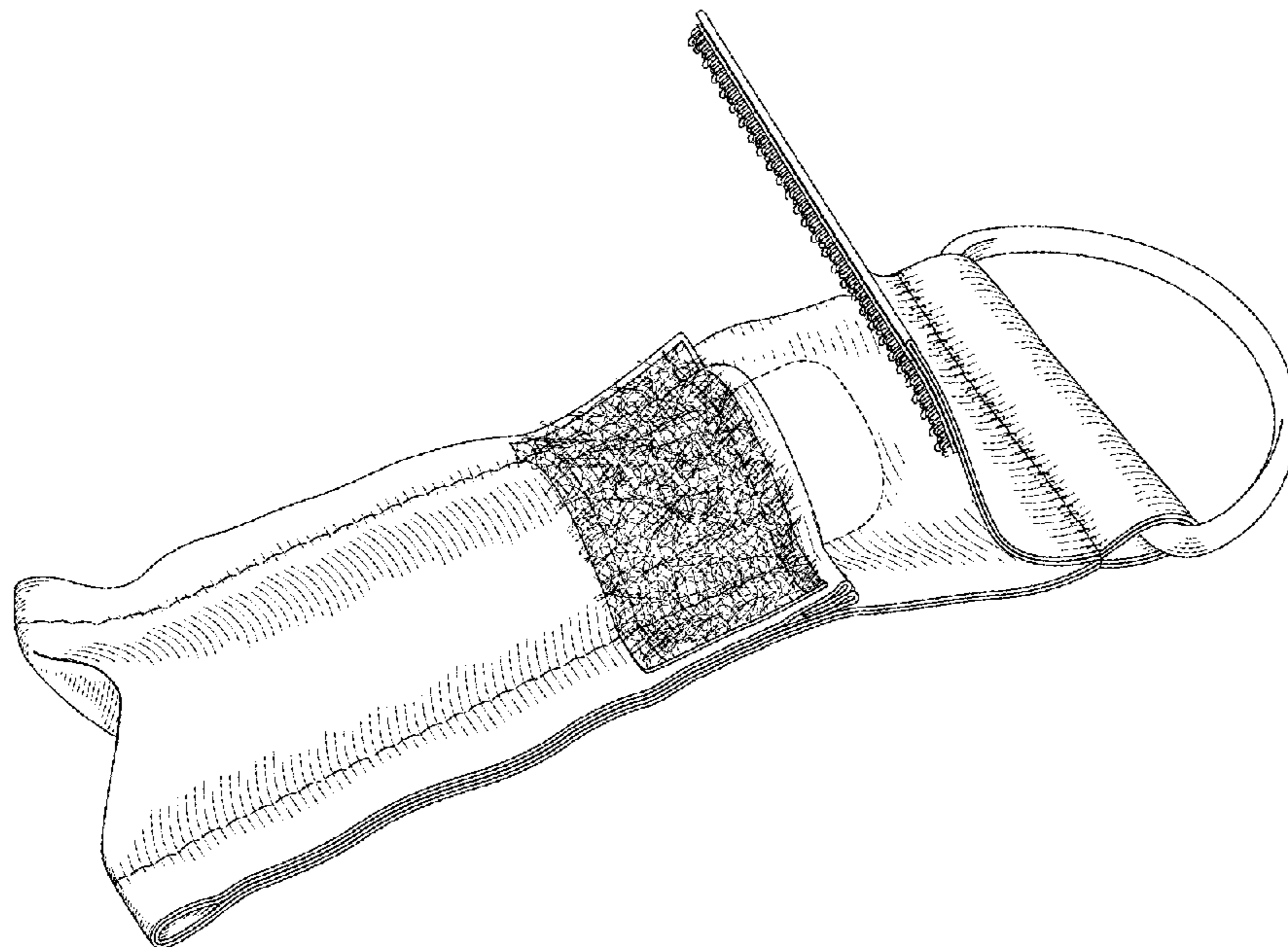
FIG. 4 is a rear view of the ribbon-made article holder of FIG. 1.

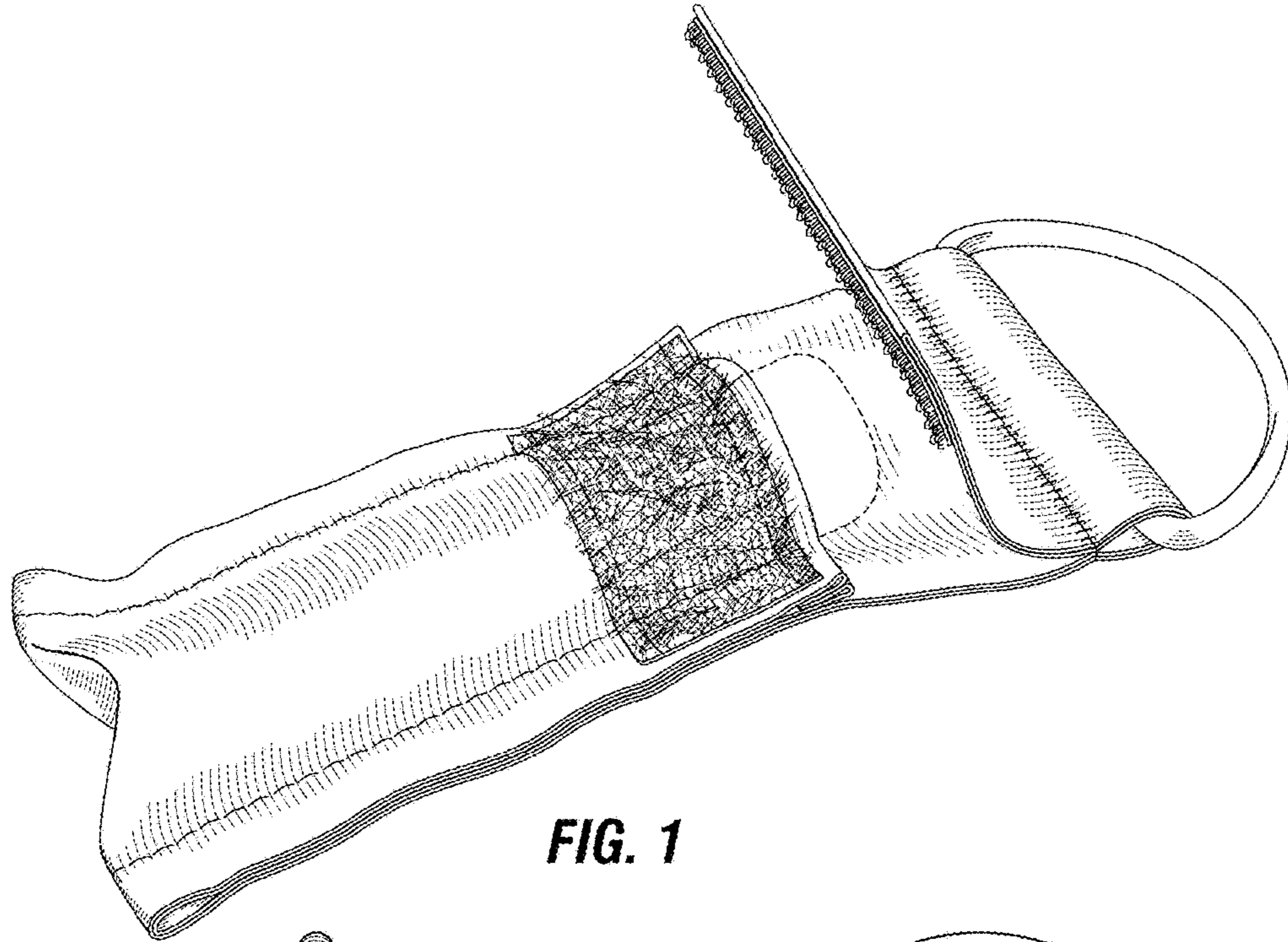
FIG. 5 is a top view of the ribbon-made article holder of FIG. 1; and,

FIG. 6 is a bottom view of the ribbon-made article holder of FIG. 1.

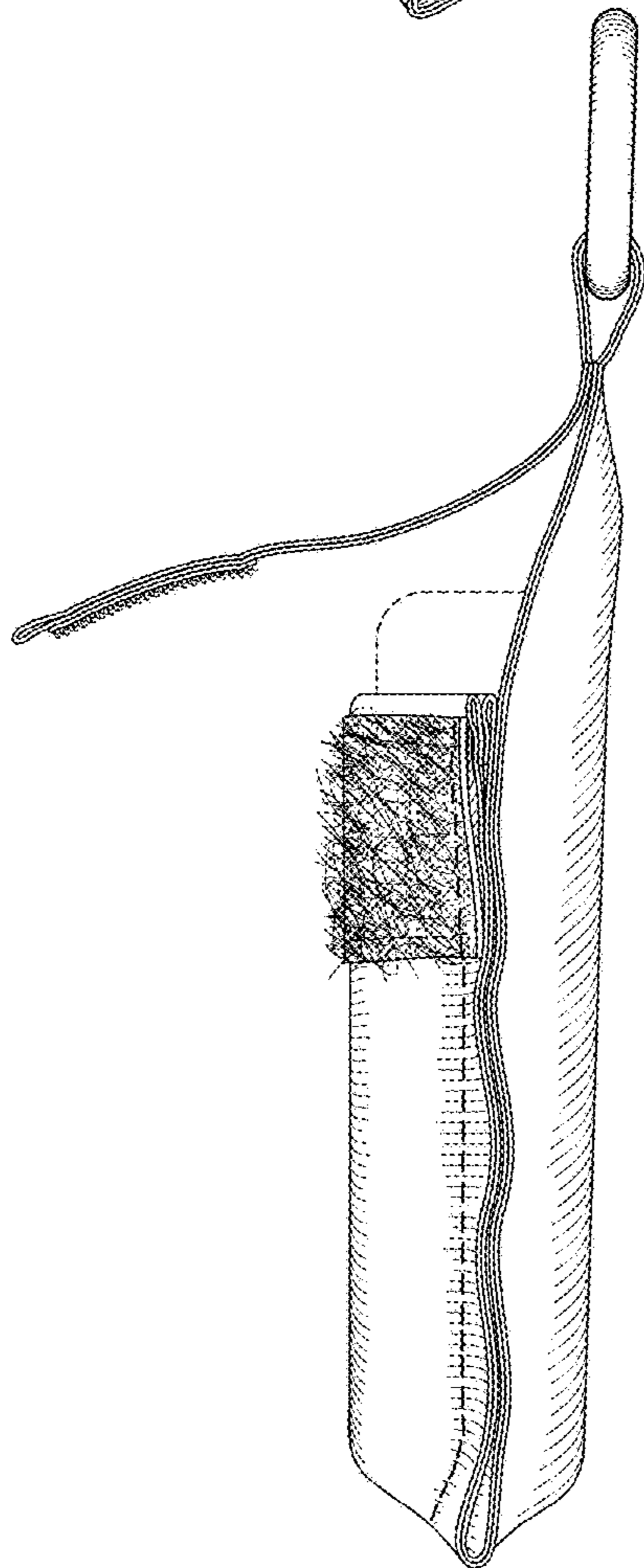
The broken line showing a part of a tube inserted in the article holder in several of the figures is for illustration only and does not form a part of the claimed design.

**1 Claim, 2 Drawing Sheets**

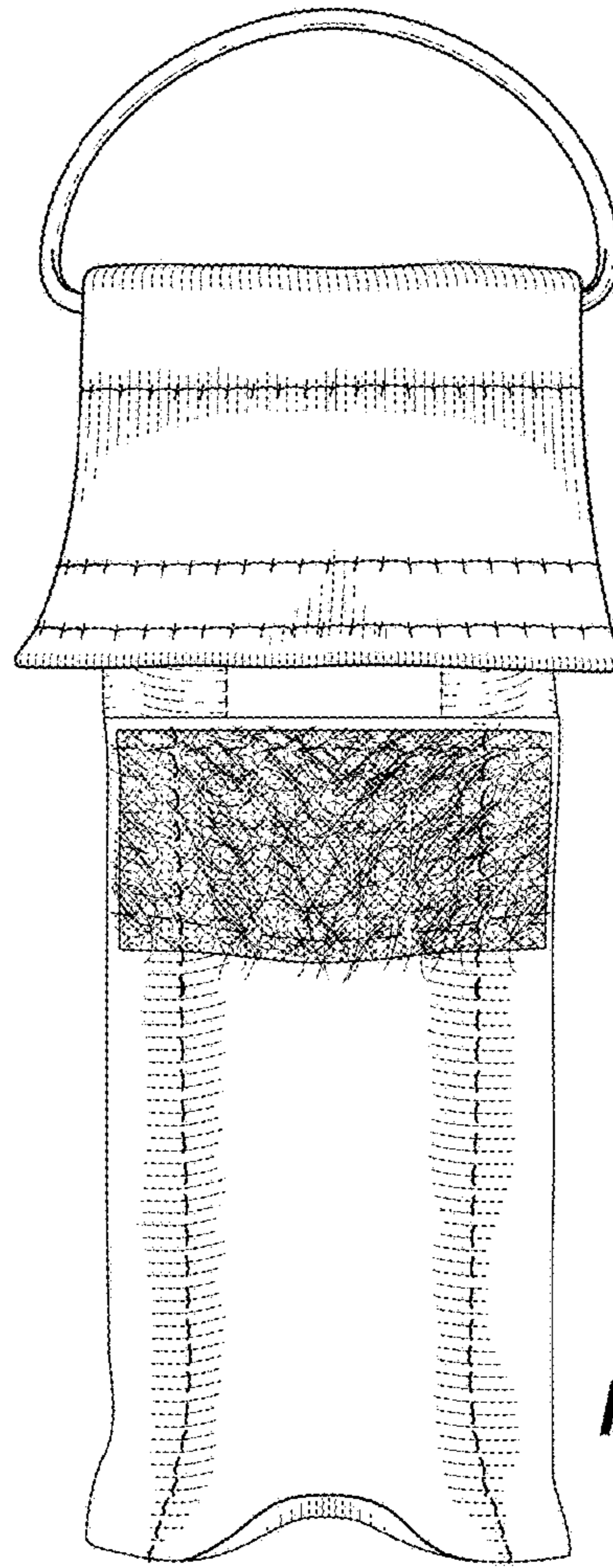




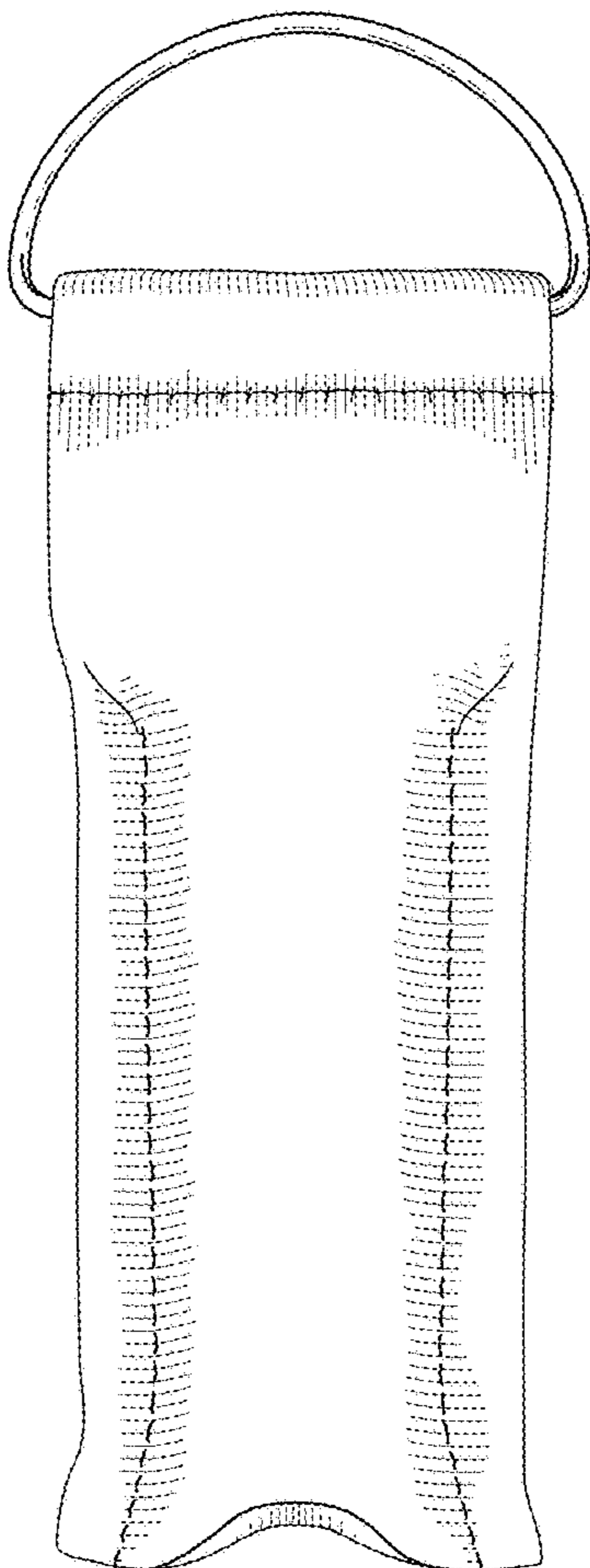
**FIG. 1**



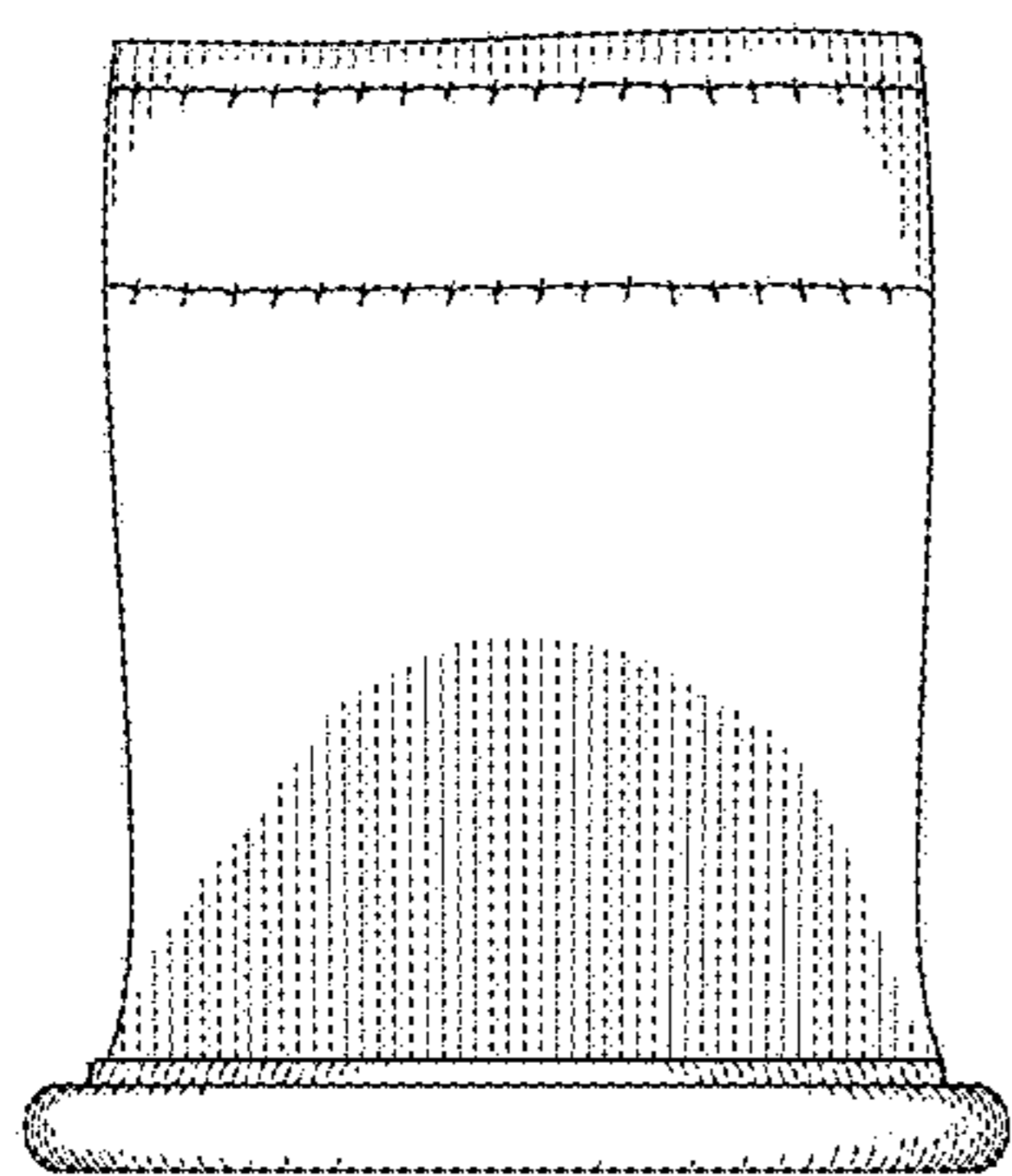
**FIG. 2**



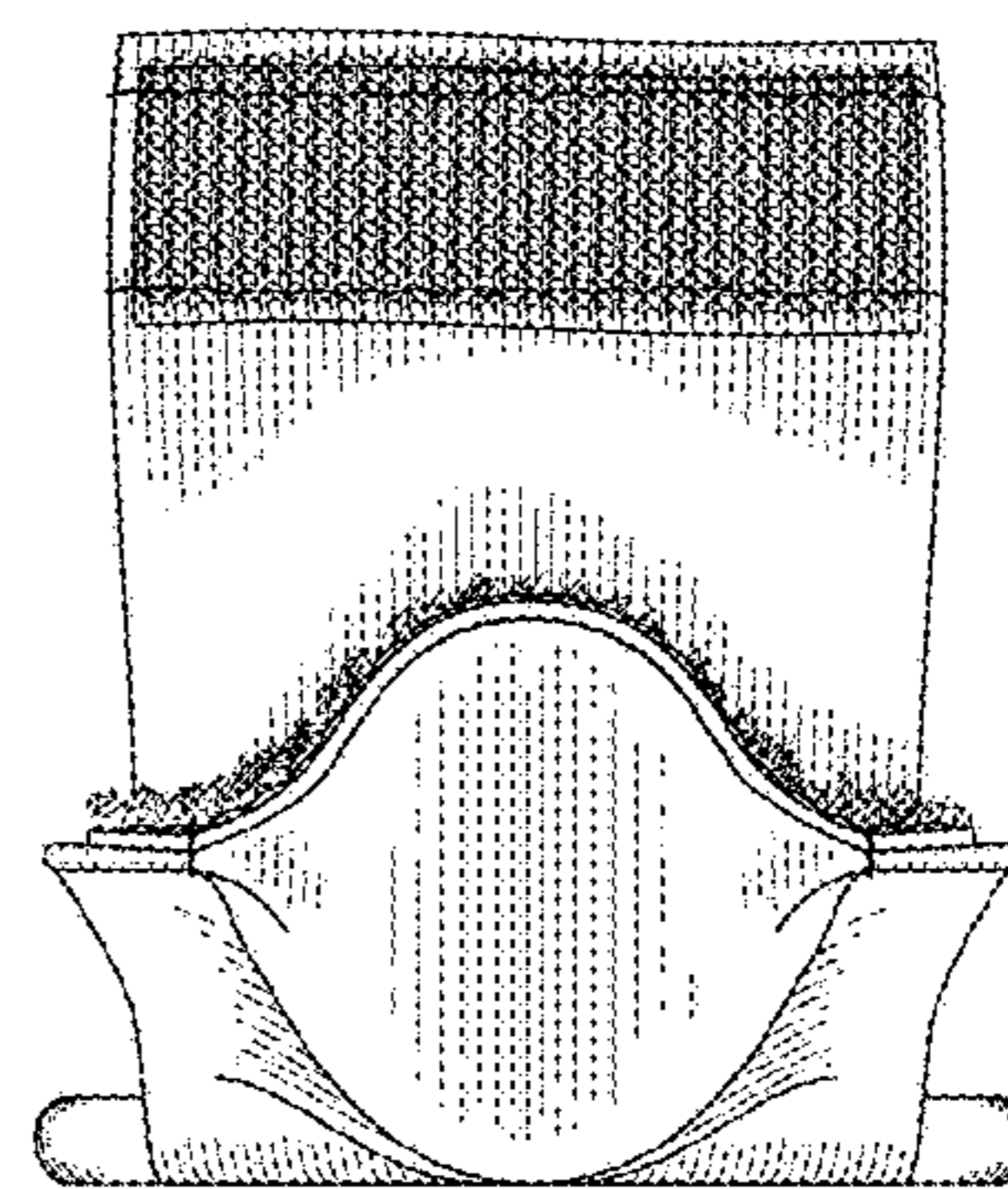
**FIG. 3**



**FIG. 4**



**FIG. 5**



**FIG. 6**