



US00D778026S

(12) **United States Design Patent**
Roetheli

(10) **Patent No.:** **US D778,026 S**

(45) **Date of Patent:** **** Feb. 7, 2017**

(54) **PET TREAT**

(71) Applicant: **Pet's Best Life, LLC**, North Kansas
City, MO (US)

(72) Inventor: **Joseph C. Roetheli**, Liberty, MO (US)

(73) Assignee: **PET'S BEST LIFE, LLC**, North
Kansas City, MO (US)

(**) Term: **15 Years**

(21) Appl. No.: **29/547,143**

(22) Filed: **Dec. 1, 2015**

Related U.S. Application Data

(62) Division of application No. 29/491,429, filed on May
21, 2014, now Pat. No. Des. 747,066.

(51) **LOC (10) Cl.** **01-01**

(52) **U.S. Cl.**
USPC **D1/199**

(58) **Field of Classification Search**

USPC D1/100-130, 199; 426/104, 108, 138,
426/391, 549, 808, 94, 143, 559, 560;
D11/12, 24, 40, 43, 79, 86, 95;
D24/101-104; 446/118, 128; D21/484,
D21/499, 503, 335, 341, 346, 307;
D9/707, 756, 425; 273/261, 267, 271,
273/276; D7/357, 554.1, 584, 672,
D7/675

CPC A23G 3/50; A23G 3/54; A23J 3/26;
A23L 1/0067

See application file for complete search history.

(56) **References Cited**

U.S. PATENT DOCUMENTS

D235,248 S * 6/1975 Bennet D9/430
4,355,485 A * 10/1982 Frank A01G 9/023
47/82

D291,881 S * 9/1987 Koushiefes D11/90
D334,420 S * 3/1993 Gladfelter D23/207
D402,436 S * 12/1998 Cawley D1/129
D404,830 S * 1/1999 Childs D24/224
D413,835 S * 9/1999 Guarriello D11/143
D449,881 S * 10/2001 Mock, Sr. D24/101
D526,885 S * 8/2006 Kelleghan D8/356
9,016,485 B1 * 4/2015 Liu A47B 47/0075
211/183
D733,322 S * 6/2015 Walczak D13/102
D748,240 S * 1/2016 Goode D24/101
2011/0192854 A1 * 8/2011 Chen B65D 21/0202
220/660

* cited by examiner

Primary Examiner — Garth Rademaker

Assistant Examiner — Katie S Mroczka

(74) *Attorney, Agent, or Firm* — Hovey Williams LLP

(57) **CLAIM**

The ornamental design for a pet treat, as shown and
described.

DESCRIPTION

FIG. 1 is a top perspective view of a pet treat in accordance
with the present invention;

FIG. 2 is a bottom perspective view of the pet treat shown
in FIG. 1;

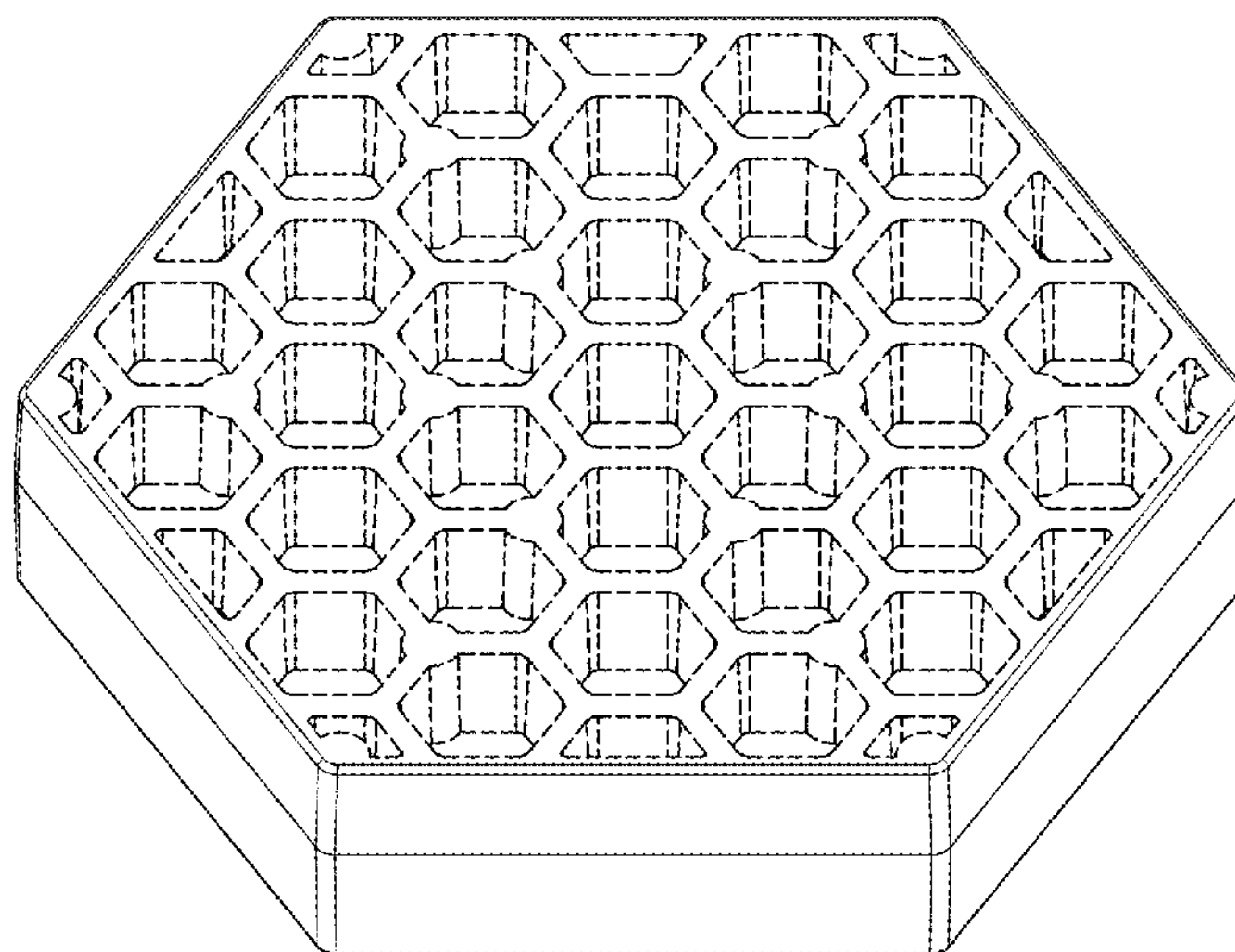
FIG. 3 is a top plan view of the pet treat shown in FIGS. 1-2;
FIG. 4 is a front elevational view of the pet treat shown in
FIGS. 1-3;

FIG. 5 is a side elevational view of the pet treat shown in
FIGS. 1-4; and,

FIG. 6 is a bottom plan view of the pet treat shown in FIGS.
1-5.

The broken lines in FIGS. 1-6 represent portions of the pet
treat and broken lines on the top and bottom surfaces of the
design also indicate boundaries of the claimed design. None
of the broken lines form any part of the claimed design.

1 Claim, 3 Drawing Sheets



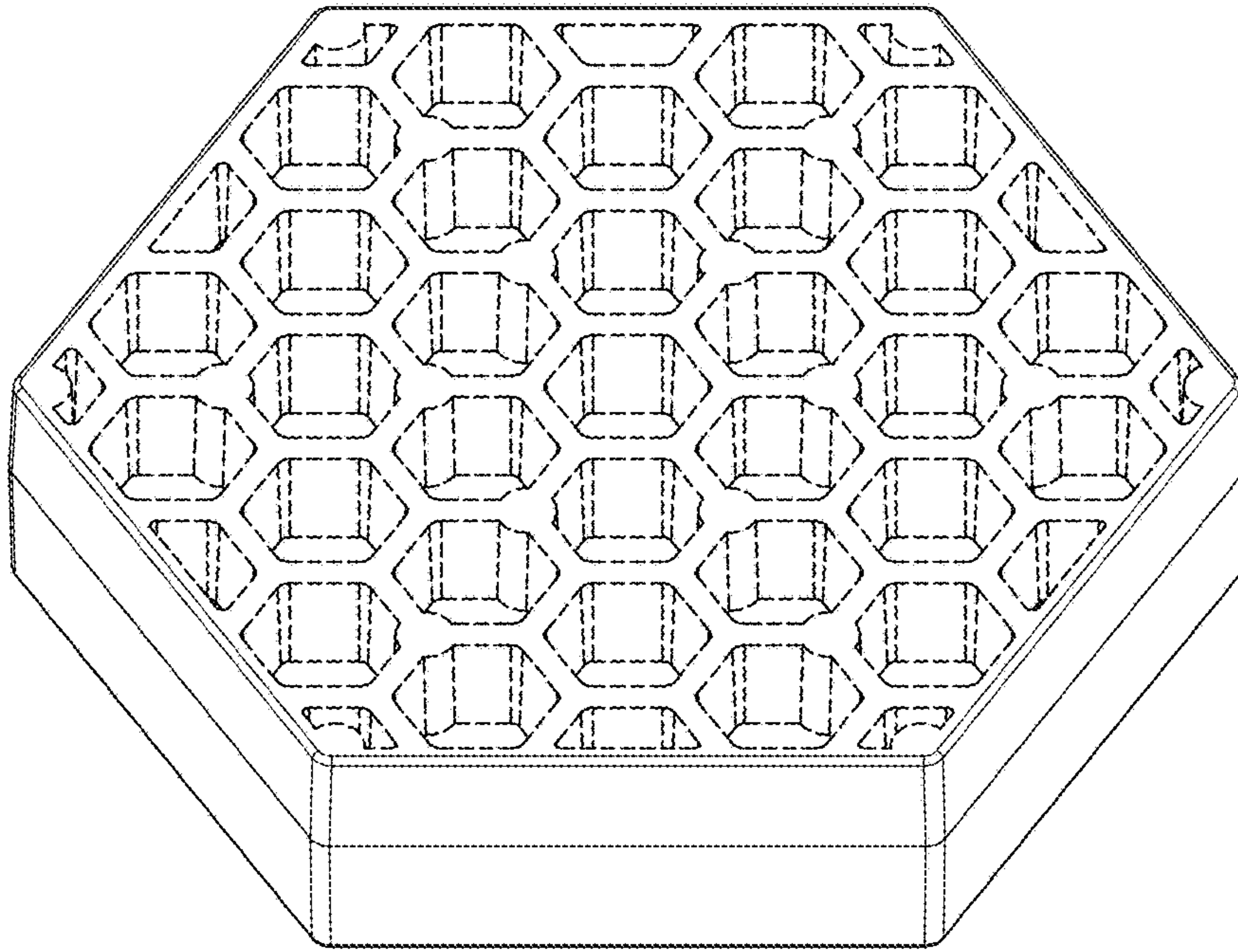


Fig. 1.

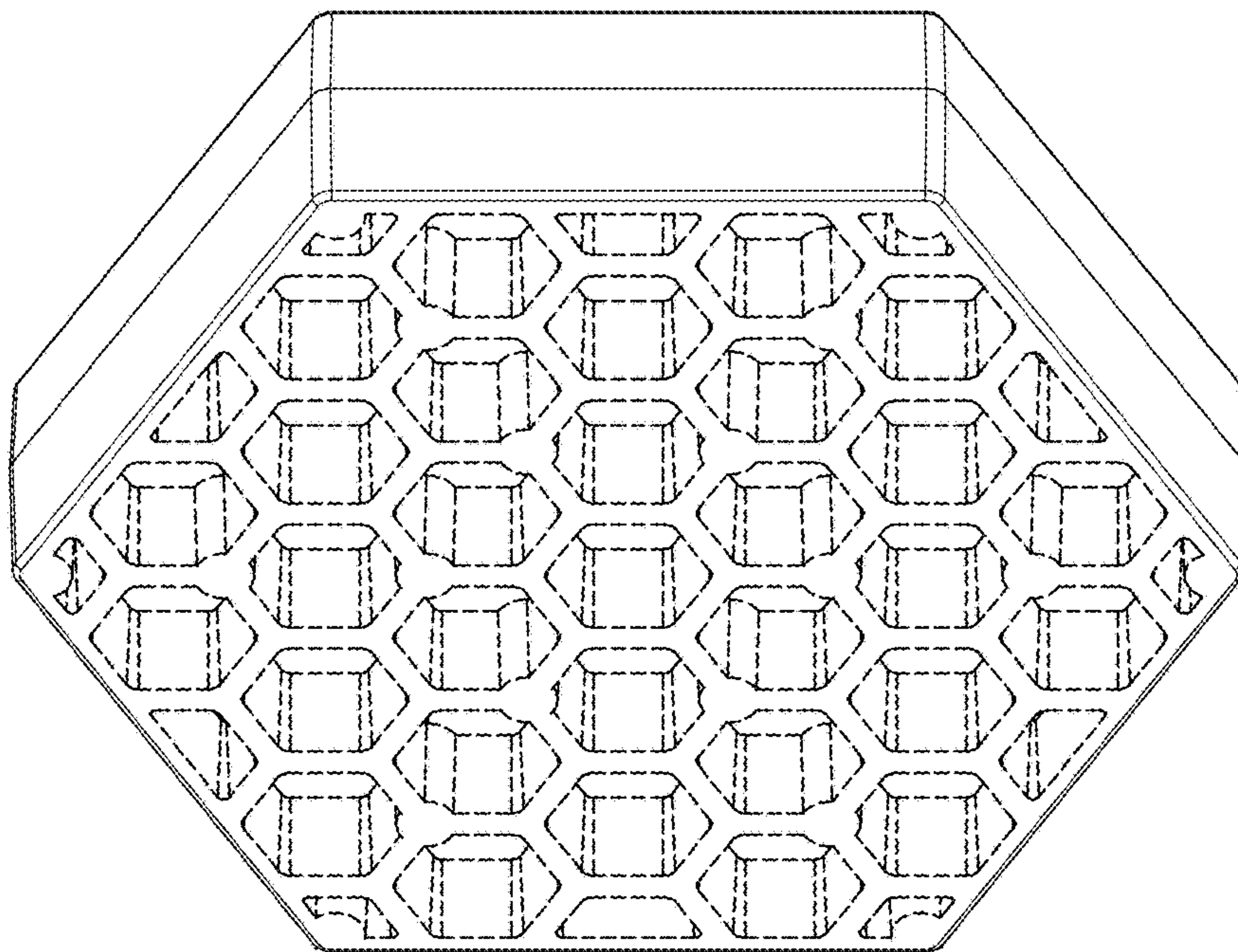


Fig. 2.

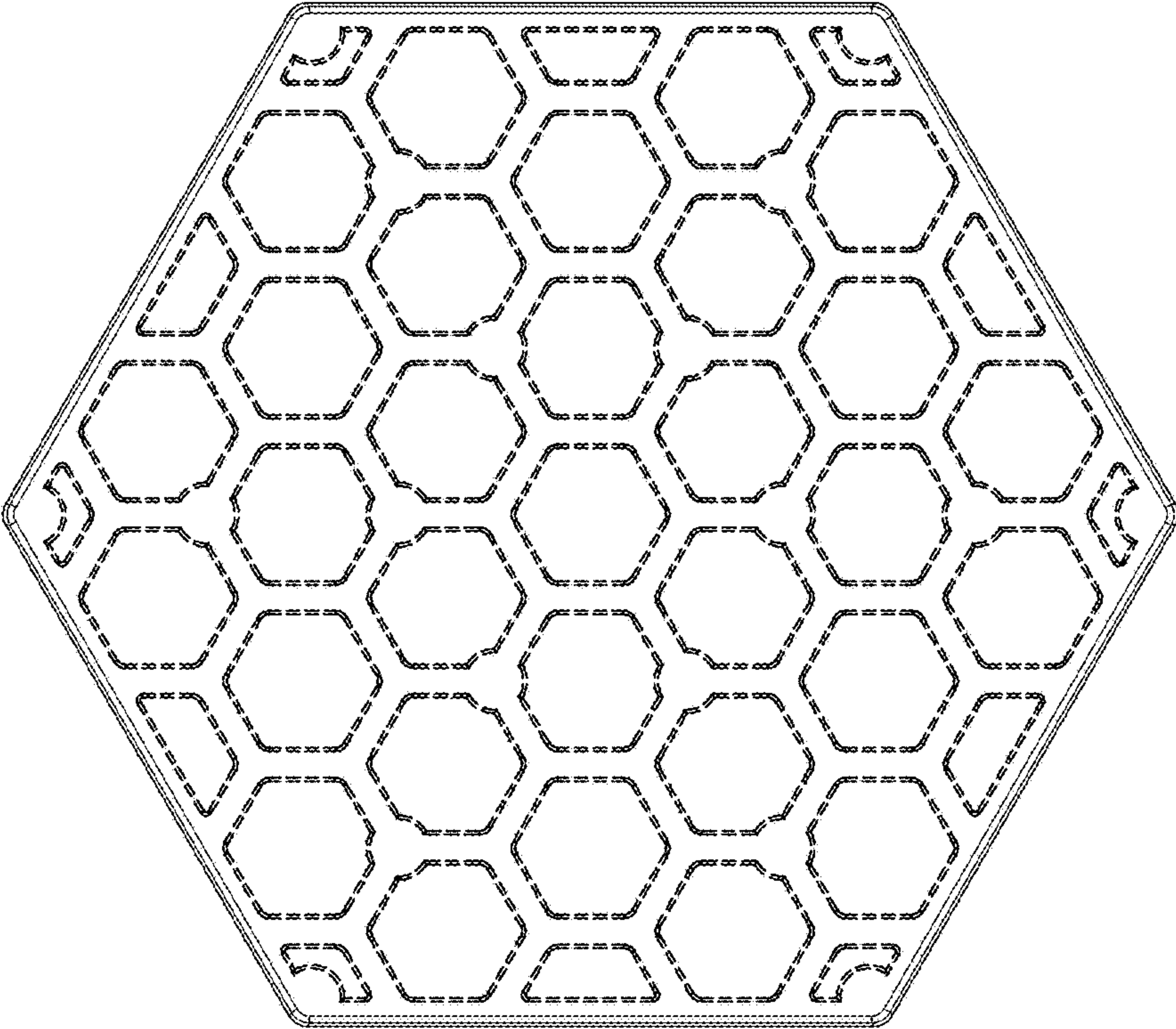


Fig. 3.




Fig. 4.

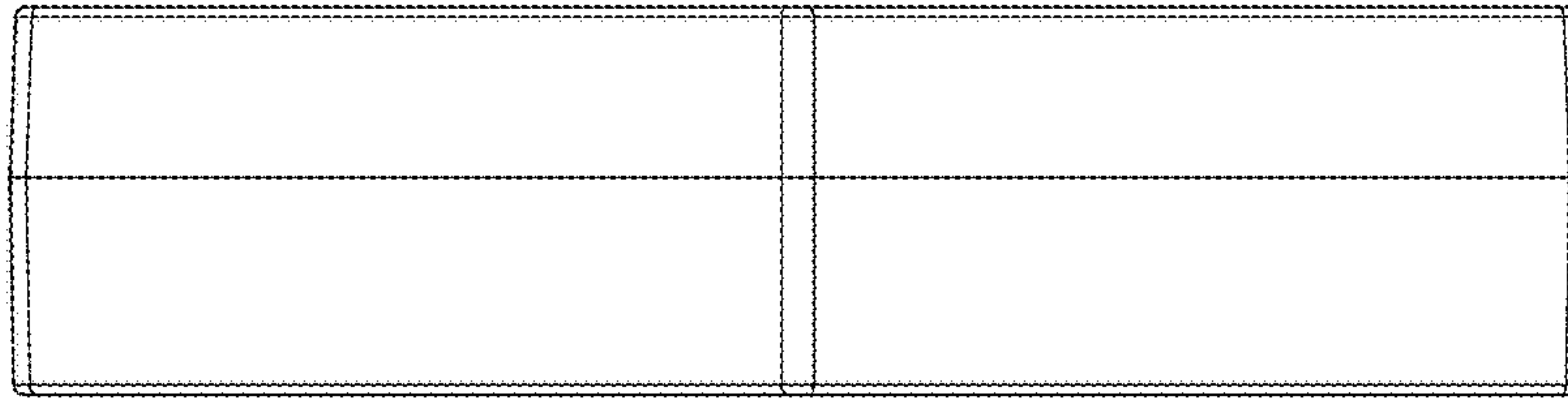


Fig. 5.

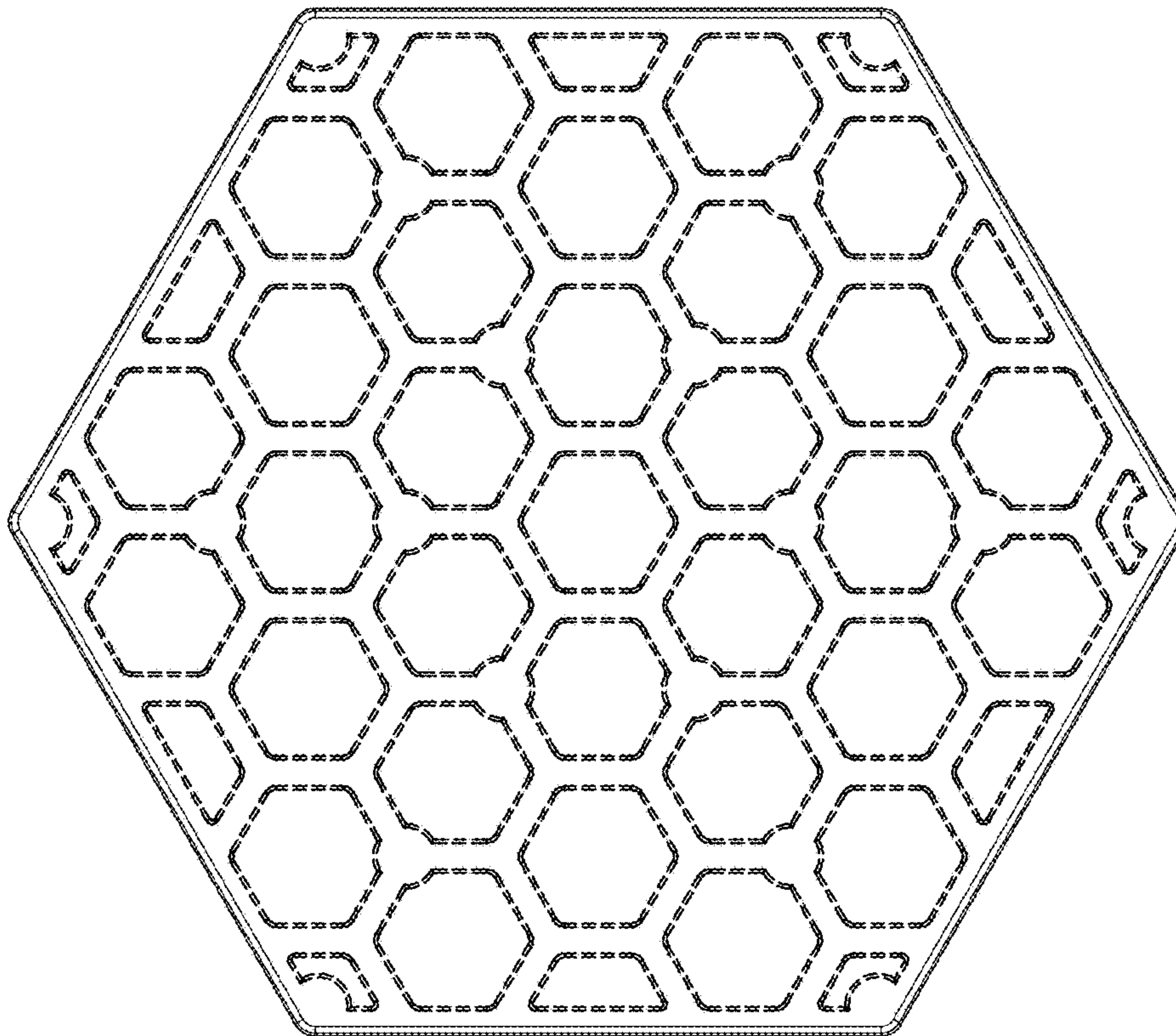


Fig. 6.