



US00D778020S

(12) **United States Design Patent**
Cole et al.

(10) **Patent No.:** **US D778,020 S**
(45) **Date of Patent:** **** Jan. 31, 2017**

(54) **CLEANING ARTICLE**

FOREIGN PATENT DOCUMENTS

- (71) Applicant: **3M INNOVATIVE PROPERTIES COMPANY**, St. Paul, MN (US)
- (72) Inventors: **Matthew S. Cole**, Eagan, MN (US); **Matthew D. Chaffee**, White Bear Lake, MN (US); **Jessica L. Staude**, St. Paul, MN (US); **Peter Ehling**, Chicago, IL (US); **David Yoon**, Chicago, IL (US); **RichardLouie A. Reyes**, Chicago, IL (US); **Daniel A. Streng**, Elmwood Park, IL (US); **Guo Wei Chen**, Chicago, IL (US); **Dariusz Piech**, Bloomingdale, IL (US); **Daniel A. Schaumann**, Chicago, IL (US); **Mark D. Weiser**, Chicago, IL (US)

JP	D1170845	4/2003
JP	D1456382	11/2012
KR	30-0697534	6/2013

Primary Examiner — Susan Bennett Hattan

Assistant Examiner — Rebecca Tsehaye

(74) *Attorney, Agent, or Firm* — Irina Hass

- (73) Assignee: **3M INNOVATIVE PROPERTIES COMPANY**, St. Paul, MN (US)

(**) Term: **14 Years**

(21) Appl. No.: **29/515,966**

(22) Filed: **Jan. 28, 2015**

(51) **LOC (10) Cl.** **08-99**

(52) **U.S. Cl.**
USPC **D32/35**

(58) **Field of Classification Search**
 USPC D32/40, 35, 41-46; D5/56, 57, 58, 53, D5/59, 60, 61, 62, 7, 6, 32, 37; D28/7, D28/63; 15/208, 209.1, 244.1, 244.3, 15/244.4, 216, 219, 227; D6/582
 CPC A47L 13/00; A47L 13/10; A47L 13/12; A47L 13/16; A47L 13/17; A47L 13/18
 See application file for complete search history.

(56) **References Cited**

U.S. PATENT DOCUMENTS

D65,937 S *	11/1924	Vandergaw et al.	D5/57
D66,719 S *	2/1925	Vandergaw et al.	D5/57
D382,119 S *	8/1997	Ferrero	D5/53
D443,766 S *	6/2001	Bredendick	D5/53

(Continued)

(57) **CLAIM**

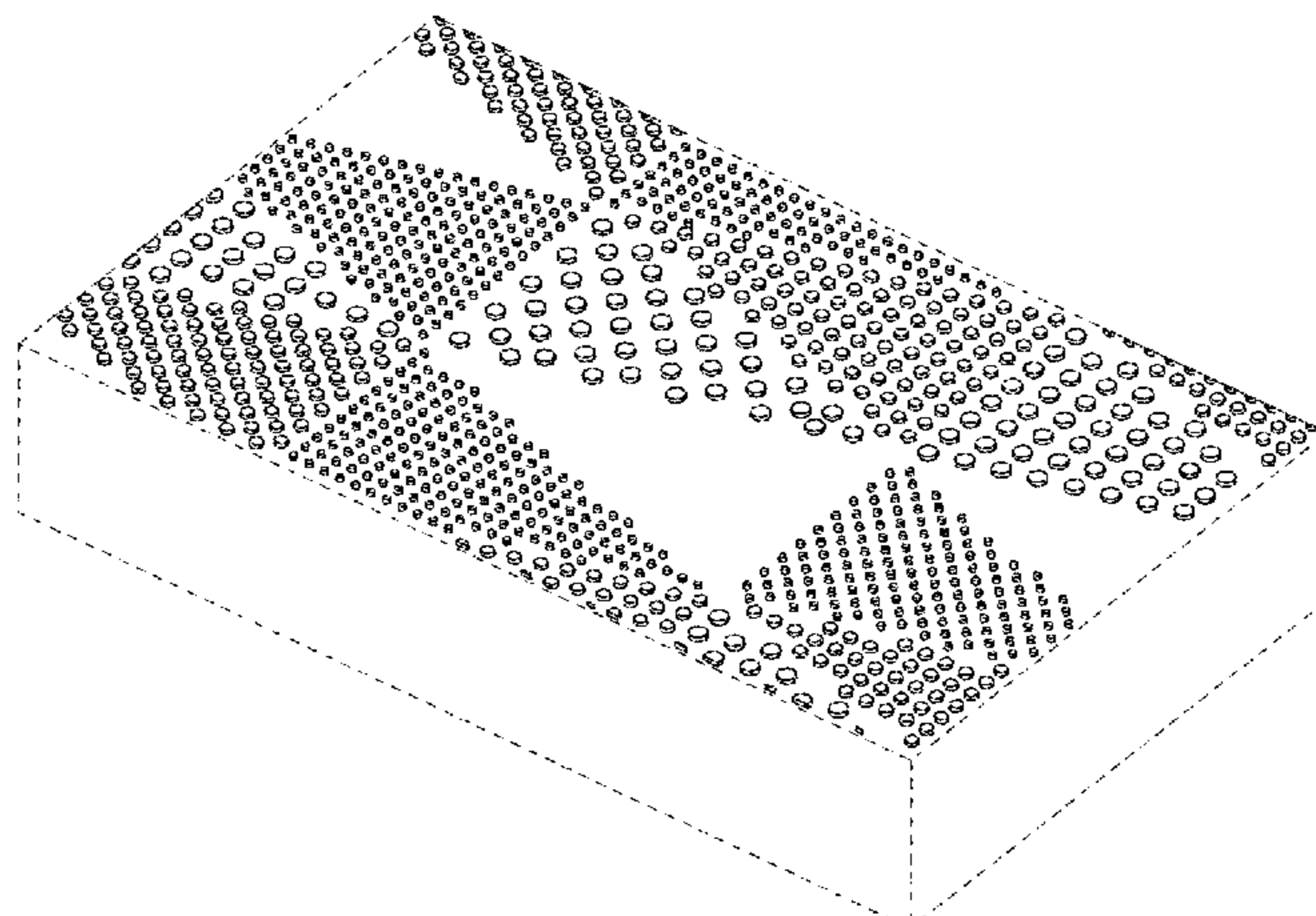
The ornamental design for a cleaning article, as shown and described.

DESCRIPTION

FIG. 1 is a perspective view of a first embodiment of a cleaning article showing the new design;
 FIG. 2 is a top view thereof;
 FIG. 3 is a bottom view thereof;
 FIG. 4 is a front view thereof;
 FIG. 5 is a rear view thereof;
 FIG. 6 is a left side view thereof;
 FIG. 7 is a right side view thereof;
 FIG. 8 is a perspective view of a second embodiment of a cleaning article showing the new design;
 FIG. 9 is a top view thereof;
 FIG. 10 is a bottom view thereof;
 FIG. 11 is a front view thereof;
 FIG. 12 is a rear view thereof;
 FIG. 13 is a left side view thereof; and,
 FIG. 14 is a right side view thereof.

In the drawings, the dash-dot-dash lines represent boundaries of the claim. The portions of the cleaning article in FIGS. 1-14 shown in broken lines are included to show features that form no part of the claimed design.

1 Claim, 6 Drawing Sheets



(56)

References Cited

U.S. PATENT DOCUMENTS

D588,820 S	*	3/2009	Hall	D5/53
D637,410 S	*	5/2011	Coffaro	D5/61
D674,639 S	*	1/2013	Brown	D6/582
D690,117 S	*	9/2013	Haverfield	D5/57

* cited by examiner

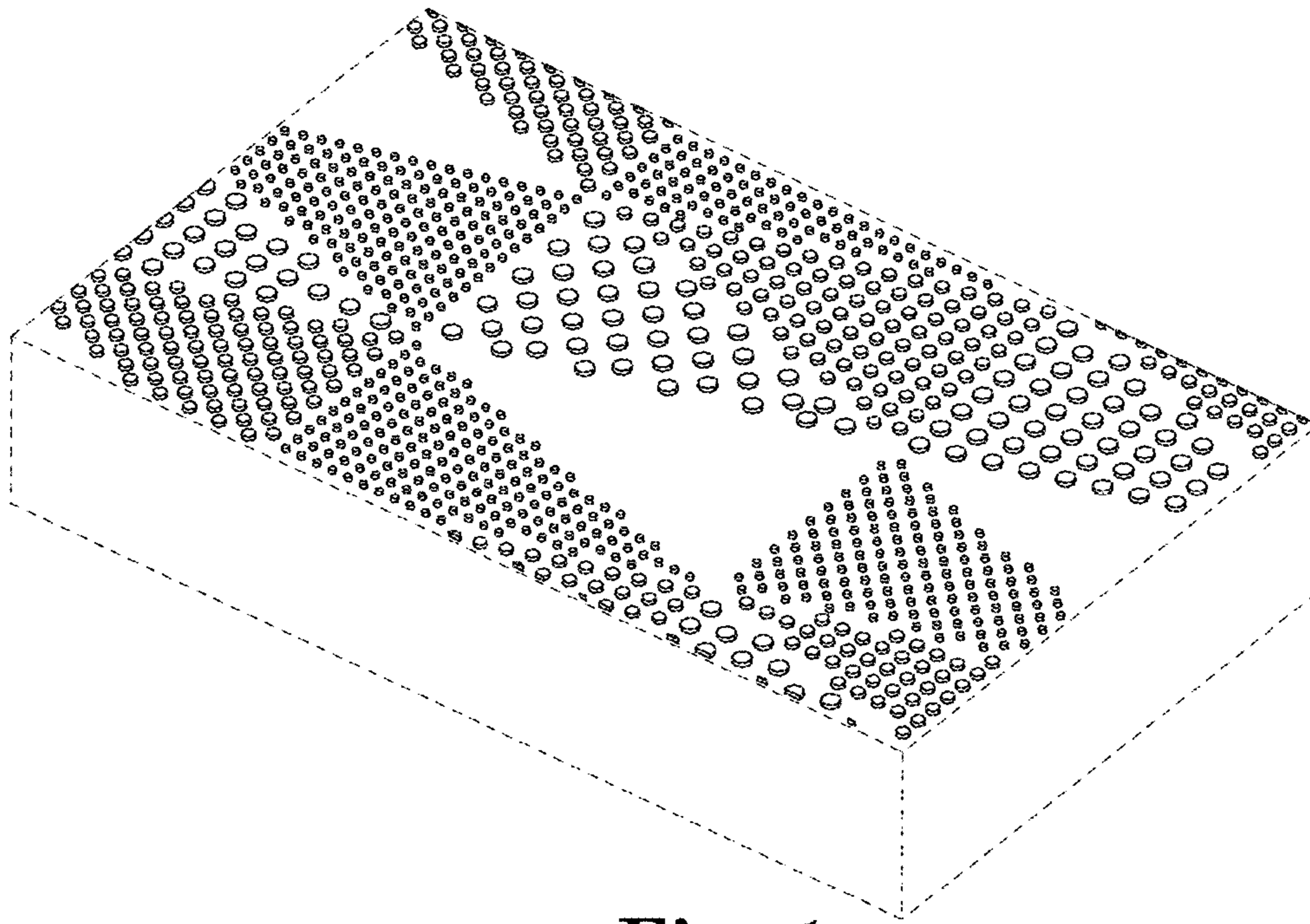


Fig. 1

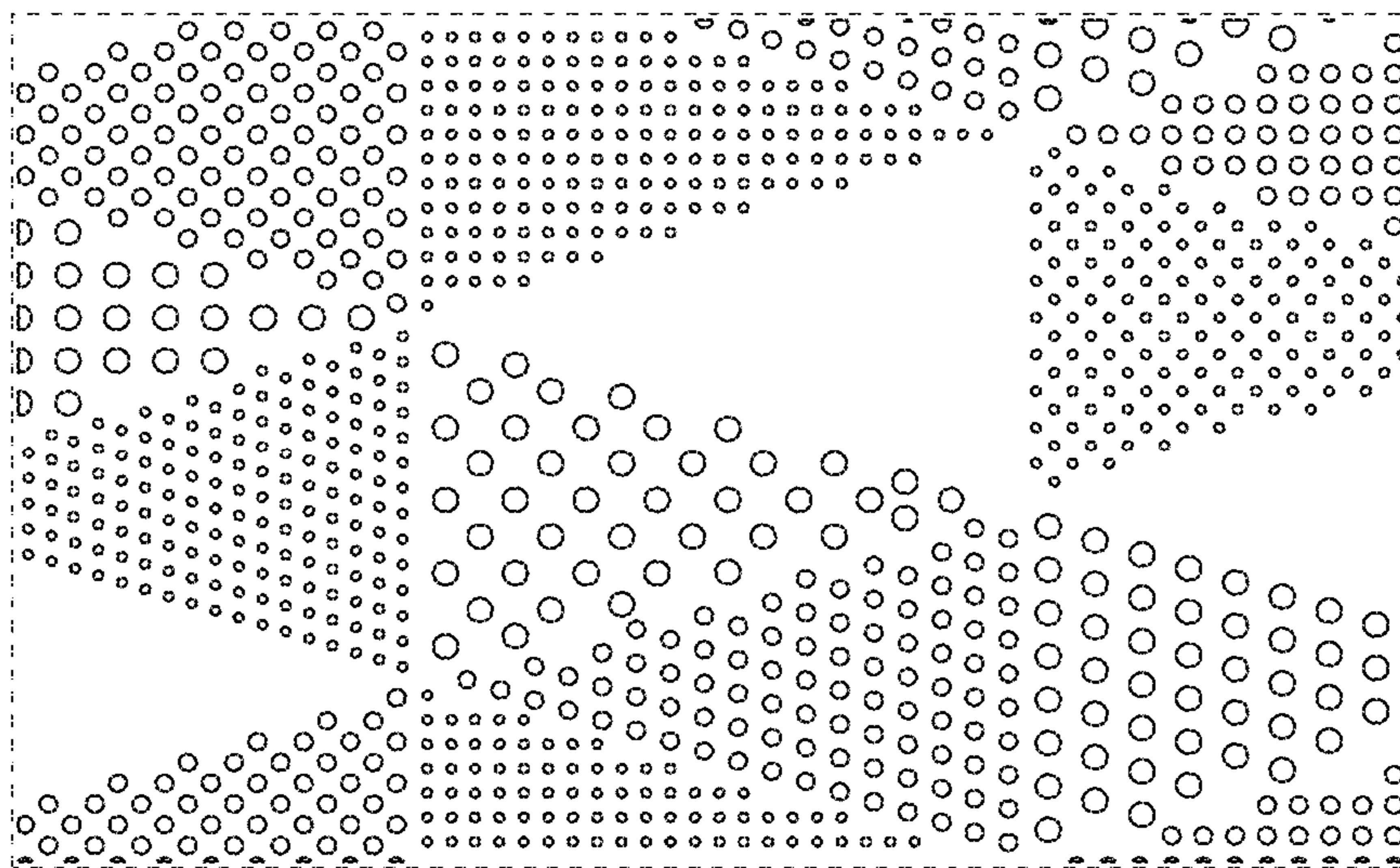


Fig. 2



Fig. 3



Fig. 4



Fig. 5




Fig. 6



Fig. 7

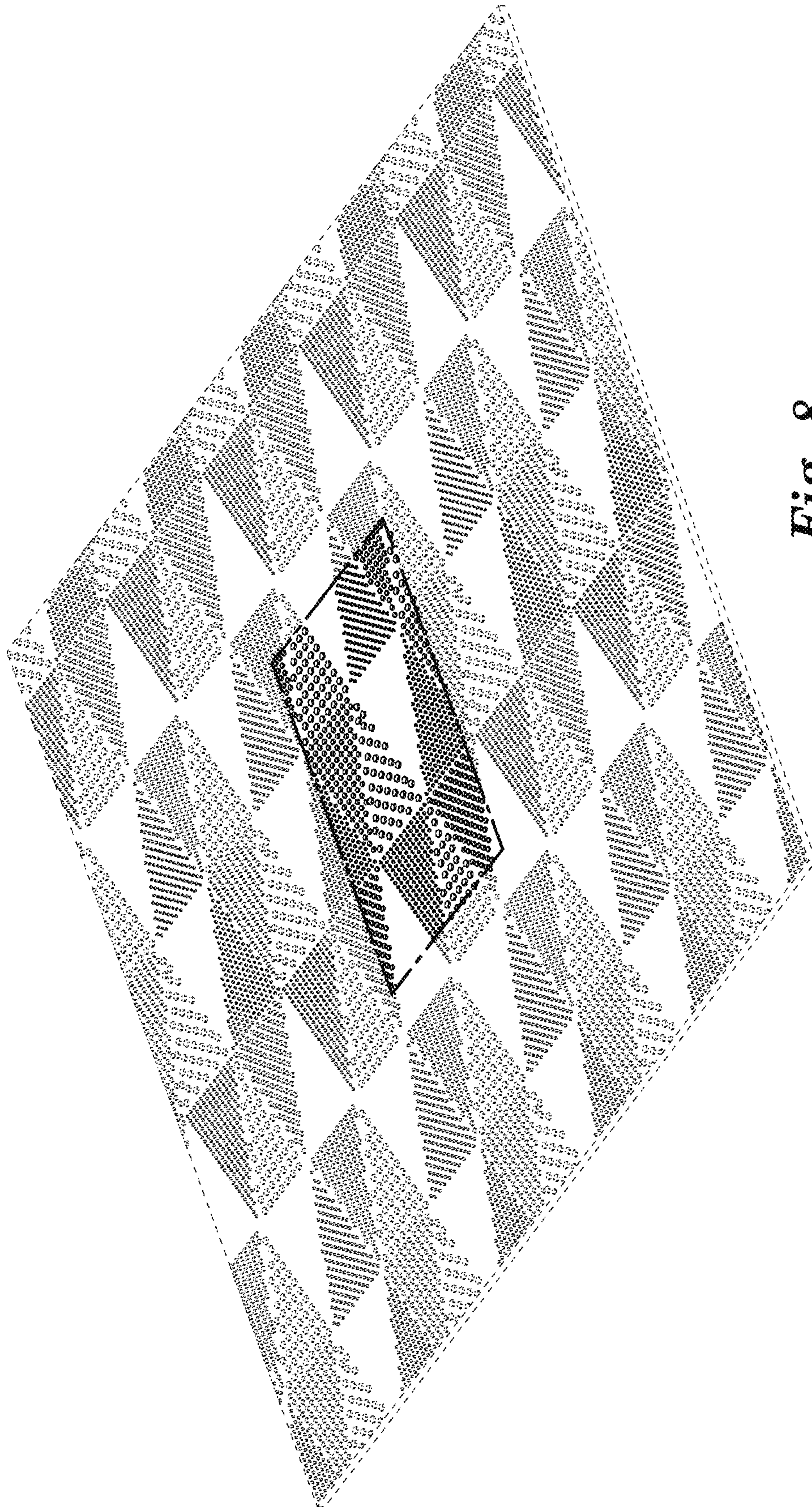


Fig. 8




Fig. 9



Fig. 10




Fig. 11

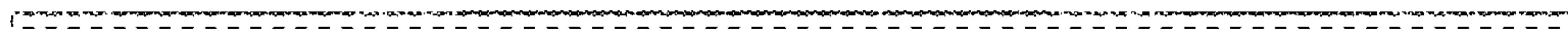


Fig. 12



Fig. 13




Fig. 14