



US00D777989S

(12) **United States Design Patent**
Gerspach

(10) **Patent No.:** **US D777,989 S**

(45) **Date of Patent:** **** Jan. 31, 2017**

- (54) **CONTOURED EAR PROTECTOR**
- (71) Applicant: **Patricia A. Gerspach**, Brown City, MI (US)
- (72) Inventor: **Patricia A. Gerspach**, Brown City, MI (US)
- (**) Term: **15 Years**
- (21) Appl. No.: **29/561,709**
- (22) Filed: **Apr. 19, 2016**
- (51) **LOC (10) Cl.** **29-02**
- (52) **U.S. Cl.**
USPC **D29/112**
- (58) **Field of Classification Search**
USPC D29/100, 102, 105, 106, 108, 112, 122;
D2/865, 867, 878, 891
CPC A42B 3/16; A42B 3/163; A42B 3/166;
A42B 3/18; A42B 3/04; A42B 3/0406; A61F 11/00; A61F 11/008; A61F 11/06; A61F 11/08; A61F 11/10; A61F 11/14; A61F 2011/085; A61F 2011/145; A45D 44/12; A63B 71/10; H04R 1/10
See application file for complete search history.

- 2,700,162 A * 1/1955 Fuller A61F 11/06
2/209
- 2,727,245 A * 12/1955 Suggs A45D 44/12
2/174
- D267,286 S * 12/1982 Anderie D29/112
- 4,791,684 A * 12/1988 Schwartz A61F 11/06
2/209
- 5,023,954 A 6/1991 Lyons
- D328,160 S * 7/1992 Sudduth D29/112
- D331,130 S * 11/1992 Williams D29/112
- D339,659 S * 9/1993 Collins D29/112
- D344,611 S * 2/1994 Hordis D29/112
- 5,920,912 A 7/1999 Patchett
- D415,861 S * 10/1999 Marshall D29/112
- D425,671 S * 5/2000 Cooper D29/112

(Continued)

Primary Examiner — Elizabeth J Oswecki
(74) *Attorney, Agent, or Firm* — Dinsmore & Shohl LLP; Douglas McEvoy

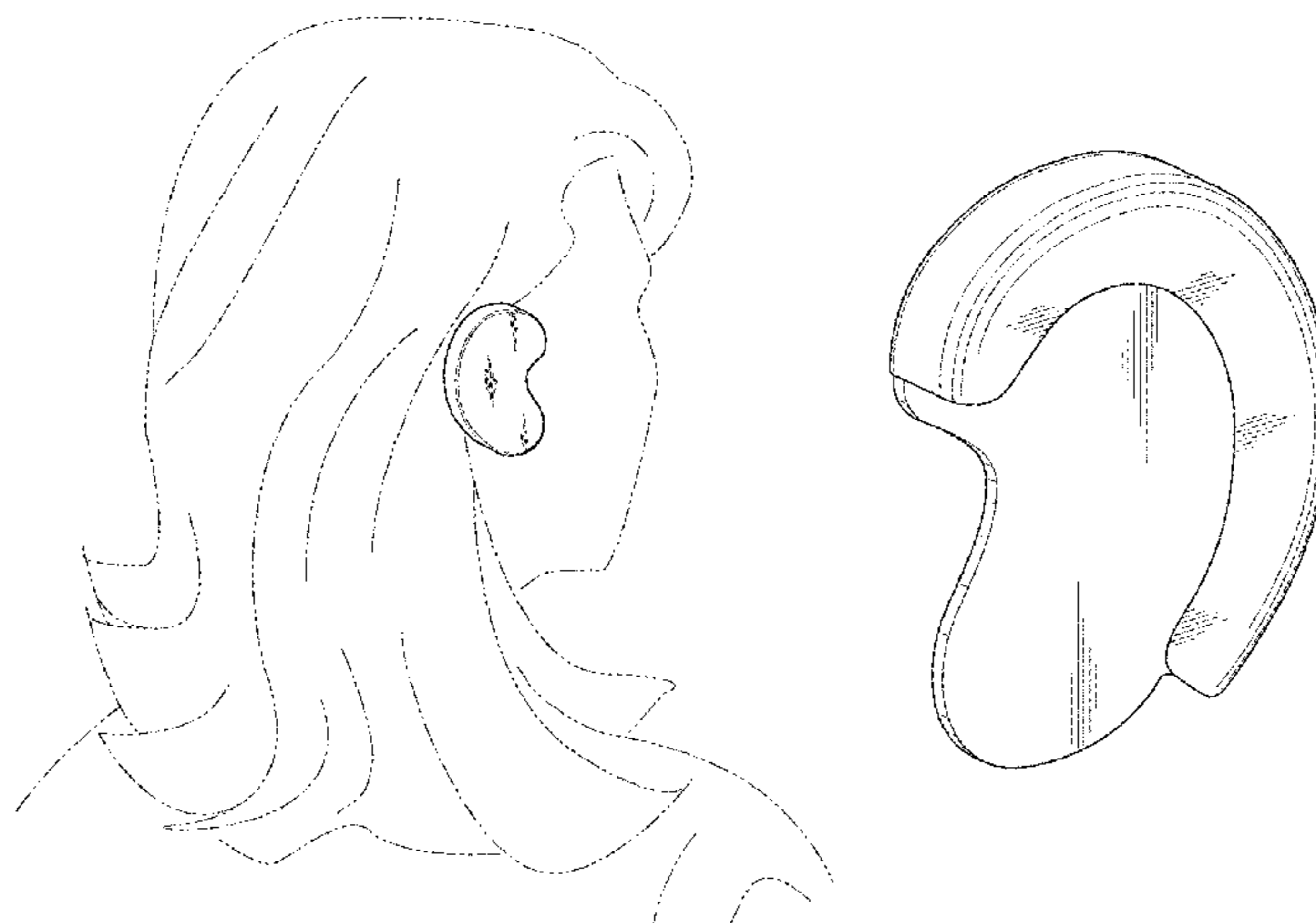
(57) **CLAIM**

The ornamental design for a contoured ear protector, as shown and described.

DESCRIPTION

FIG. 1 is a perspective view of a contoured ear protector showing my new design, in a used condition on a human figure shown in broken lines; FIG. 2 is another perspective view of the contoured ear protector in FIG. 1; FIG. 3 is a right side view thereof; FIG. 4 is a top plan view thereof; FIG. 5 is a front view thereof; FIG. 6 is a left side view thereof; FIG. 7 is a bottom plan view thereof; and, FIG. 8 is a rear view thereof. The broken lines showing a human figure in FIG. 1 form no part of the claimed design.

1 Claim, 3 Drawing Sheets



(56)

References Cited

U.S. PATENT DOCUMENTS

6,237,157	B1	5/2001	Lobbins	
D443,730	S *	6/2001	Tsujino	D29/106
D443,955	S *	6/2001	Tsujino	D29/106
6,298,493	B1	10/2001	Ambroise	
6,505,633	B2	1/2003	Mosely	
6,944,886	B1	9/2005	Jackson	
D613,459	S *	4/2010	Bywater	D24/106
D620,645	S *	7/2010	Russo	D29/112
D632,438	S *	2/2011	Franklin	D29/112
D687,189	S *	7/2013	Fairclough	D29/112
D690,056	S *	9/2013	Lancaster	D29/112
D691,331	S *	10/2013	Copeland	D29/112
D693,967	S *	11/2013	Gill	D29/112
D697,260	S *	1/2014	Raymundo	D28/9
D729,197	S *	5/2015	Kirby	D14/205
2001/0029622	A1	10/2001	Bose et al.	
2002/0023285	A1	2/2002	Mosely	
2012/0324636	A1	12/2012	Schwochert et al.	

* cited by examiner

FIG. 1

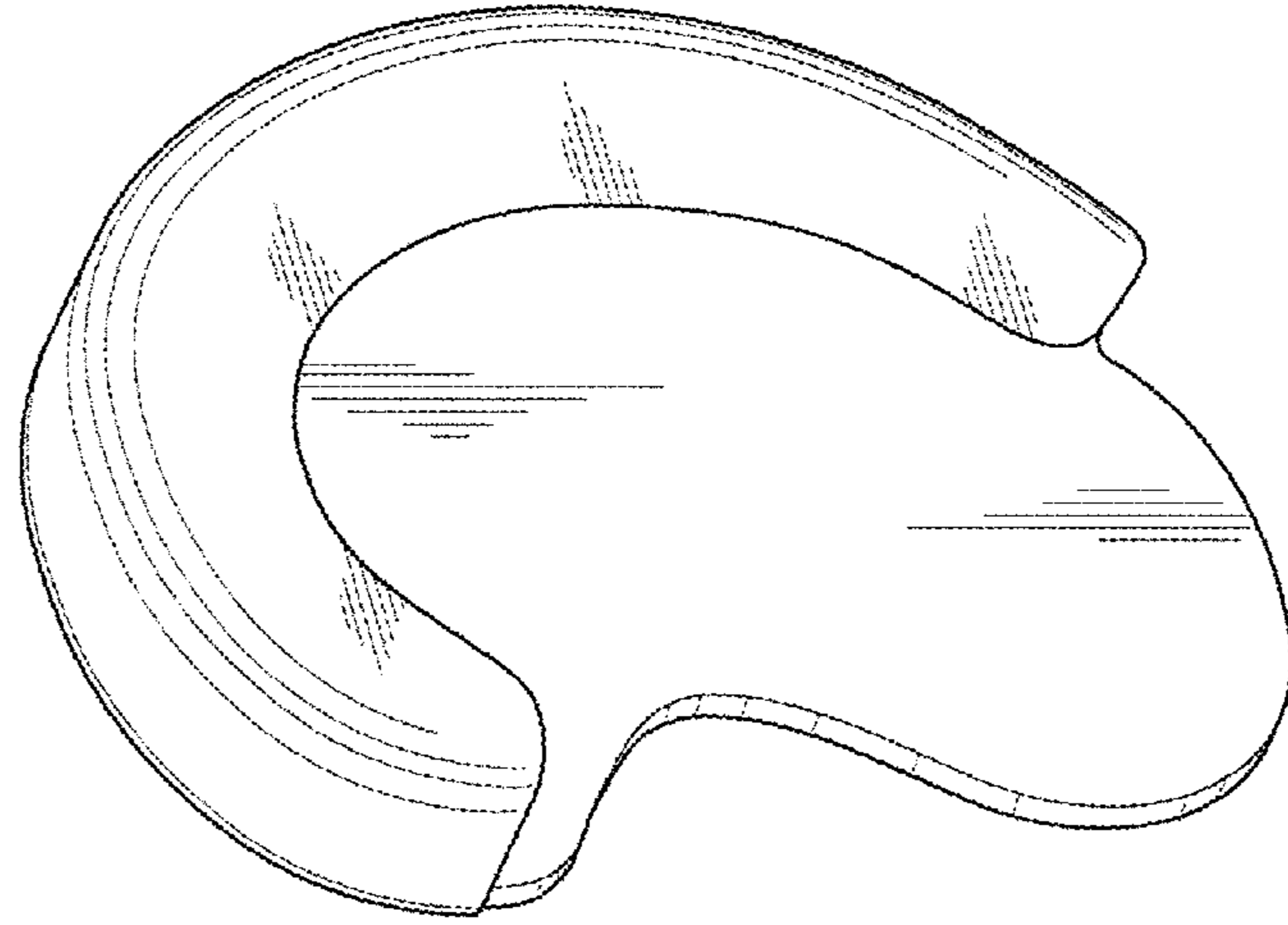


FIG. 2

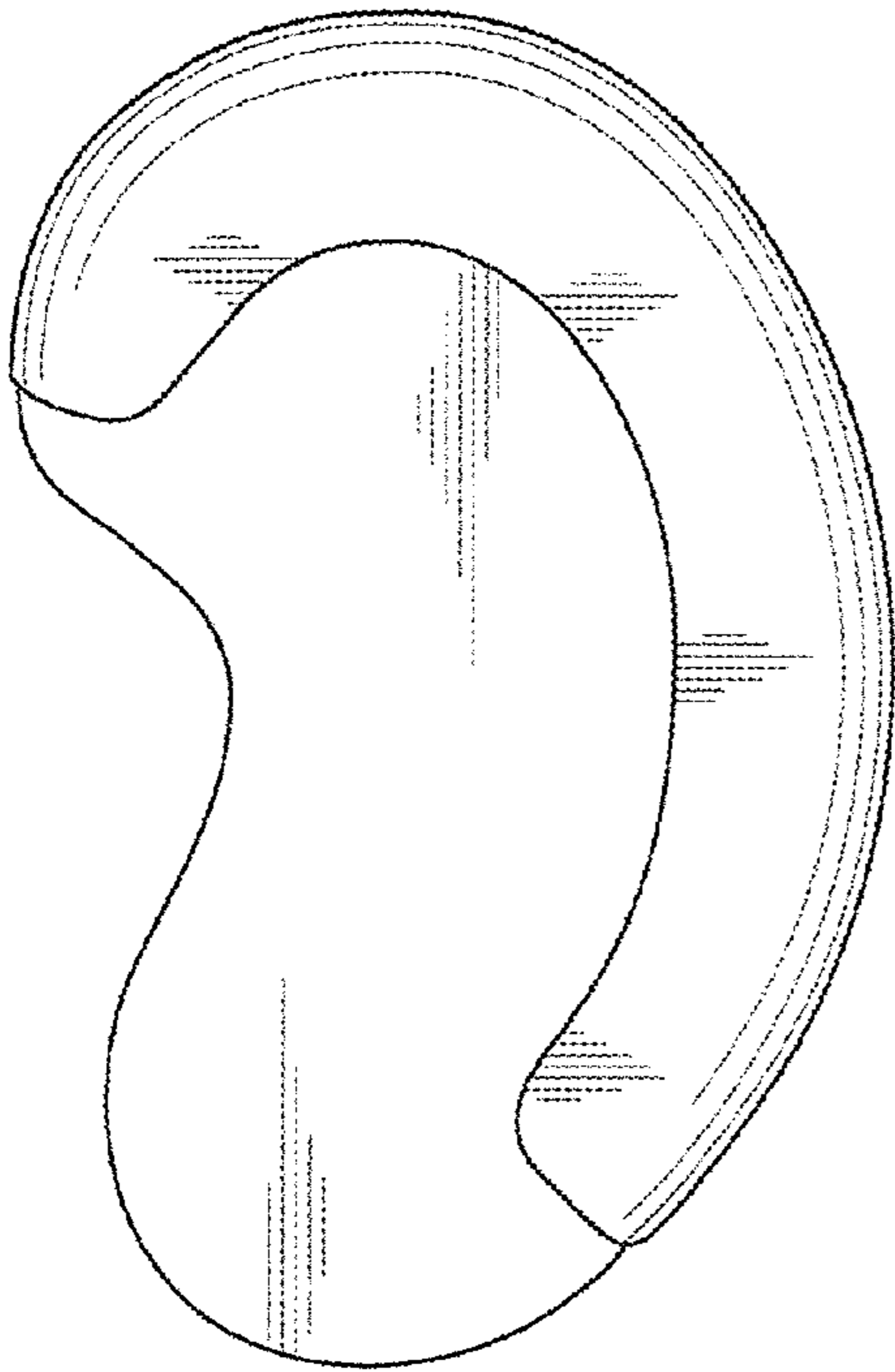


FIG. 3

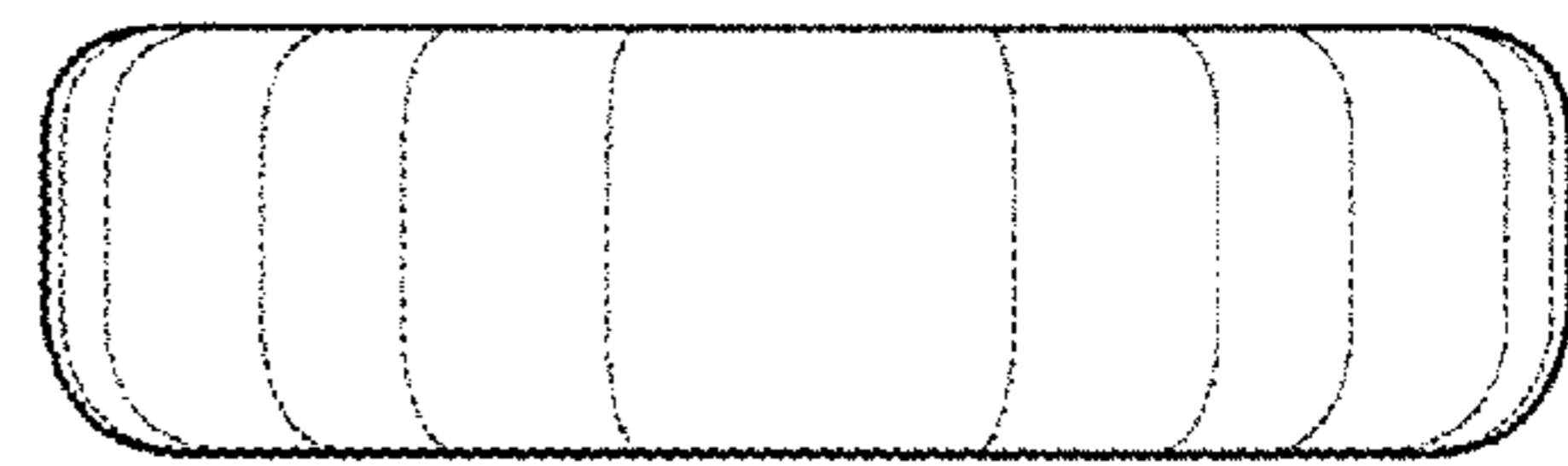


FIG. 4

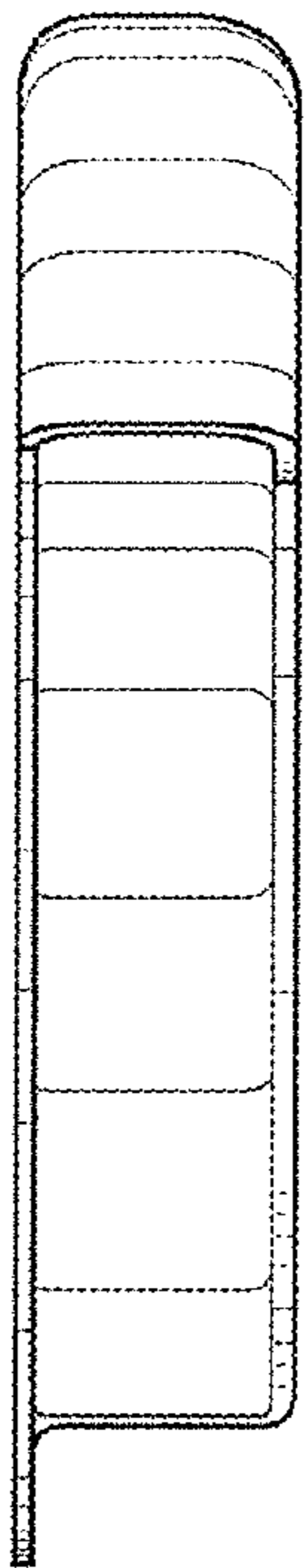


FIG. 5




FIG. 6

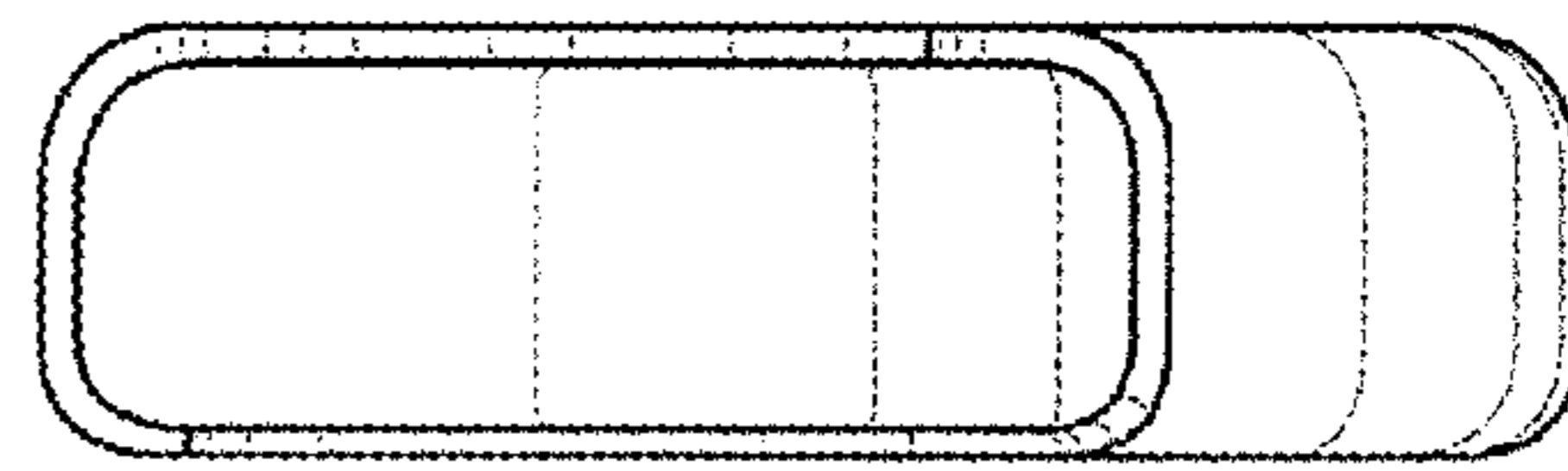


FIG. 7




FIG. 8