



US00D777988S

(12) **United States Design Patent**
Miros et al.

(10) **Patent No.:** **US D777,988 S**
(45) **Date of Patent:** **** Jan. 31, 2017**

(54) **MASK**

(71) Applicant: **3rd Stone Design Inc.**, San Rafael, CA (US)

(72) Inventors: **Robert H. J. Miros**, Fairfax, CA (US);
Brittany V. Ballard, Novato, CA (US);
Barley Forsman, Cotati, CA (US)

(73) Assignee: **3rd Stone Design Inc.**, San Rafael, CA (US)

(**) Term: **15 Years**

(21) Appl. No.: **29/547,087**

(22) Filed: **Dec. 1, 2015**

(51) **LOC (10) Cl.** **29-02**

(52) **U.S. Cl.**
USPC **D29/108**

(58) **Field of Classification Search**
USPC D29/100, 102, 105, 106, 107, 108, 110,
D29/122; D2/878, 880, 881; D24/110.1
CPC A42B 5/00; A42B 3/18; A42B 3/20;
A42B 1/046; A63B 71/08; A63B 71/10;
A63B 71/105; A61F 9/04; A61F
9/06; A61F 9/029; A41D 13/11; A41D
13/1107; A41D 13/1161; A41D 13/1169;
A41D 13/1176; A41G 7/00; A41G 7/02
See application file for complete search history.

(56) **References Cited**

U.S. PATENT DOCUMENTS

D420,769 S * 2/2000 White D24/110.1
D429,385 S * 8/2000 Lee D29/108
D430,361 S * 8/2000 Smith D29/108
D434,879 S * 12/2000 Cole D29/108
D493,920 S * 8/2004 Hillman D29/108

D520,189 S * 5/2006 Hillman D29/108
D533,686 S * 12/2006 Hillman D29/108
D536,834 S * 2/2007 Hillman D29/108
D537,210 S * 2/2007 Hillman D29/108
D537,572 S * 2/2007 Hillman D29/108
D636,128 S * 4/2011 Hancock D29/108
D636,537 S * 4/2011 Ladua D29/108
D638,171 S * 5/2011 Goranov D29/108
D640,011 S * 6/2011 Teng D29/108
D658,334 S * 4/2012 Goranov D29/108
D677,779 S * 3/2013 Turdjian D24/110.1
D693,062 S * 11/2013 Bowen D29/108
D698,498 S * 1/2014 Fleming D29/108
D700,317 S * 2/2014 Turdjian D24/110.1
8,905,034 B2 * 12/2014 Goranov A41D 13/1115
128/201.17
2003/0154984 A1 * 8/2003 Fernandes A41D 13/1146
D24/110.1
2004/0173216 A1 * 9/2004 Park A41D 13/1161
128/206.12
2008/0230066 A1 * 9/2008 Chandaria A41D 13/11
128/206.13

(Continued)

Primary Examiner — Elizabeth J Oswecki
(74) *Attorney, Agent, or Firm* — Levine Bagade Han LLP

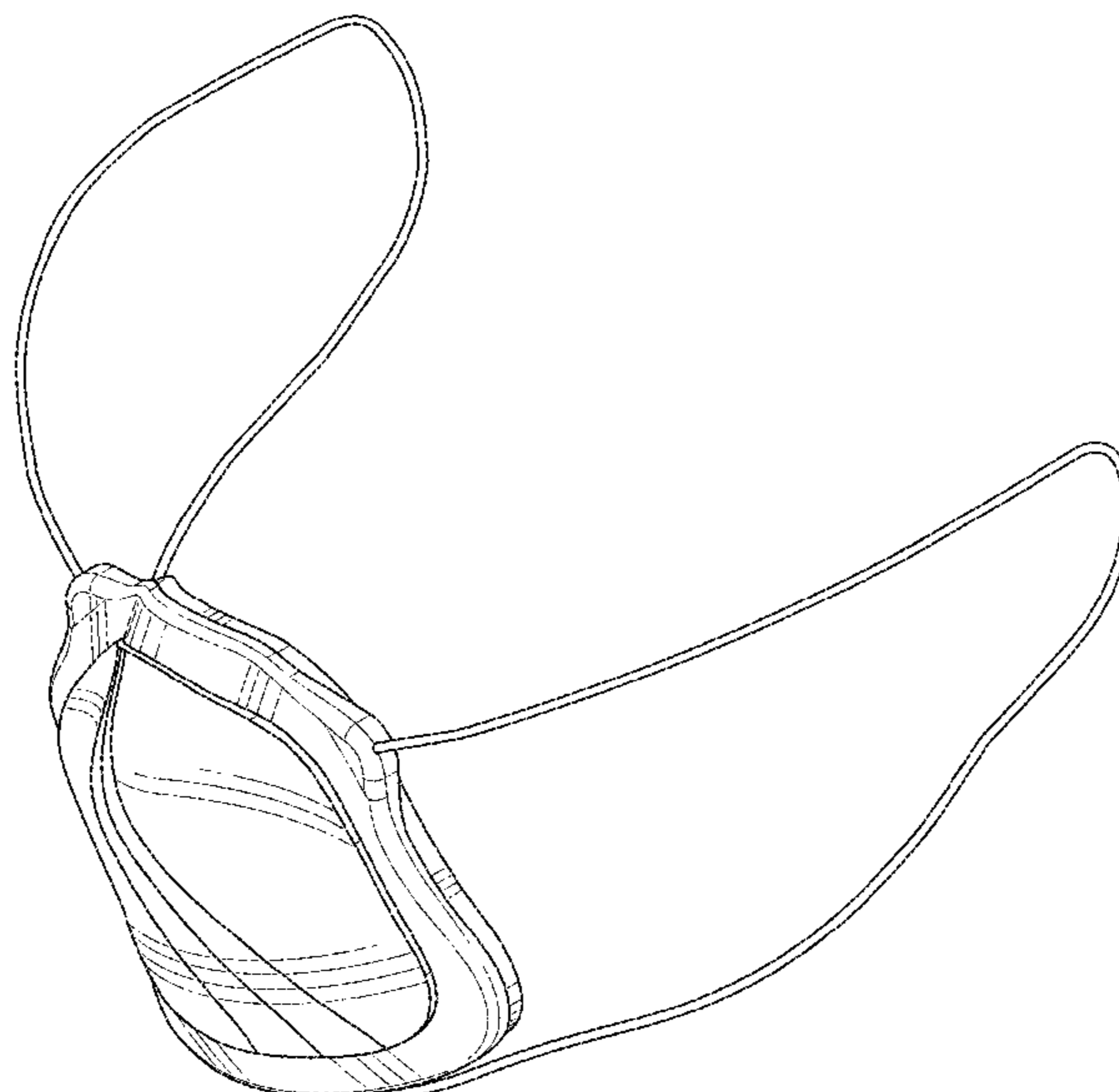
(57) **CLAIM**

The ornamental design for a mask, as shown and described.

DESCRIPTION

FIG. 1 is a top perspective view of a mask showing our new design;
FIG. 2 is a front elevation view thereof;
FIG. 3 is a rear elevation view thereof;
FIG. 4 is a right side elevation view thereof;
FIG. 5 is a left side elevation view thereof;
FIG. 6 is a top plan view thereof; and,
FIG. 7 is a bottom plan view thereof.
All features illustrated in phantom line are expressly disclaimed and form no part of the claimed design.

1 Claim, 7 Drawing Sheets



(56)

References Cited

U.S. PATENT DOCUMENTS

2008/0295843 A1* 12/2008 Haas A41D 13/1192
128/205.27
2009/0320849 A1* 12/2009 Biedermann A41D 13/1192
128/206.28
2010/0218774 A1* 9/2010 Flaherty A41D 13/1138
128/863

* cited by examiner

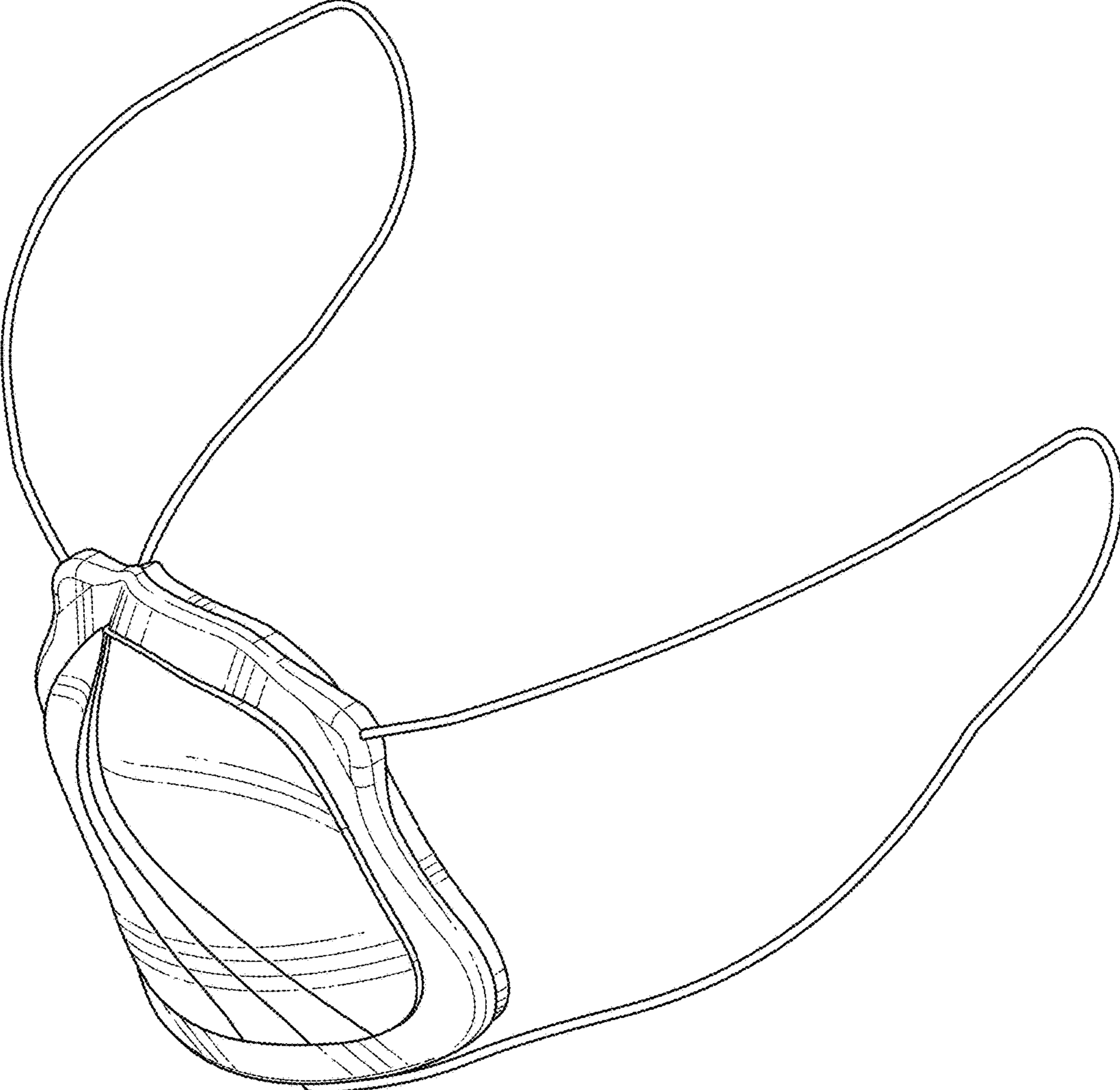


FIG. 1

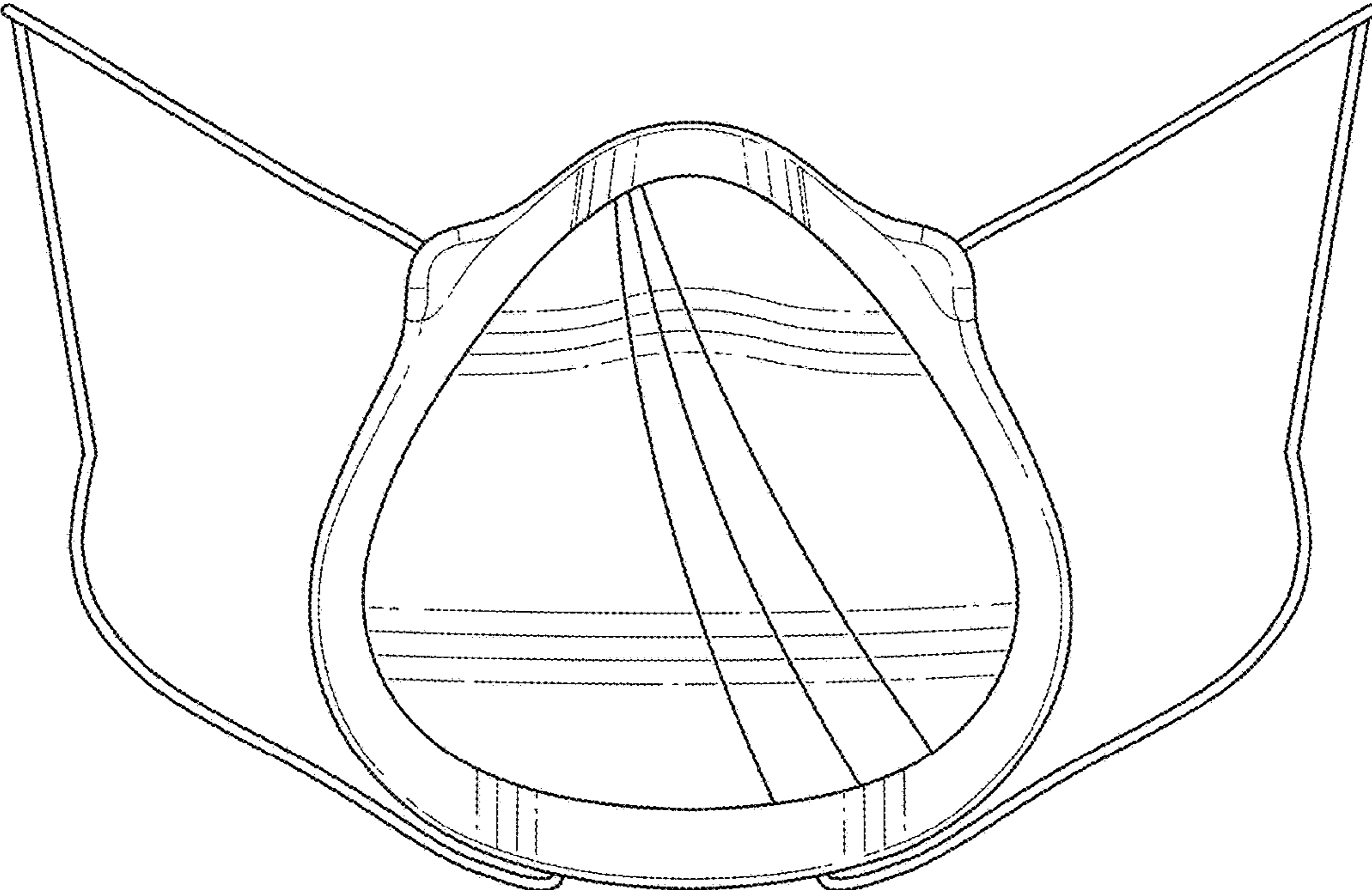


FIG. 2

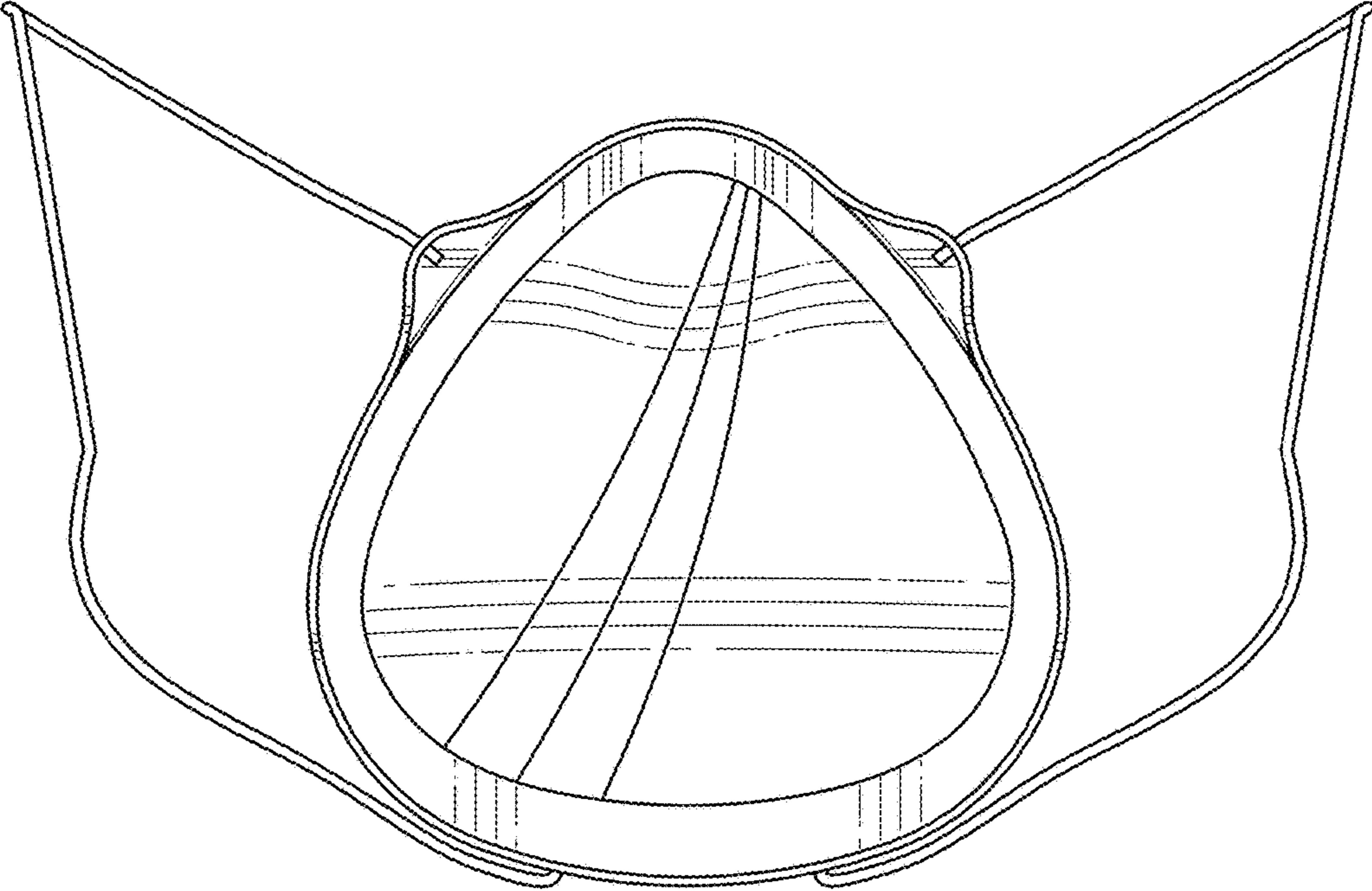


FIG. 3

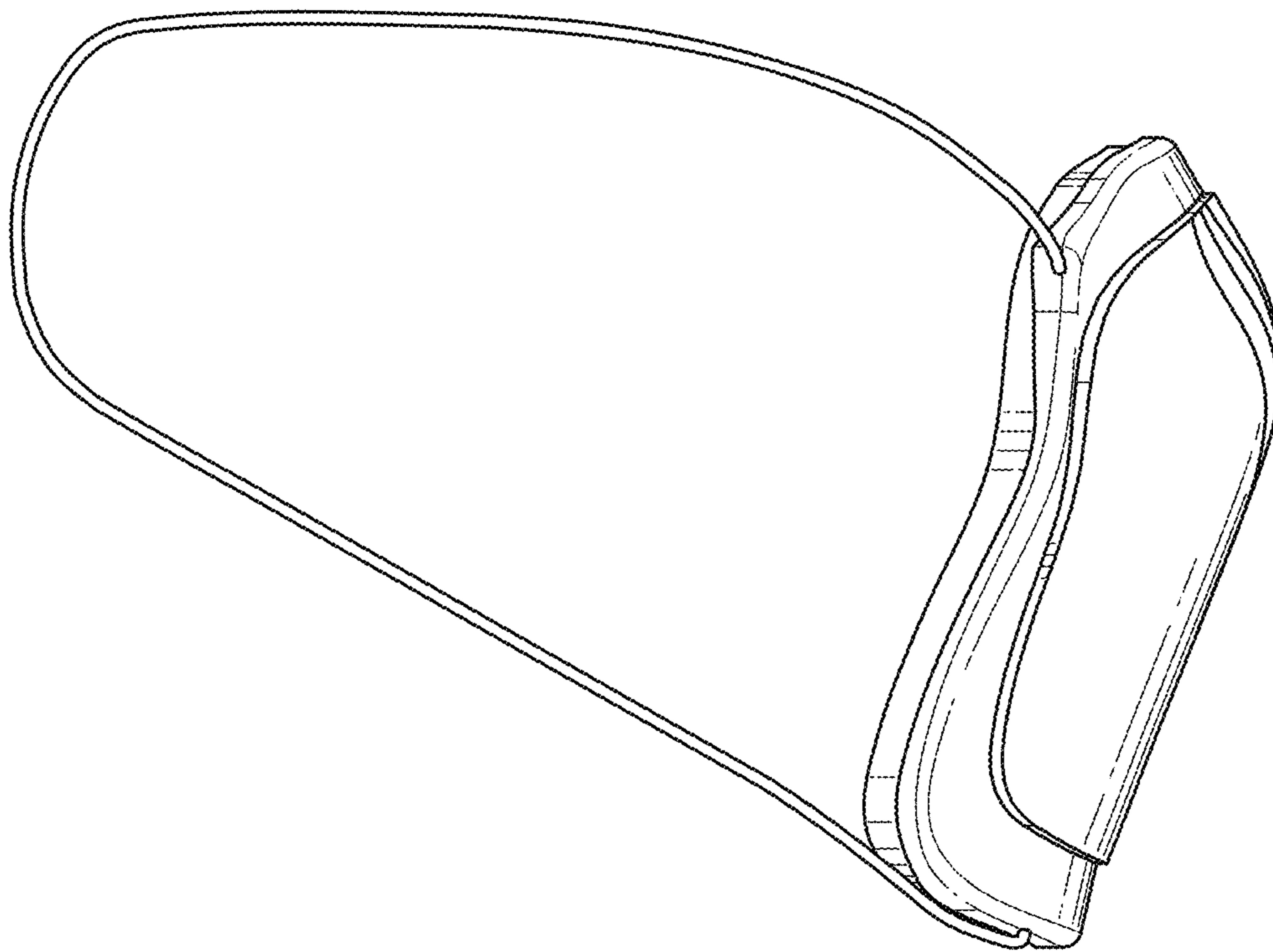


FIG. 4

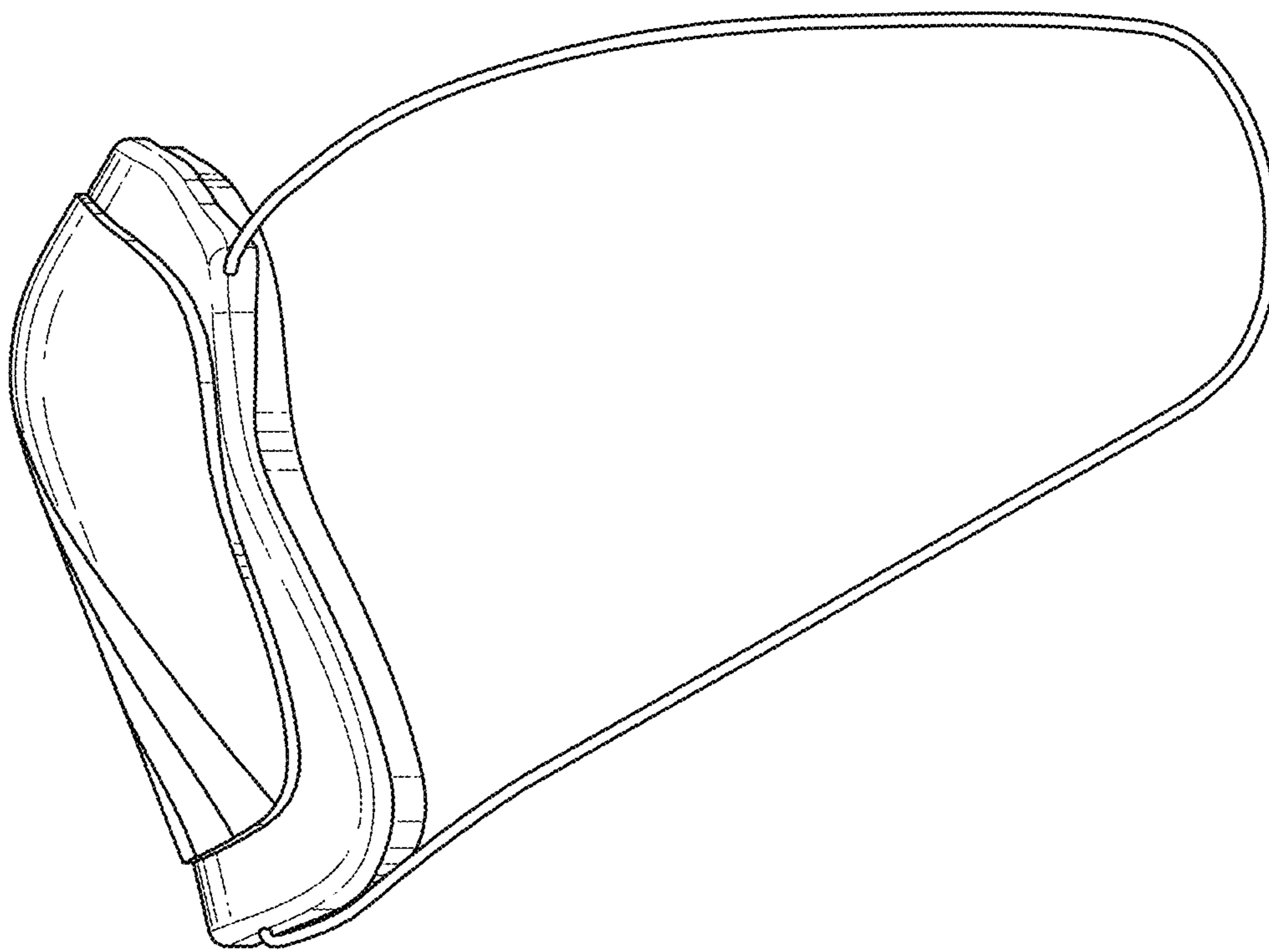


FIG. 5

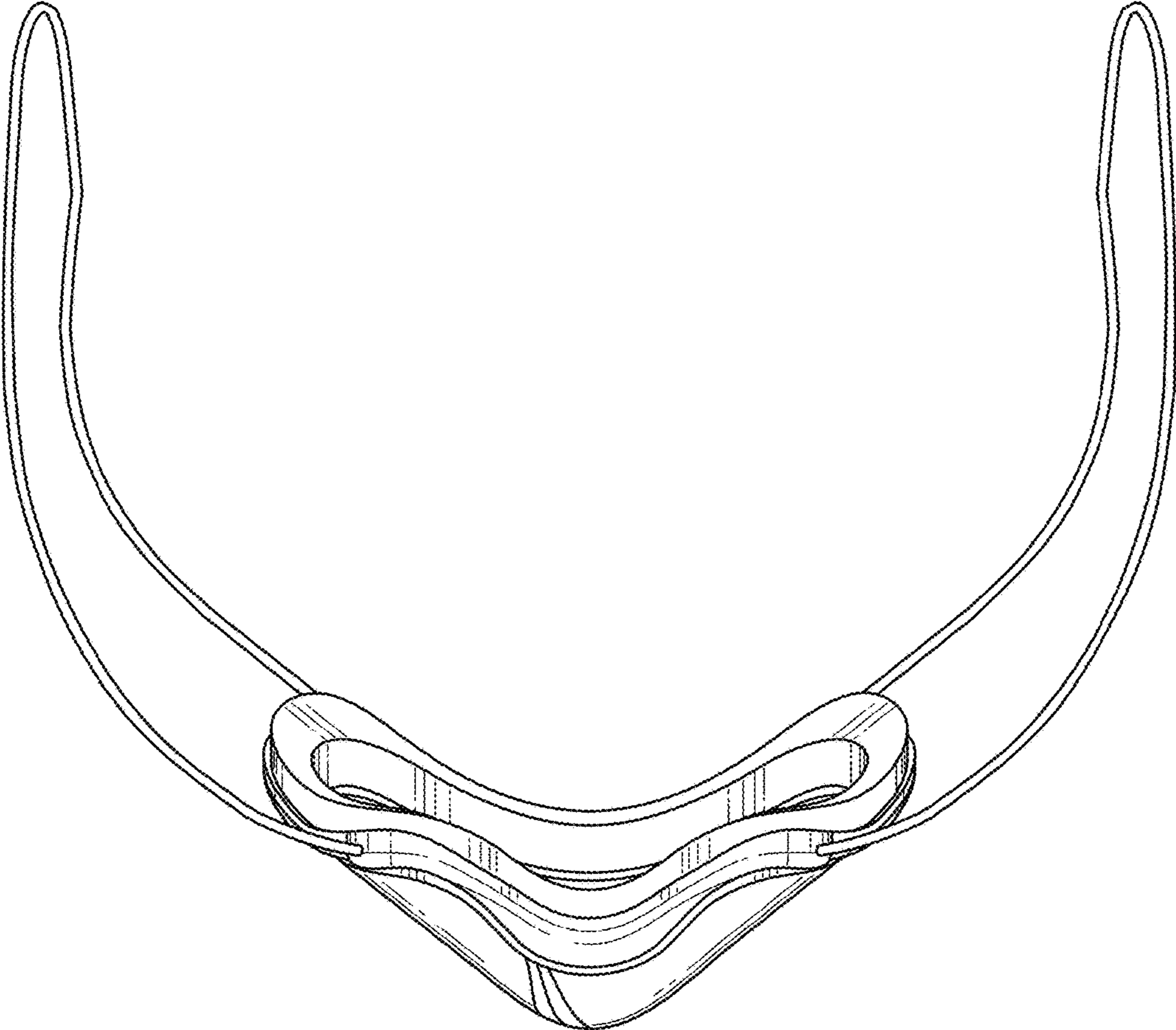


FIG. 6

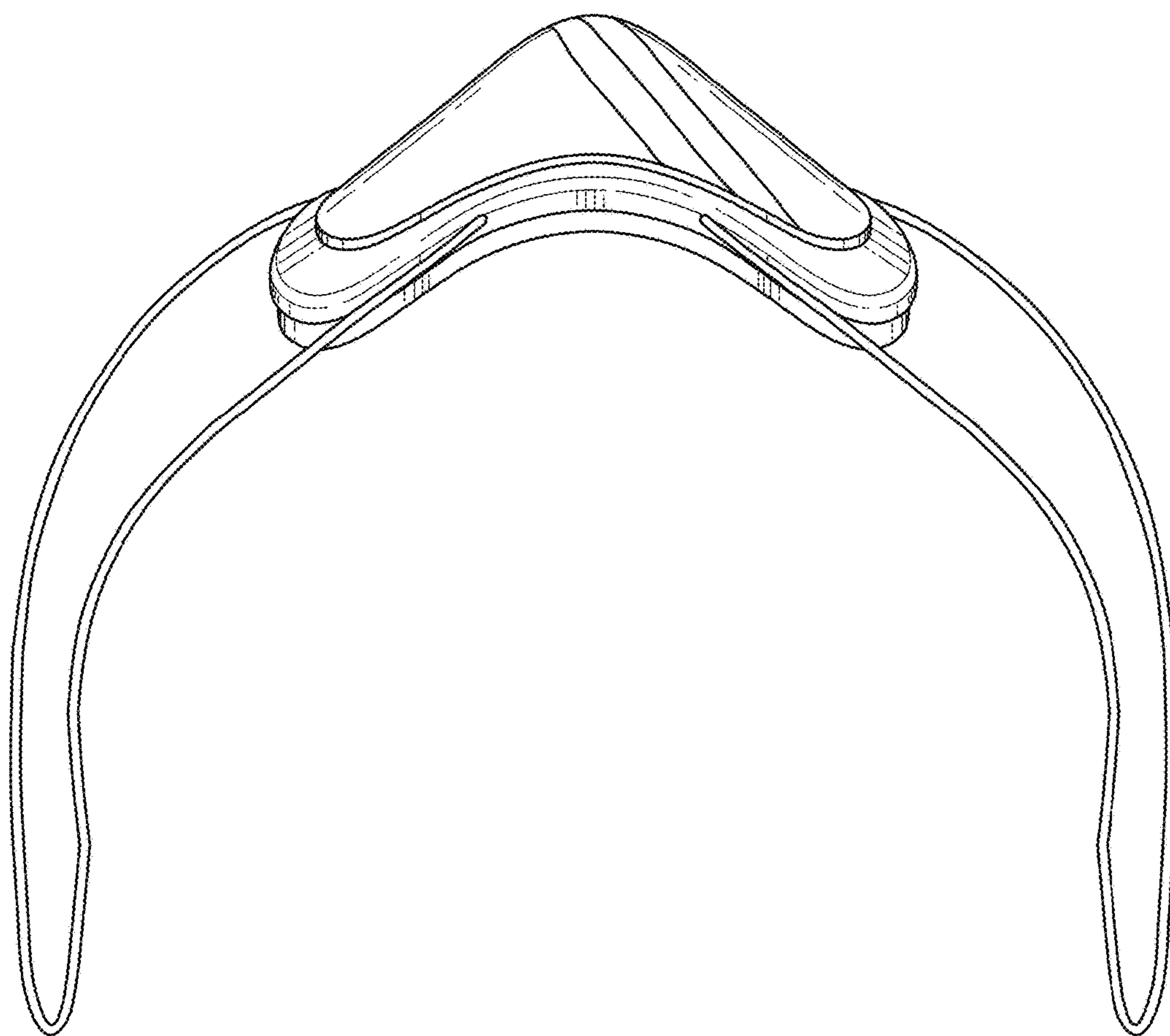


FIG. 7