



US00D777980S

(12) **United States Design Patent**
Moeller et al.

(10) **Patent No.:** **US D777,980 S**
(45) **Date of Patent:** **** Jan. 31, 2017**

- (54) **HAIR CLIPPER HOUSING**
- (71) Applicant: **WAHL CLIPPER CORPORATION**,
Sterling, IL (US)
- (72) Inventors: **Shay Moeller**, Rock Falls, IL (US);
James H. Chambers, Sterling, IL (US);
Raegan Budden, Freeport, IL (US)
- (73) Assignee: **WAHL CLIPPER CORPORATION**,
Sterling, IL (US)

(**) Term: **15 Years**

(21) Appl. No.: **29/527,594**

(22) Filed: **May 20, 2015**

(51) **LOC (10) Cl.** **28-03**

(52) **U.S. Cl.**
USPC **D28/54**

(58) **Field of Classification Search**
USPC D28/44–44.1, 49–54
CPC B26B 19/00–19/107; B26B 19/20–19/265
See application file for complete search history.

(56) **References Cited**

U.S. PATENT DOCUMENTS

D339,213 S *	9/1993	Wahl	D28/54
D435,936 S *	1/2001	Long	D28/54
D436,692 S	1/2001	Larsen		
D454,980 S	3/2002	Long et al.		
D501,278 S	1/2005	Nielsen et al.		
D512,796 S	12/2005	Dirks et al.		
D513,344 S	12/2005	Choi		
D534,689 S *	1/2007	Gross	D28/53
D568,542 S	5/2008	Long et al.		
D571,504 S *	6/2008	Long	D28/54
D573,756 S	7/2008	Nielsen et al.		
D577,865 S *	9/2008	Long	D28/54
D597,253 S *	7/2009	Eddinger	D28/54

D597,254 S	7/2009	Eddinger		
D619,303 S	7/2010	Aulwes et al.		
D621,546 S	8/2010	Aulwes et al.		
D652,170 S	1/2012	Snow et al.		
D675,782 S	2/2013	Buck, Jr.		
D679,448 S	4/2013	Erickson		
D683,901 S *	6/2013	Skuhra	D28/54
D715,490 S *	10/2014	Aulwes	D28/54
D758,665 S *	6/2016	Skuhra	D28/54
D759,308 S *	6/2016	Reuter	D28/53
D759,309 S *	6/2016	Reuter	D28/53
2003/0051346 A1 *	3/2003	McCambridge	B26B 19/06 30/122

* cited by examiner

Primary Examiner — Jennifer Rivard

(74) *Attorney, Agent, or Firm* — Greer, Burns & Crain,
Ltd.

(57) **CLAIM**

The ornamental design for a hair clipper housing, as shown and described.

DESCRIPTION

FIG. 1 is a top perspective view of the present hair clipper housing;

FIG. 2 is a top view of same;

FIG. 3 is a right side view of the hair clipper housing of FIG. 1;

FIG. 4 is a bottom view of same;


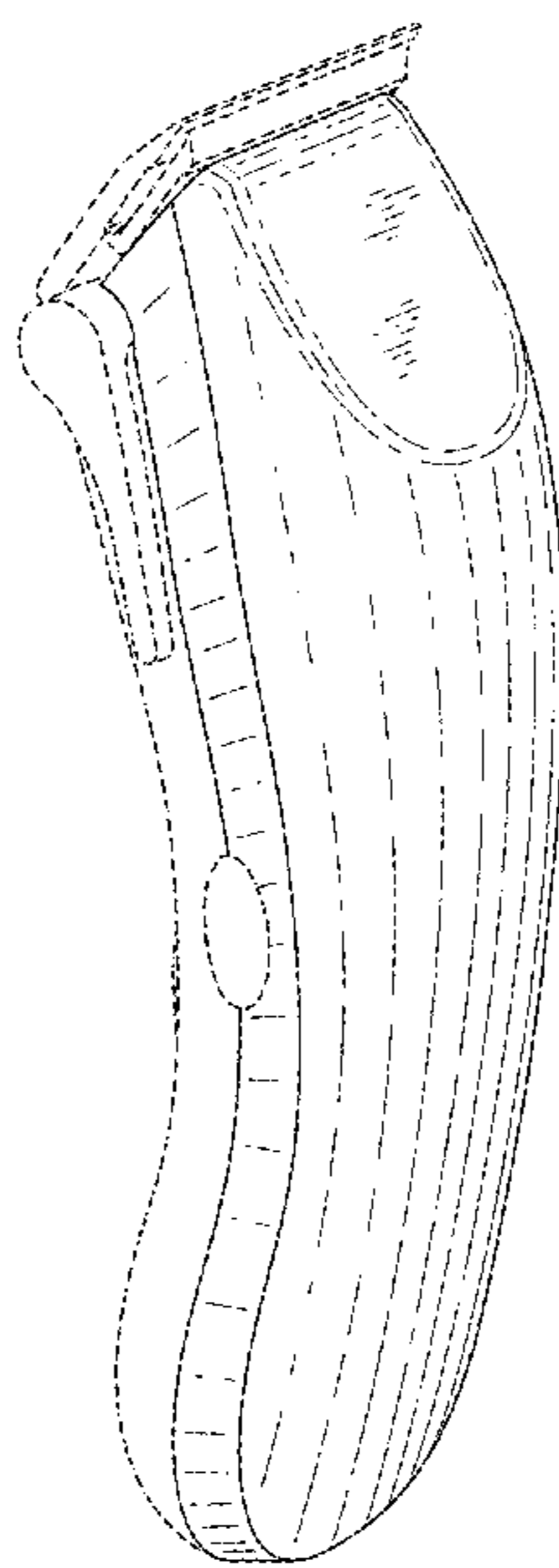
FIG. 5 is a left side view of the hair clipper housing of FIG. 1;

FIG. 6 is a front view of same; and,

FIG. 7 is a rear view of same.

The structure shown in broken lines is for environment purposes only and does not form part of the claimed invention.

1 Claim, 3 Drawing Sheets



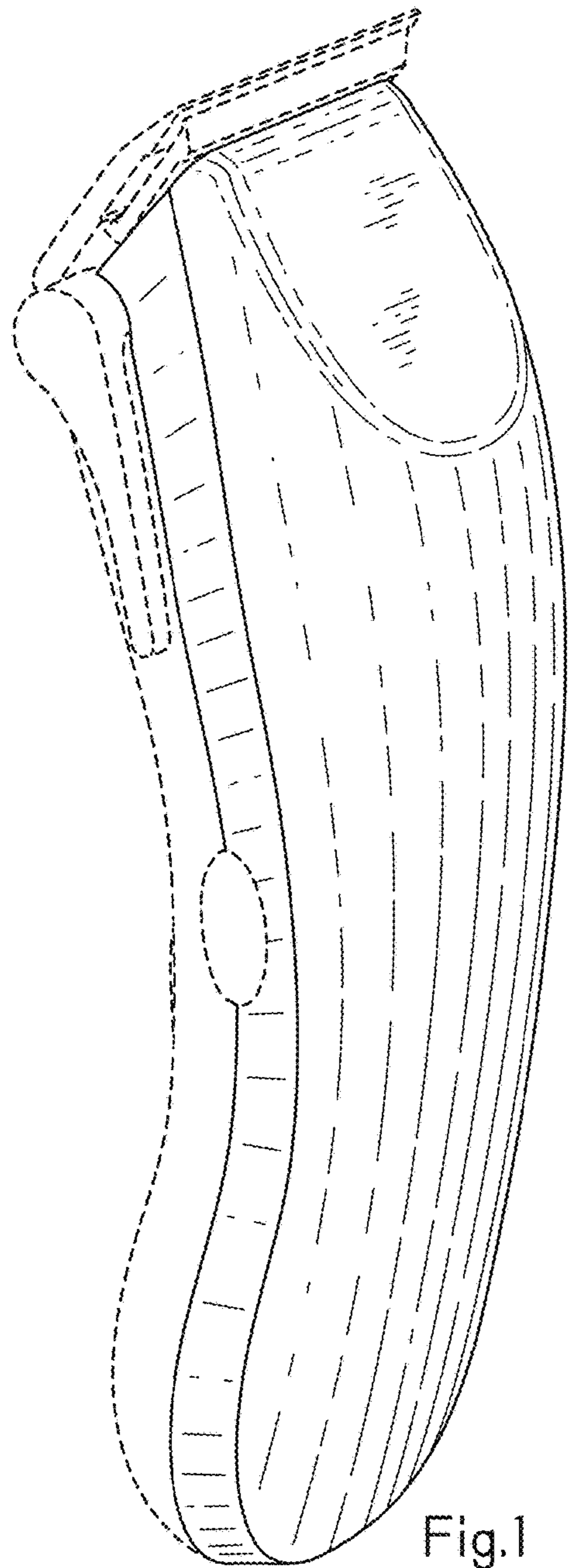


Fig.1

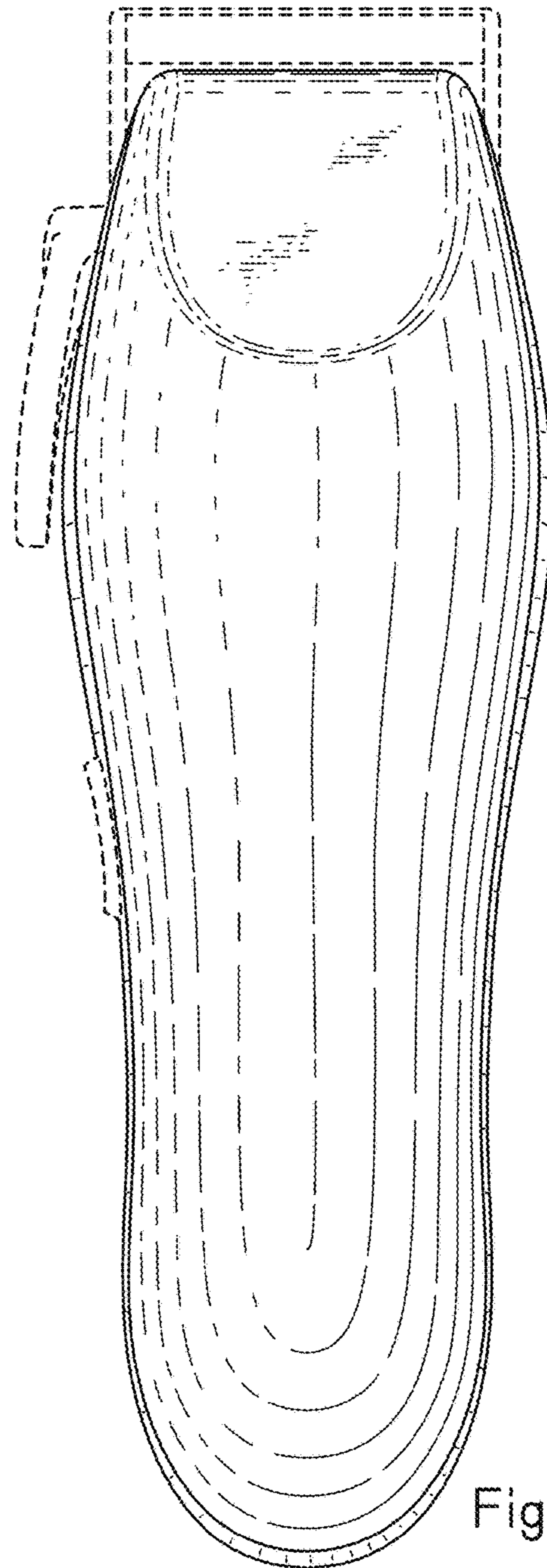


Fig.2

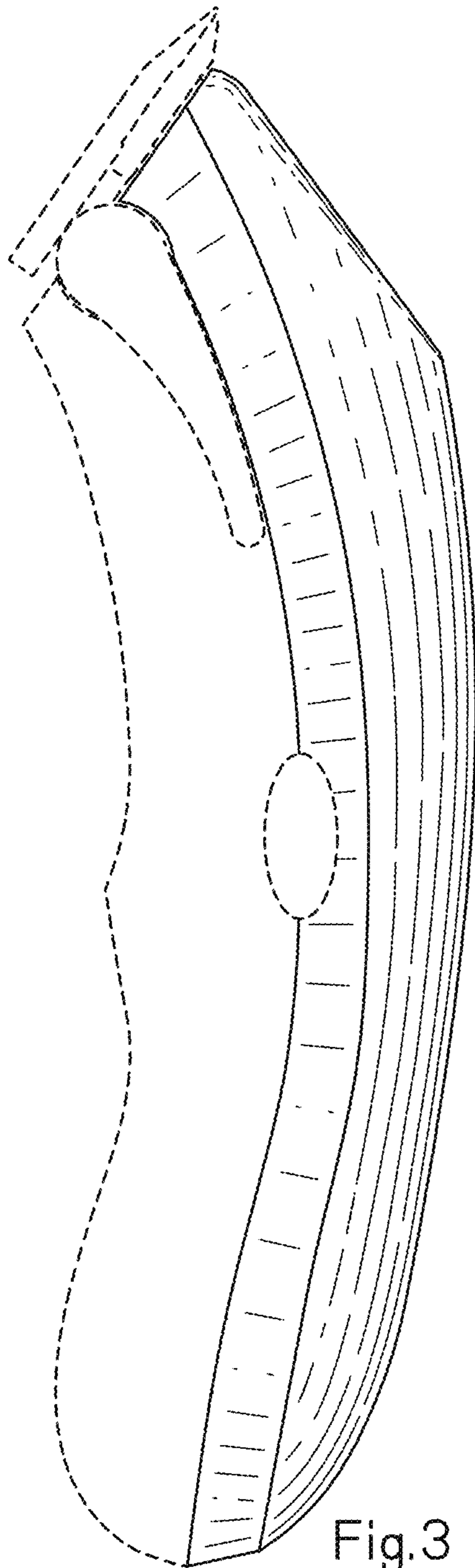


Fig.3

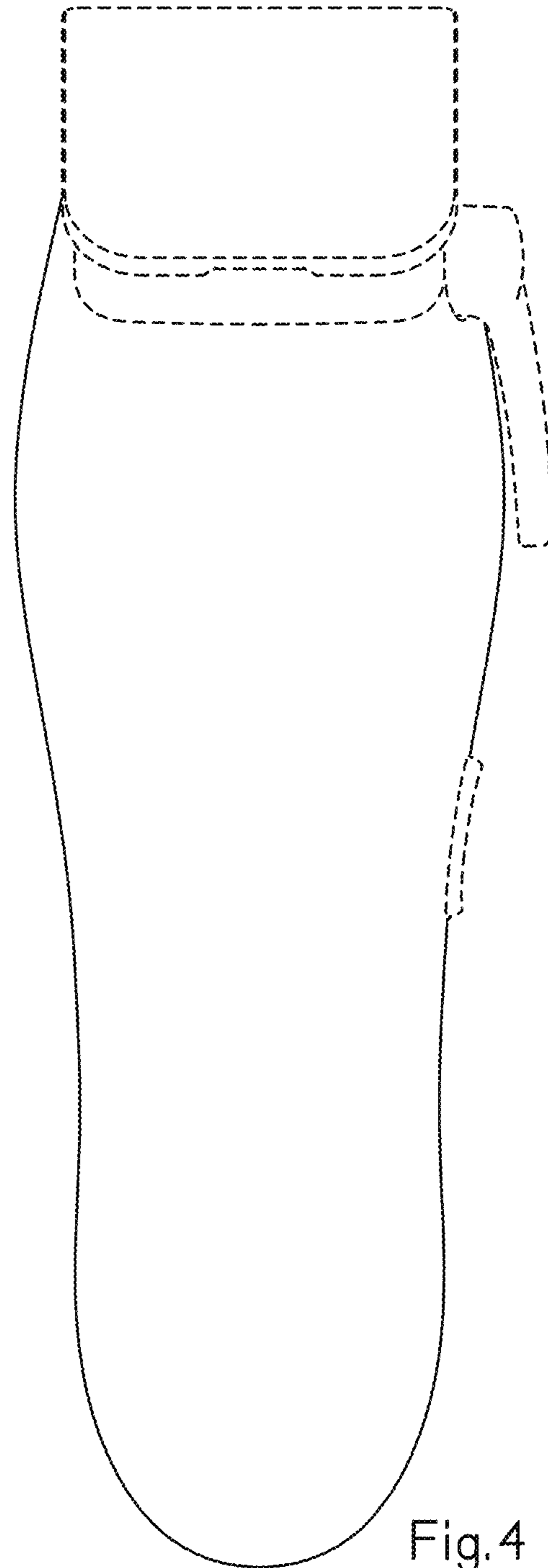


Fig.4

