



US00D777979S

(12) **United States Design Patent** (10) **Patent No.:** **US D777,979 S**
Lozano et al. (45) **Date of Patent:** **** *Jan. 31, 2017**

- (54) **HAIRSETTER**
- (71) Applicants: **Genaro Diaz Lozano**, Coral Gables, FL (US); **Alonso Hidalgo Luengas**, Coral Gables, FL (US)
- (72) Inventors: **Genaro Diaz Lozano**, Coral Gables, FL (US); **Alonso Hidalgo Luengas**, Coral Gables, FL (US)
- (73) Assignee: **Nova Prototipos, LLC**, Miami, FL (US)
- (*) Notice: This patent is subject to a terminal disclaimer.
- (**) Term: **14 Years**
- (21) Appl. No.: **29/504,986**
- (22) Filed: **Oct. 10, 2014**
- (51) **LOC (10) Cl.** **28-03**
- (52) **U.S. Cl.**
USPC **D28/38; D28/73**
- (58) **Field of Classification Search**
USPC D28/73-75, 38, 37; D9/519
CPC A45D 4/16; A45D 4/06; A45D 4/04;
A45D 4/12; A45D 4/10
See application file for complete search history.

(56) **References Cited**

U.S. PATENT DOCUMENTS

D49,555 S *	8/1916	Vivaudou	D9/435
D112,545 S *	12/1938	Younghusband	D9/435
2,784,512 A *	3/1957	Goodwin	A47G 33/08
				220/4.21
D357,766 S *	4/1995	Prince	D28/38
D362,922 S *	10/1995	Prince	D28/38
D363,140 S *	10/1995	Accumanno	D28/38
D397,828 S *	9/1998	Kip	D28/38
D447,600 S *	9/2001	Micinilio	D28/38

D465,733 S *	11/2002	Hill	D9/519
D506,851 S *	6/2005	Schmitz	D28/35
D529,397 S *	10/2006	Lavigne	D9/689
D557,456 S *	12/2007	Kilian	D26/94
D564,900 S *	3/2008	Green	D9/504
D566,189 S *	4/2008	Ivey	D19/75
D575,668 S *	8/2008	Rashid	D11/152
D582,281 S *	12/2008	Zanaletti	D9/516
D592,064 S *	5/2009	Kilany	D9/519
D602,311 S *	10/2009	Finell	D7/629
D612,245 S *	3/2010	Canamasas Puigbo	D9/519
D621,094 S *	8/2010	Kaizuka	D28/38
D650,280 S *	12/2011	de Peyerimhoff	D9/454
D661,540 S *	6/2012	Facey	D7/354
D683,500 S *	5/2013	Cheung	D28/38
D695,959 S *	12/2013	Shami	D28/38

(Continued)

Primary Examiner — Jennifer Rivard
(74) *Attorney, Agent, or Firm* — Espinosa Trueba
Martinez, PL; William R. Trueba, Esq.

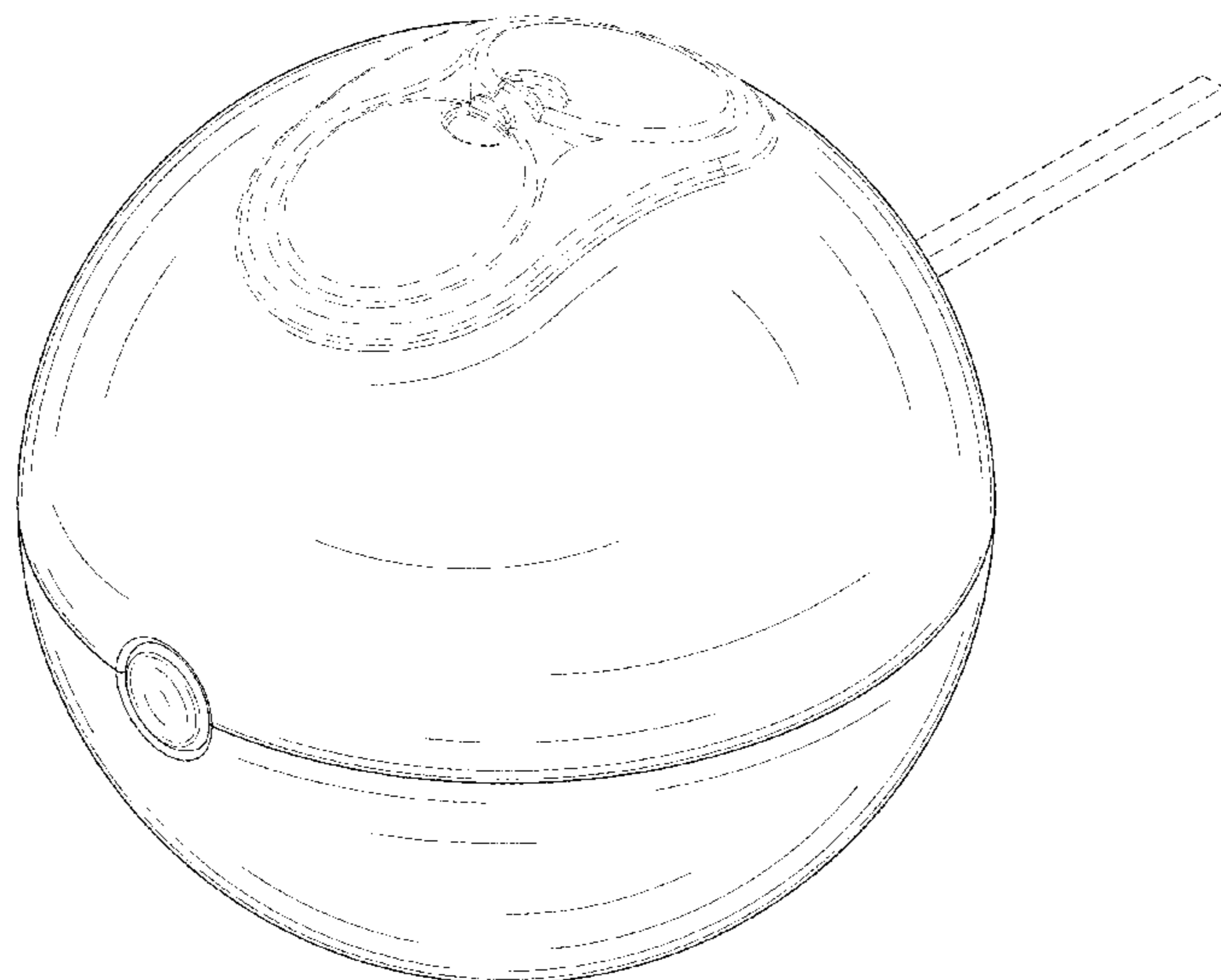
(57) **CLAIM**

The ornamental design for a hairsetter, as shown and described.

DESCRIPTION

FIG. 1 is a top perspective view of a hairsetter our new design with the electrical cord and top access area illustrated in broken lines;
FIG. 2 is a bottom perspective view thereof;
FIG. 3 is a top plan view thereof;
FIG. 4 is a bottom plan view thereof;
FIG. 5 is a left elevational view thereof;
FIG. 6 is a right elevational thereof;
FIG. 7 is a front elevational view thereof; and,
FIG. 8 is a back elevational view thereof.
The broken lines in FIGS. 1 through 8 illustrate a top access area and part of an electrical cord. The broken lines and the areas with the broken lines form no part of the claimed design.

1 Claim, 8 Drawing Sheets



(56)

References Cited

U.S. PATENT DOCUMENTS

D729,489 S * 5/2015 Bell D99/5
D731,180 S * 6/2015 Neuhaus D3/273
2004/0253904 A1* 12/2004 Lin A63B 21/22
446/236
2014/0075694 A1* 3/2014 Toh A45D 4/06
15/160
2014/0123995 A1* 5/2014 Cheung H05B 6/105
132/269

* cited by examiner

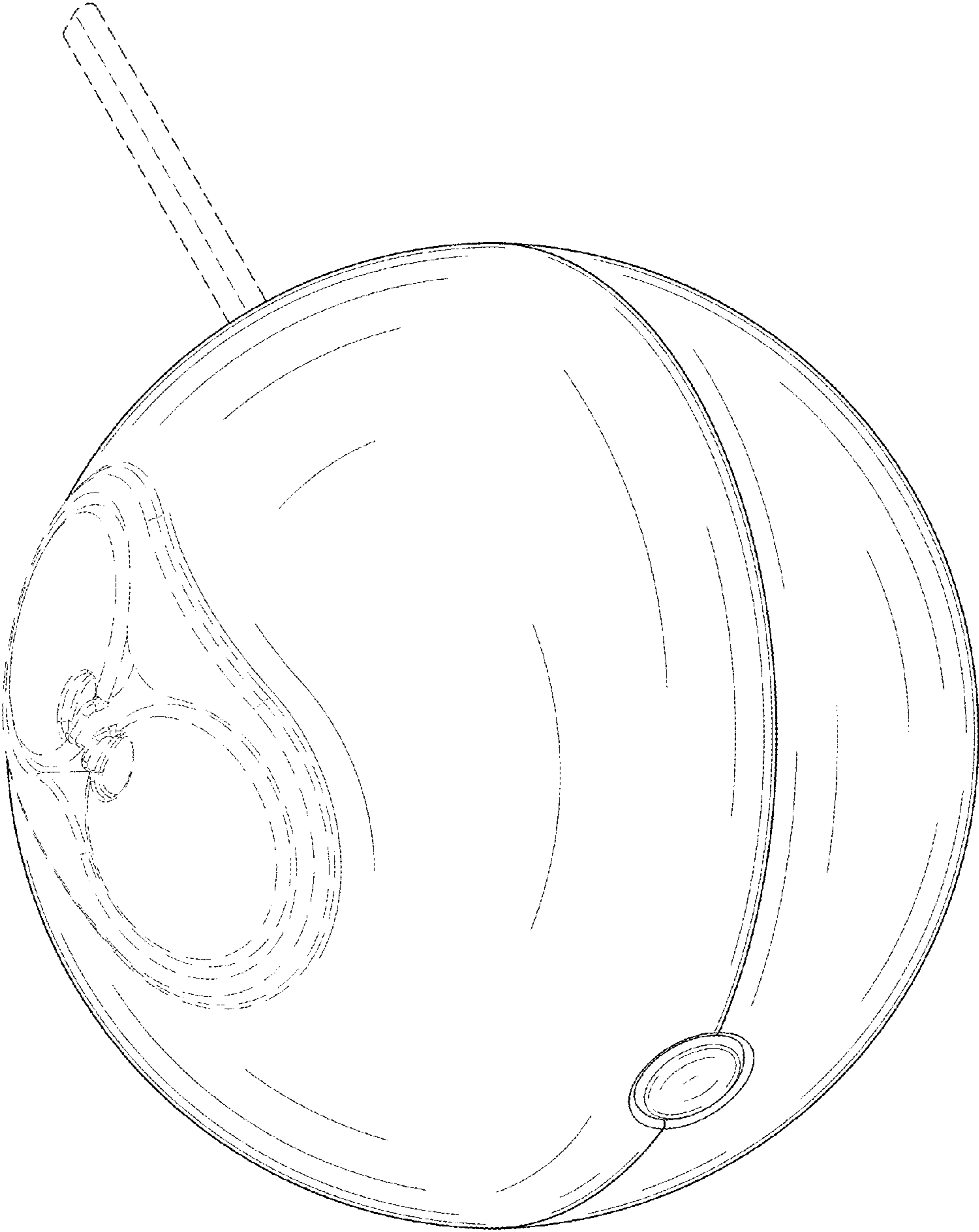


FIG. 1

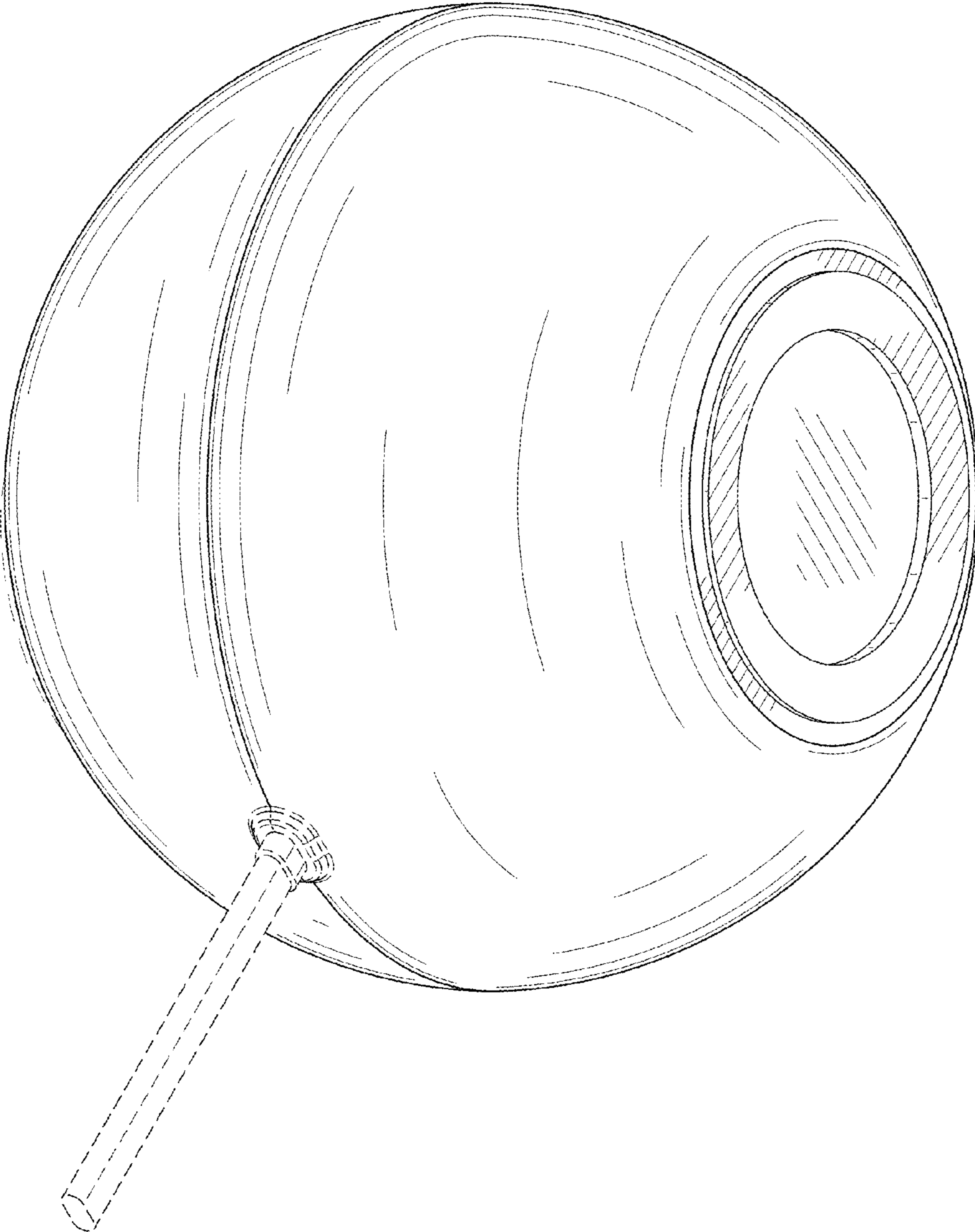


FIG. 2

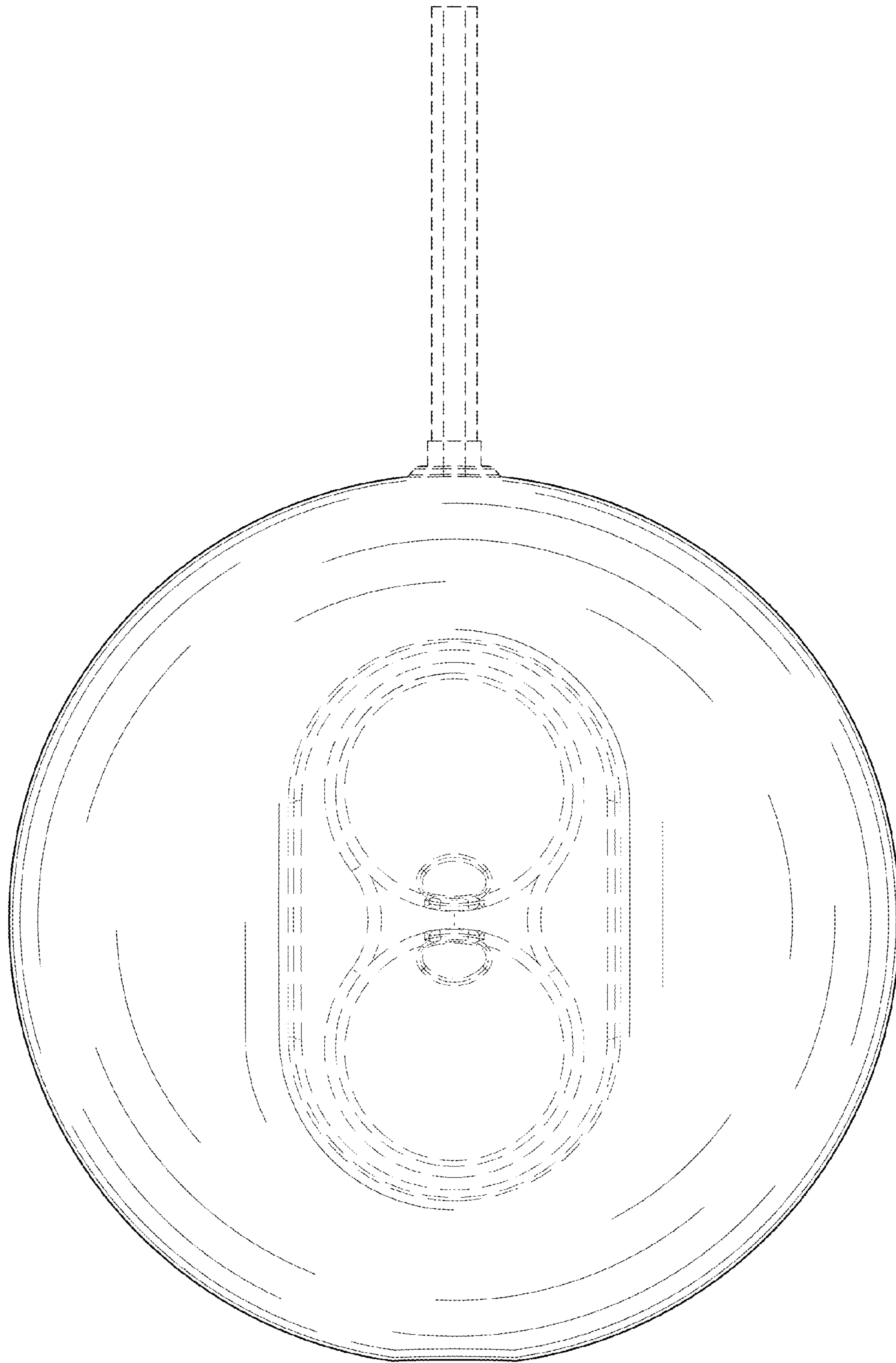


FIG. 3

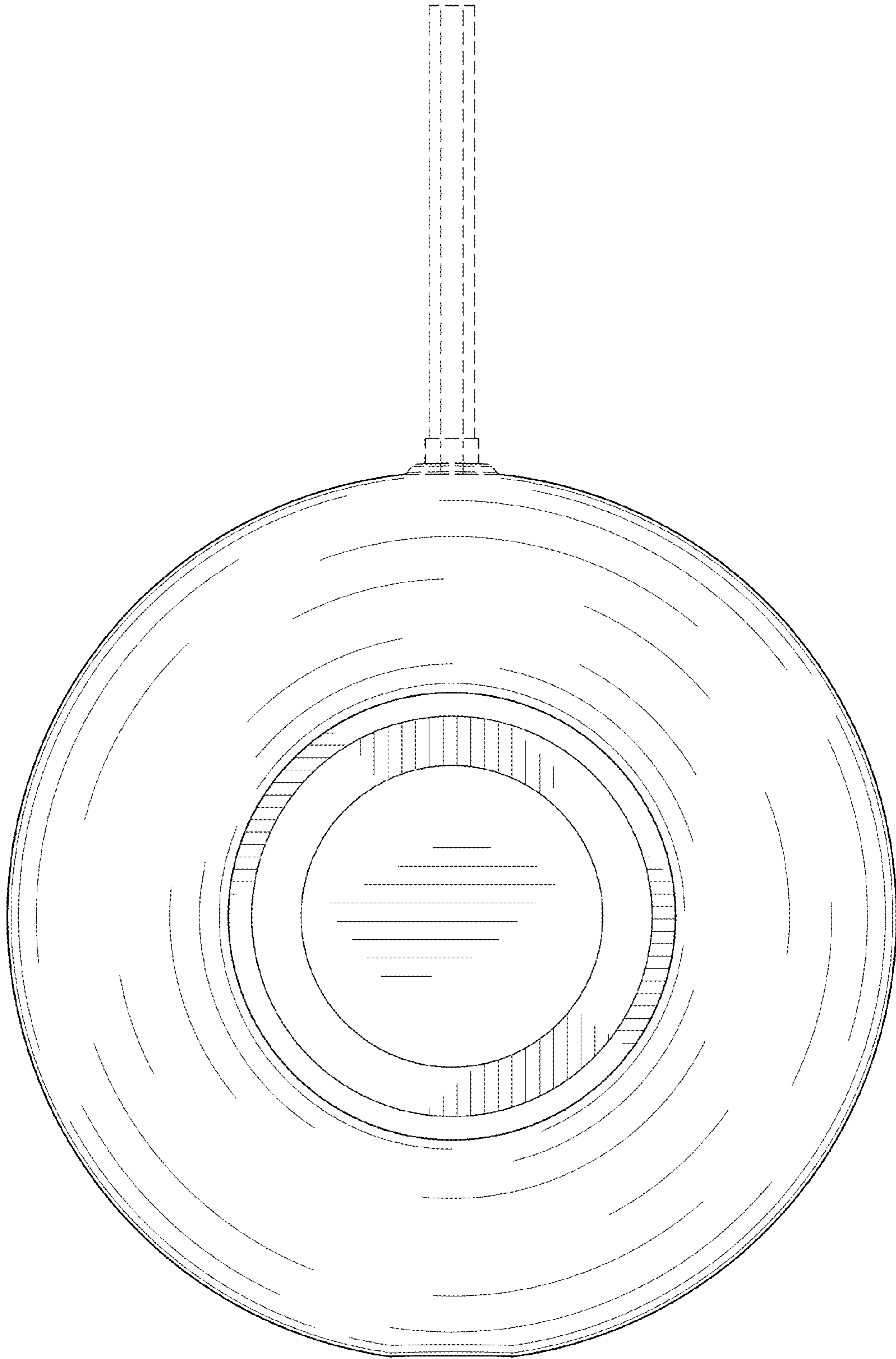


FIG. 4

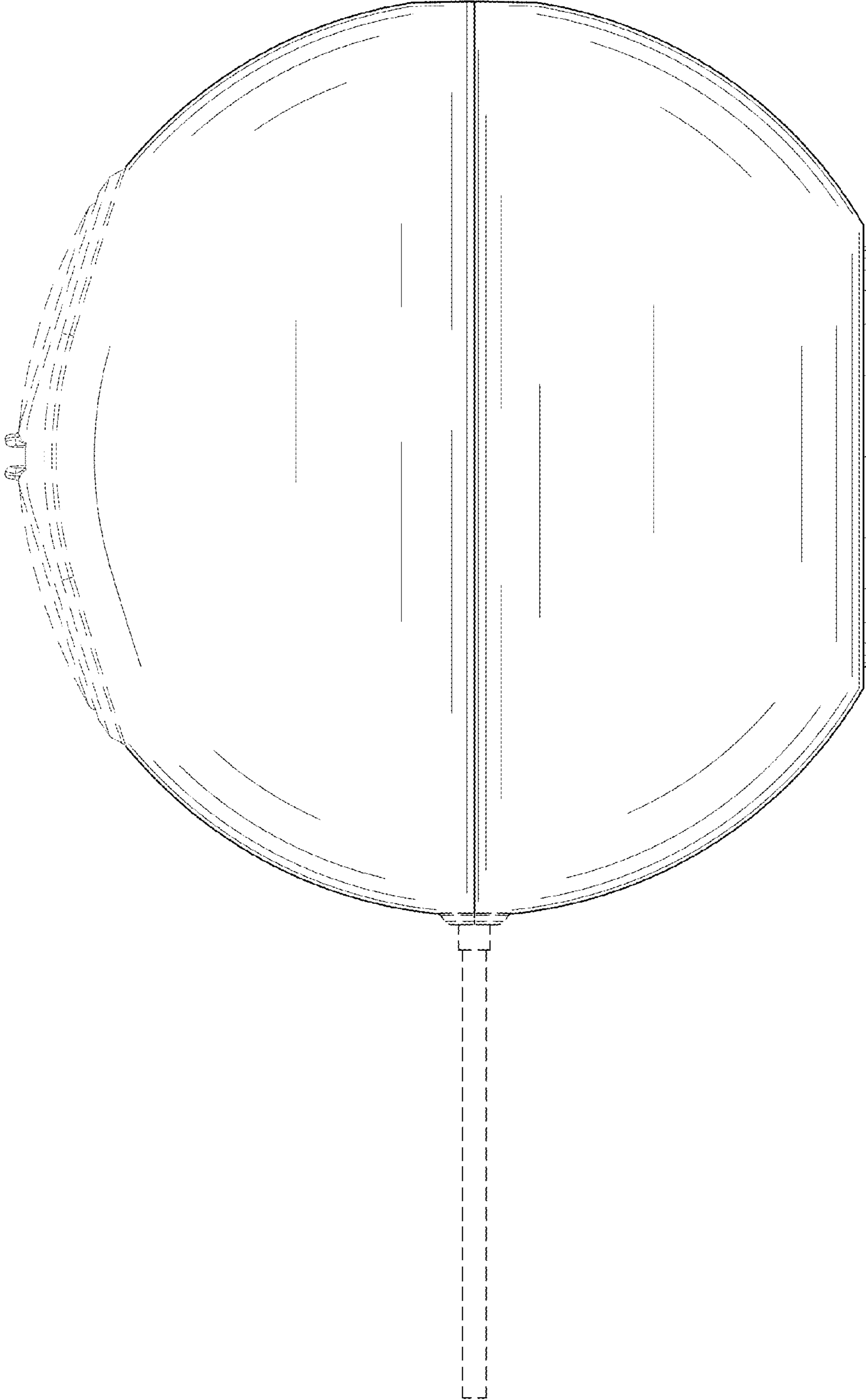


FIG. 5

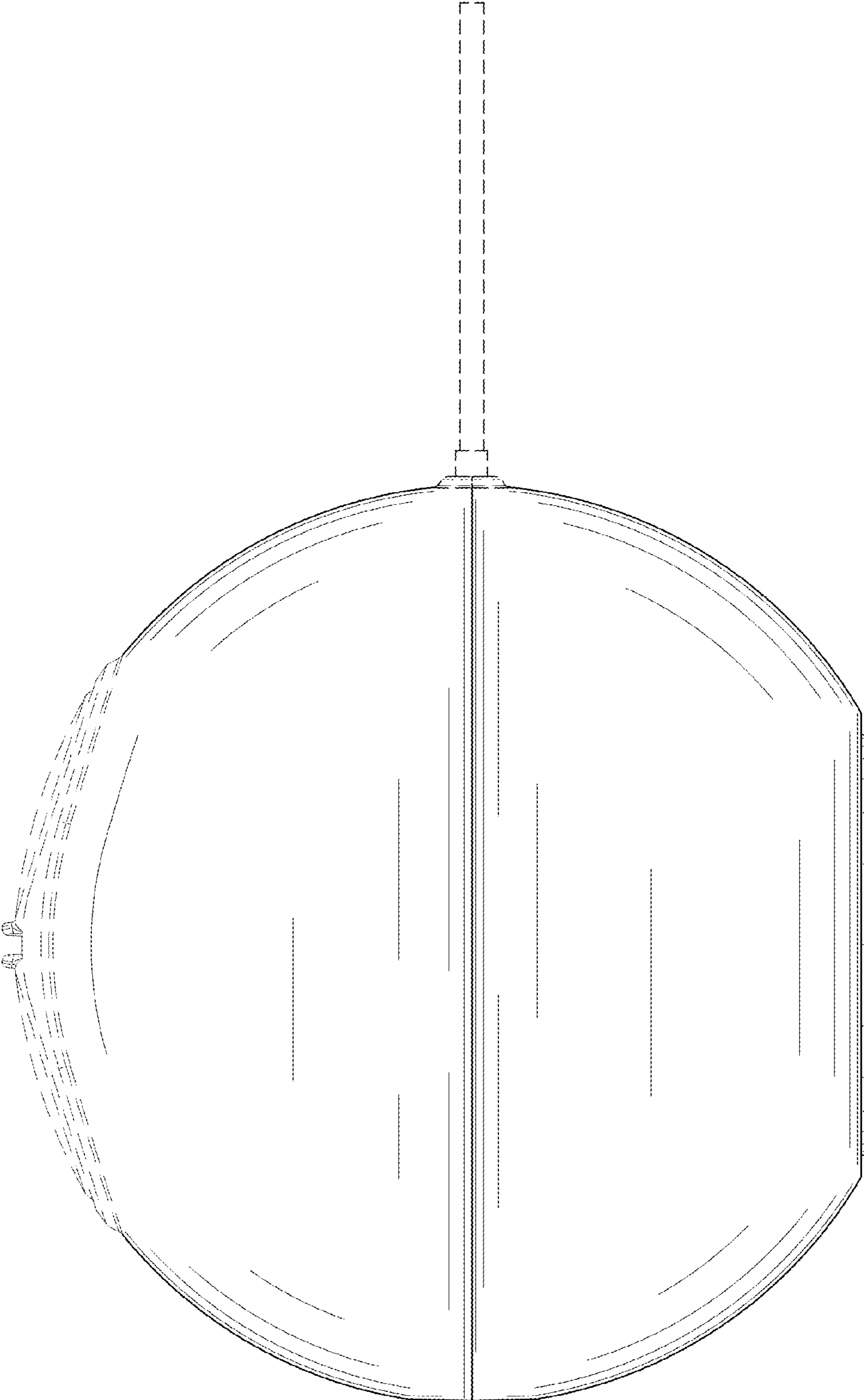


FIG. 6

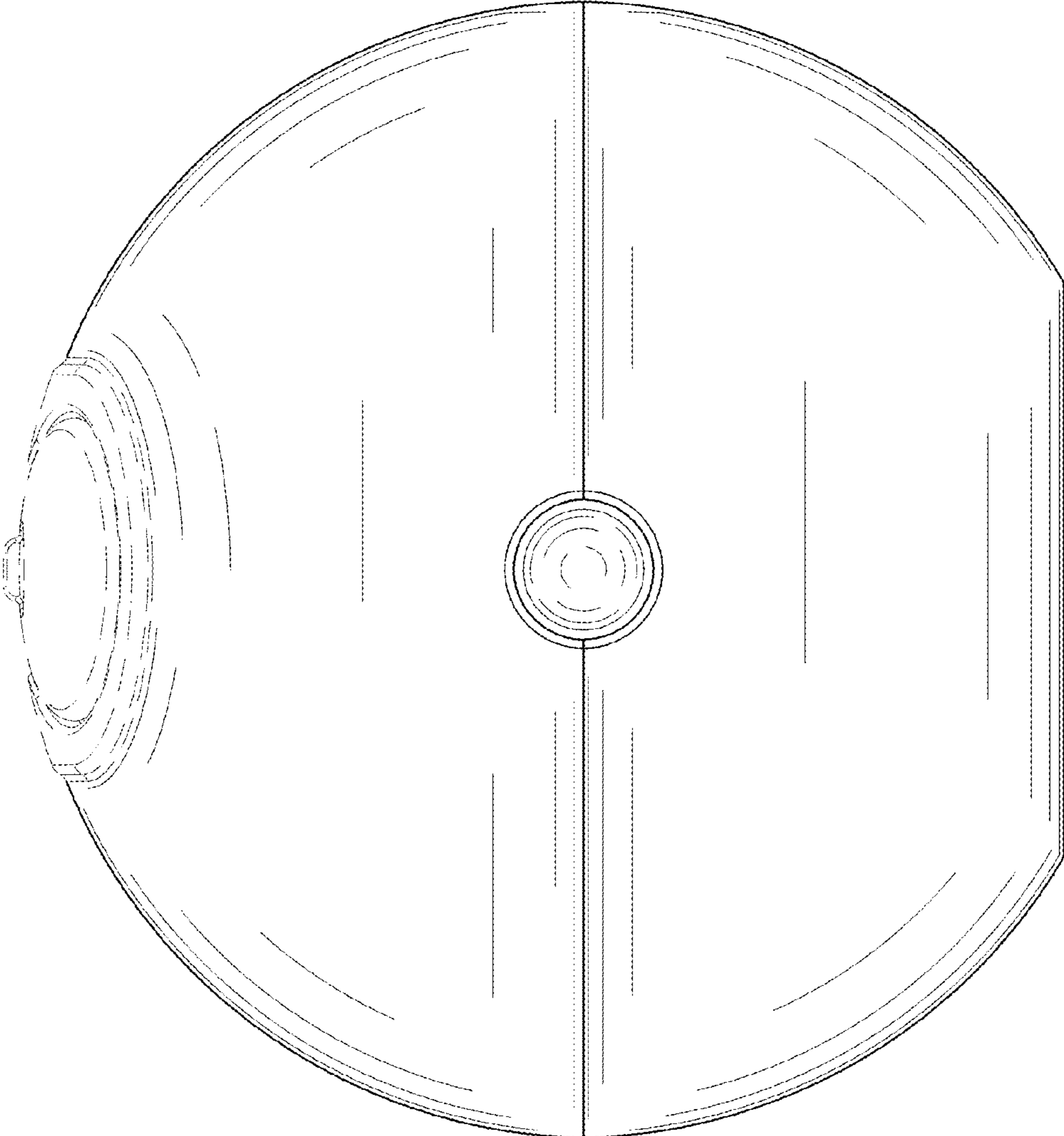


FIG. 7

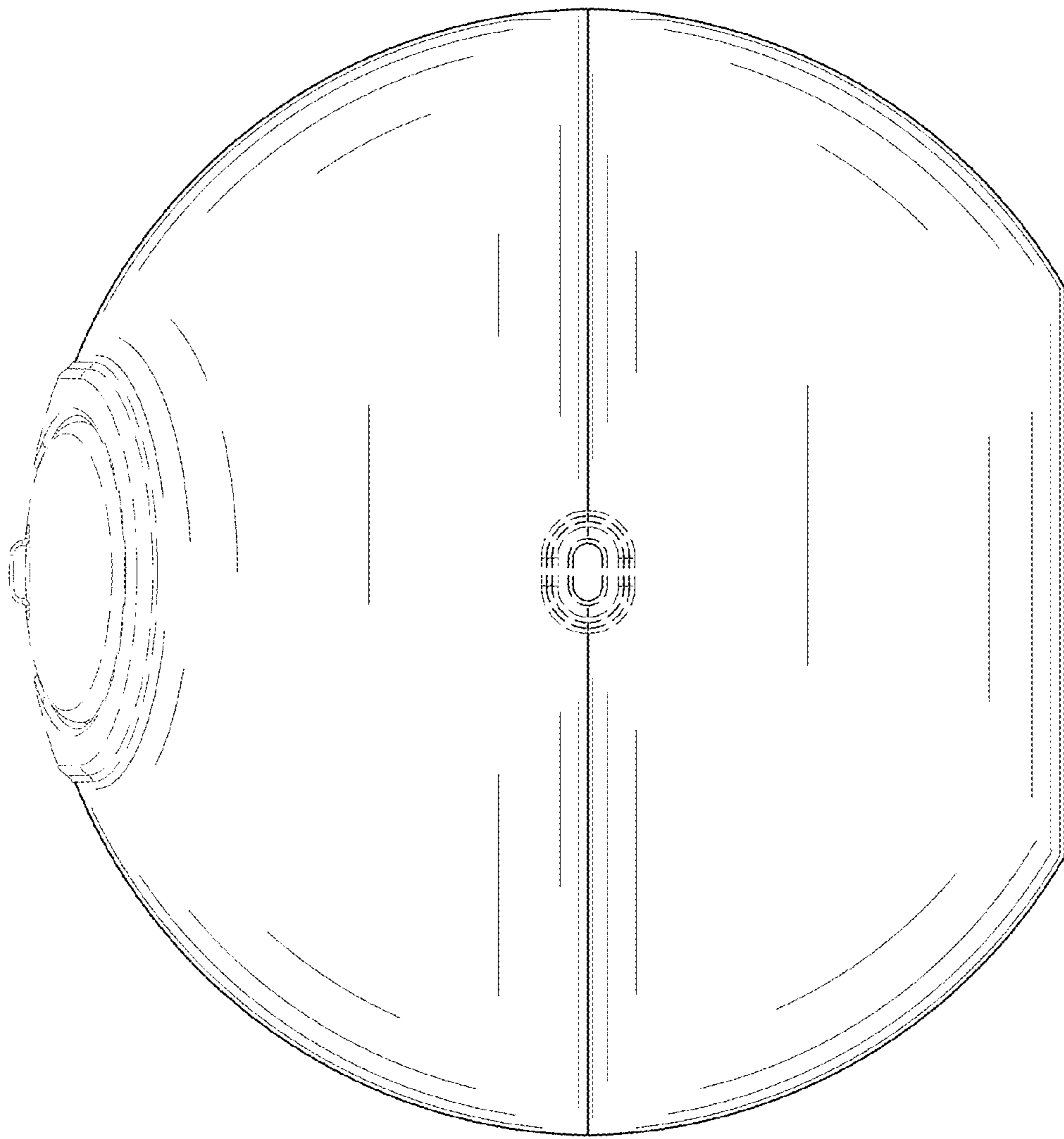


FIG. 8