



US00D777970S

(12) **United States Design Patent**
Castelli

(10) **Patent No.:** **US D777,970 S**

(45) **Date of Patent:** **** Jan. 31, 2017**

(54) **LAMP**

(71) Applicant: **PAOLO CASTELLI S.p.A.**, Ozzano
Dell'Emilia (IT)

(72) Inventor: **Paolo Castelli**, Bologna (IT)

(73) Assignee: **PAOLO CASTELLI S.P.A.**, Ozzano,
Dell'Emilia (IT)

(**) Term: **15 Years**

(21) Appl. No.: **29/542,708**

(22) Filed: **Oct. 16, 2015**

(51) **LOC (10) Cl.** **26-03**

(52) **U.S. Cl.**
USPC **D26/102**

(58) **Field of Classification Search**
USPC D26/24, 61, 63, 65, 93, 102, 107
CPC F21S 6/00; F21S 6/002; F21S 6/004;
F21S 6/005; F21S 6/008; F21S
8/08; F21V 21/02; F21V 21/14; F21W
2131/30
See application file for complete search history.

(56) **References Cited**

U.S. PATENT DOCUMENTS

D210,796 S * 4/1968 Jones D26/102
D227,848 S * 7/1973 Schneider D26/102

D342,339 S * 12/1993 Lin D26/102
D465,057 S * 10/2002 Giudicelli D26/102
D574,991 S * 8/2008 Citterio D26/102
D595,009 S * 6/2009 Osgerby D26/107
D674,951 S * 1/2013 Sonneman D26/102

* cited by examiner

Primary Examiner — Brian N Vinson

(74) *Attorney, Agent, or Firm* — R. Neil Sudol; Henry D.
Coleman

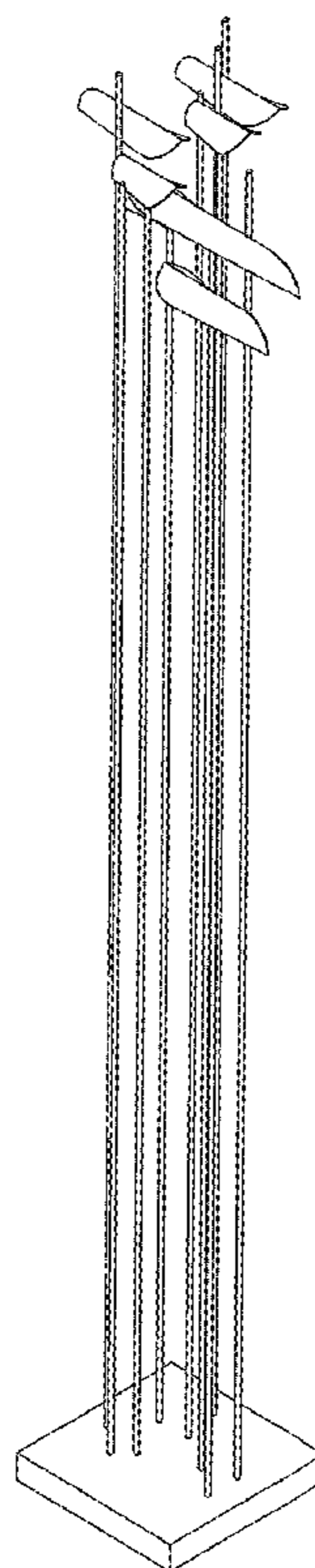
(57) **CLAIM**

The ornamental design for a lamp, as shown and described.

DESCRIPTION

FIG. 1 is a front elevational view of lamps, showing a new design in accordance with the present invention;
FIG. 2 is left side elevational view thereof;
FIG. 3 is top, front and left side perspective view thereof;
and,
FIG. 4 is a top plan view thereof.

1 Claim, 4 Drawing Sheets






FIG. 1

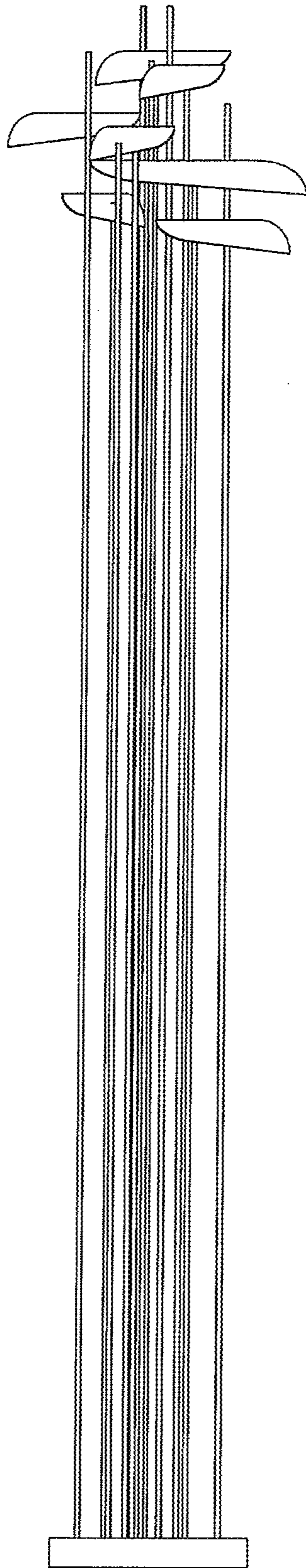


FIG. 2

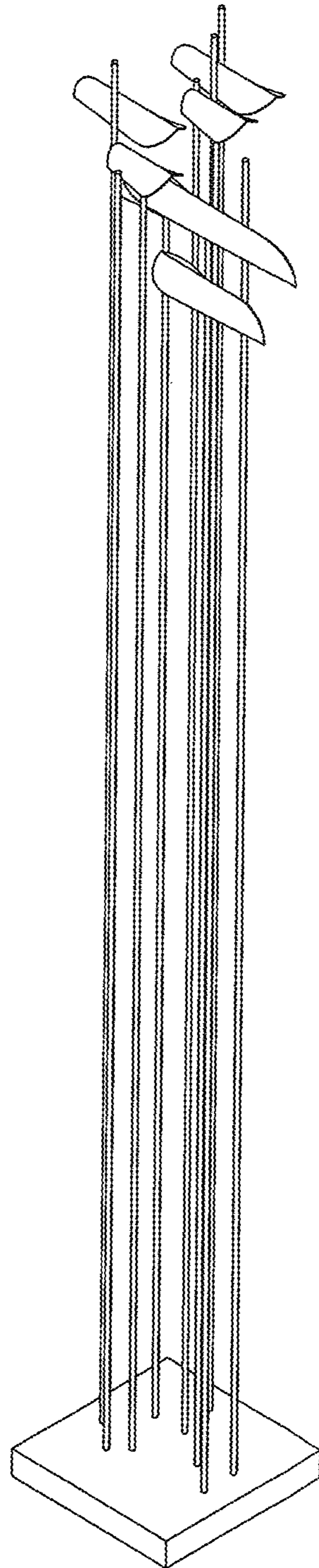


FIG. 3

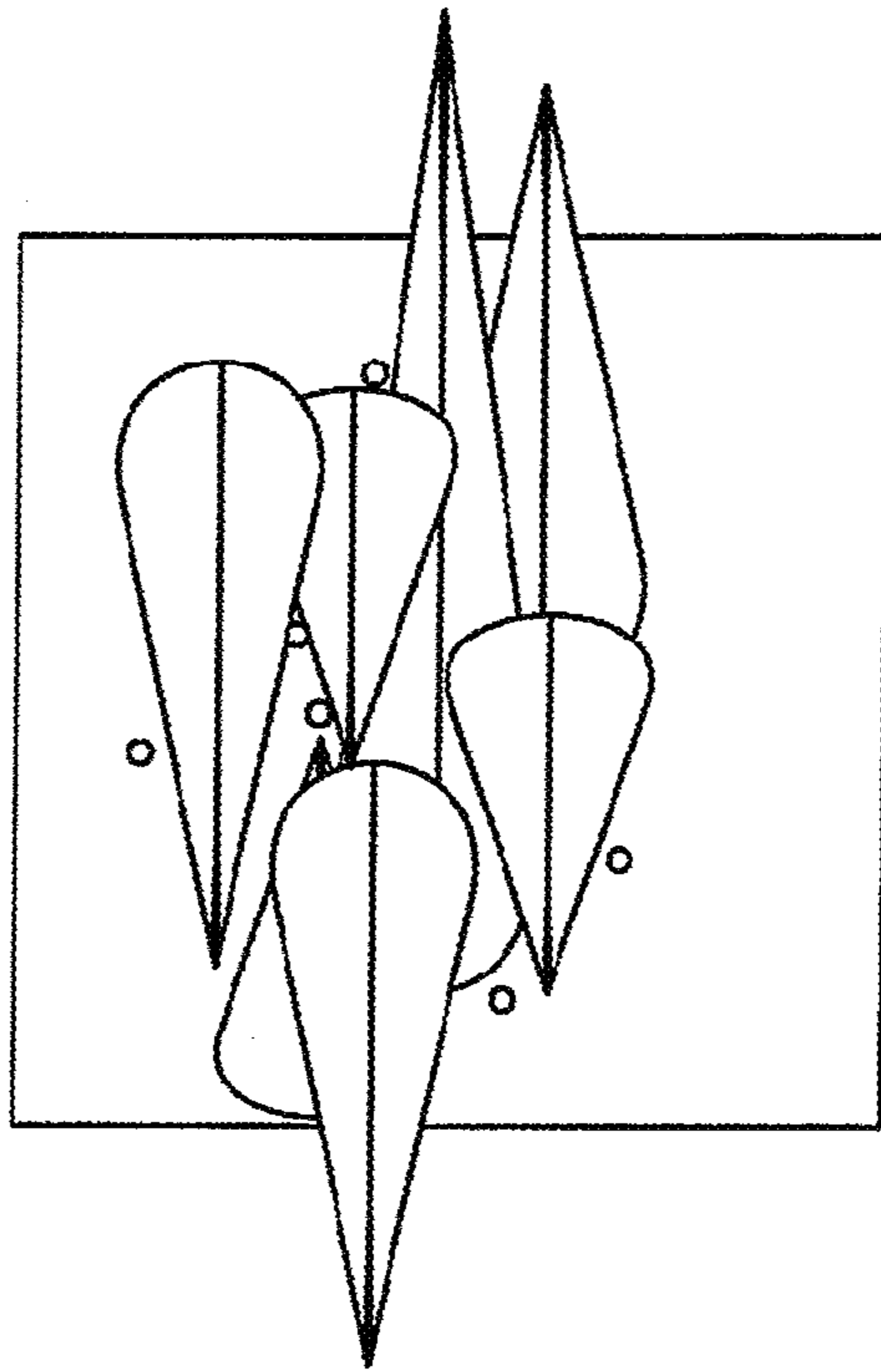


FIG. 4