



US00D777945S

(12) **United States Design Patent**
Kilian et al.

(10) **Patent No.:** **US D777,945 S**
(45) **Date of Patent:** **** Jan. 31, 2017**

(54) **ARCHITECTURAL CEILING FIXTURE
MODULE**

(71) Applicants: **Robert Kilian**, Venice, CA (US); **Kevin Kane**, Los Angeles, CA (US); **Chris Kabatsi**, Venice, CA (US)

(72) Inventors: **Robert Kilian**, Venice, CA (US); **Kevin Kane**, Los Angeles, CA (US); **Chris Kabatsi**, Venice, CA (US)

(73) Assignee: **Arktura, LLC**, Los Angeles, CA (US)

(**) Term: **15 Years**

(21) Appl. No.: **29/531,140**

(22) Filed: **Jun. 23, 2015**

(51) **LOC (10) Cl.** **25-02**

(52) **U.S. Cl.**
USPC **D25/58**

(58) **Field of Classification Search**
USPC D25/48.8, 56, 58, 138, 152, 153, 156,
D25/157, 158, 160; D26/85, 88, 90, 91,
D26/113, 118, 119, 121, 122, 152;
248/205.1, 317; 362/238, 248, 252, 812
CPC E04B 9/04; E04B 9/006; E04B 9/225;
E04B 9/345; E04B 9/366; E04B
2/00; F16M 13/027; E04C 1/40; F21V
33/006; F21V 11/06; G02B 5/00; F21S
8/026

See application file for complete search history.

(56) **References Cited**

U.S. PATENT DOCUMENTS

1,176,746 A * 3/1916 Federico G03B 21/62
156/276
2,607,455 A * 8/1952 Yellin F21V 11/06
362/290
2,689,026 A * 9/1954 Zingone E04B 9/345
362/148
2,725,126 A * 11/1955 Ely E04B 9/345
52/506.08

2,725,127 A * 11/1955 Barrett E04B 9/18
52/506.08
2,849,943 A * 9/1958 Zurawski E04B 9/345
29/897.15
3,050,162 A * 8/1962 Zingone E04B 9/345
52/666
3,602,955 A * 9/1971 Schwartz E04B 9/345
24/458
D224,521 S * 8/1972 Zura D25/35
D233,687 S * 11/1974 Deaton D25/154
(Continued)

FOREIGN PATENT DOCUMENTS

GB 2000584 * 2/1991

OTHER PUBLICATIONS

<http://www.eplastics.com/Plastic/lighting-diffusers/W-EGG-375X2X4> Available Apr. 26, 2015.*

(Continued)

Primary Examiner — Susan Bennett Hattan

Assistant Examiner — Leanne Was

(74) *Attorney, Agent, or Firm* — Matthew J. Spark; Zuber Lawler & Del Duca, LLP


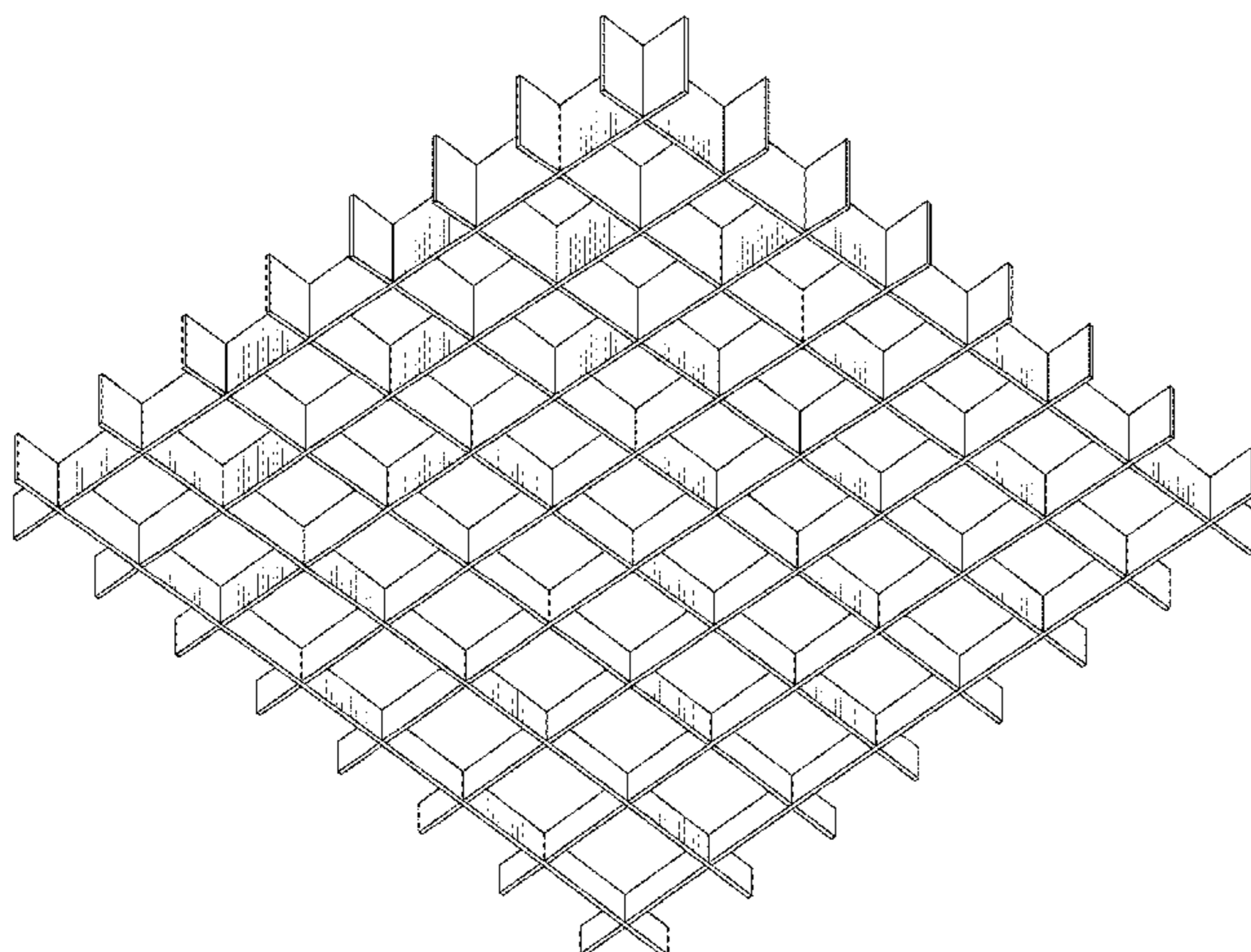
(57) **CLAIM**

The ornamental design for an architectural ceiling fixture module, as shown in the accompanying figures and described.

DESCRIPTION

FIG. 1 is a perspective view of our new design for an architectural ceiling fixture module;
FIG. 2 is a top plan view thereof;
FIG. 3 is a left elevational view thereof;
FIG. 4 is a right elevational view thereof;
FIG. 5 is a front elevational view thereof;
FIG. 6 is a rear elevational view thereof; and,
FIG. 7 is a bottom plan view thereof.

1 Claim, 4 Drawing Sheets



(56)

References Cited

U.S. PATENT DOCUMENTS

4,665,674 A * 5/1987 Brugman E04B 9/122
52/506.06
4,849,867 A * 7/1989 Glass F21V 11/06
362/291
4,877,308 A * 10/1989 Okuno F21V 11/06
348/E5.136
D537,957 S * 3/2007 Pilby D25/153
8,371,458 B2 * 2/2013 Yu A47B 43/006
108/149
8,733,053 B2 * 5/2014 Kabatsi E04B 2/00
160/131
8,782,987 B2 7/2014 Kabatsi et al.
8,934,173 B2 * 1/2015 Vasyliev G02B 5/0205
359/592

2009/0205284 A1* 8/2009 Wang E04C 2/16
52/630
2010/0130055 A1* 5/2010 Liang E04B 9/068
439/532
2012/0312942 A1* 12/2012 Kabatsi E04B 2/00
248/205.1
2014/0166836 A1* 6/2014 Kabatsi E04B 9/345
248/317
2014/0202105 A1 7/2014 Kabatsi et al.

OTHER PUBLICATIONS

<http://www.hunterdouglascommercial.com.au/ceilings/grid/styles/magnagrid#Features> Available Jul. 22, 2008.*

* cited by examiner




FIG. 1




FIG. 2

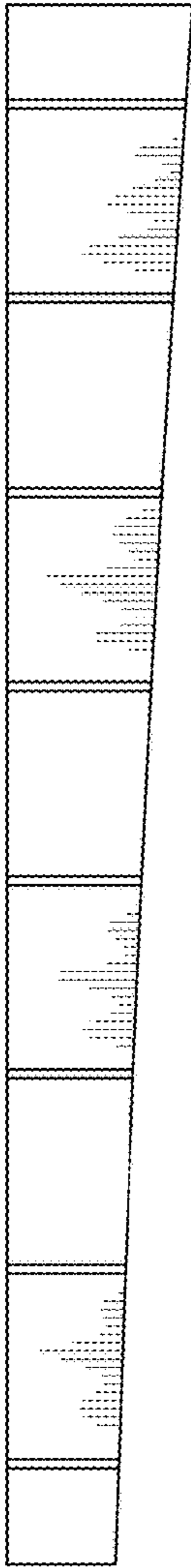


FIG. 3

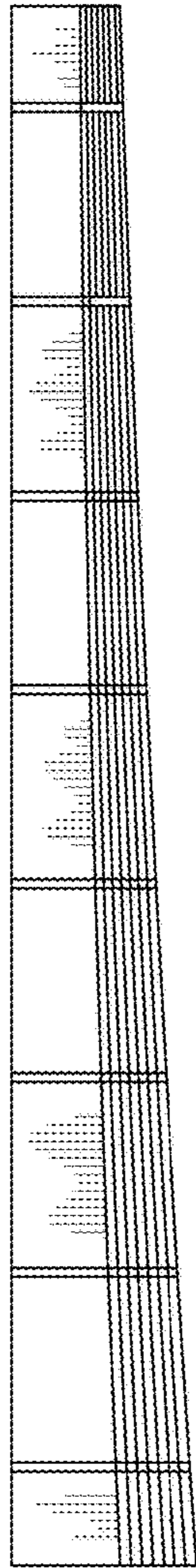


FIG. 4

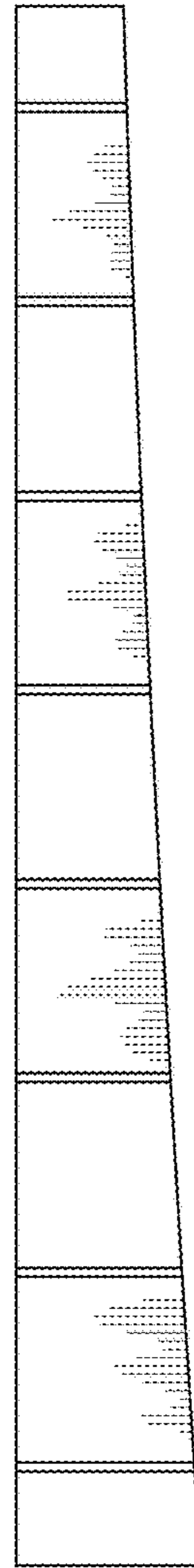


FIG. 5

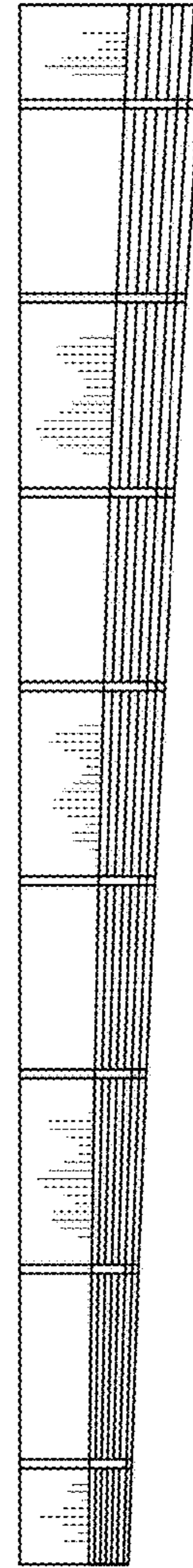


FIG. 6




FIG. 7