



US00D777934S

(12) **United States Design Patent**  
**Hahn**

(10) **Patent No.:** **US D777,934 S**  
(45) **Date of Patent:** **\*\* Jan. 31, 2017**

- (54) **PATCH**
- (71) Applicant: **KT HEALTH, LLC**, Lindon, UT (US)
- (72) Inventor: **Greg Hahn**, Highland, UT (US)
- (73) Assignee: **KT Health, LLC**, American Fork, UT (US)

- D621,053 S 8/2010 Kase
  - D633,213 S 2/2011 Cowles
  - D644,329 S \* 8/2011 North ..... D24/187
  - D691,276 S 10/2013 Bushby
  - D696,400 S 12/2013 Brogden
  - D718,869 S 12/2014 Cameron
  - D727,000 S \* 4/2015 Malkin ..... D2/909
- (Continued)

(\*\*) Term: **15 Years**

**FOREIGN PATENT DOCUMENTS**

(21) Appl. No.: **29/527,038**

EM 001213961-0002 5/2010

(22) Filed: **May 14, 2015**

**OTHER PUBLICATIONS**

(51) **LOC (10) Cl.** ..... **24-04**

Notice of Allowance from U.S. Appl. No. 29/499,882, dated Oct. 13, 2015.

(52) **U.S. Cl.**  
USPC ..... **D24/189**

(Continued)

(58) **Field of Classification Search**  
USPC ..... D24/125, 189-192  
CPC ..... A61F 5/0118; A61F 13/02; A61F 9/04;  
A61F 5/08; A61F 13/0273; A61F 13/108;  
Y10T 428/28; A61N 1/044; A61N 1/30  
See application file for complete search history.

*Primary Examiner* — George D Kirschbaum  
*Assistant Examiner* — Jennifer Watkins  
(74) *Attorney, Agent, or Firm* — Maschoff Brennan

(56) **References Cited**

(57) **CLAIM**

The ornamental design for a patch, as shown and described.

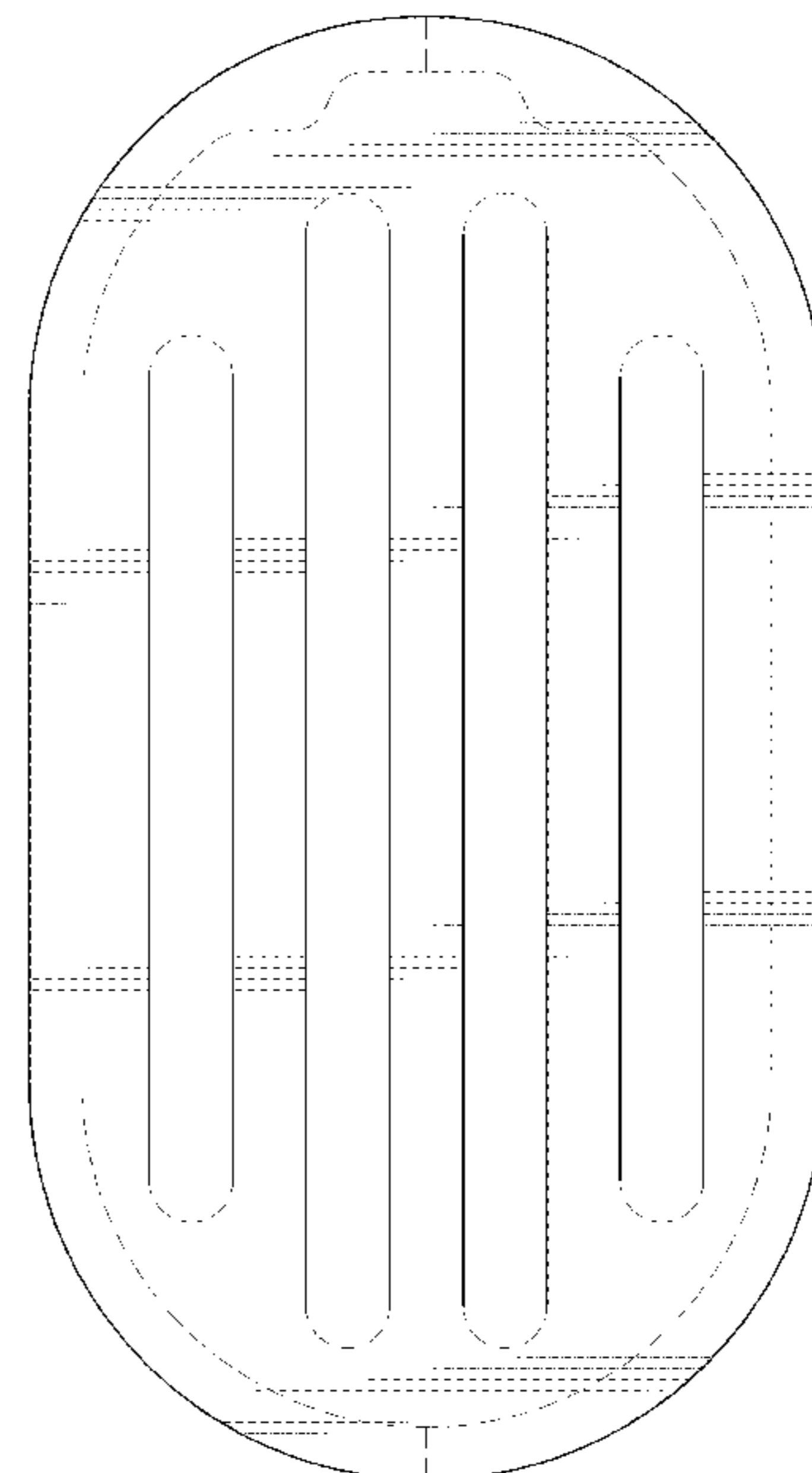
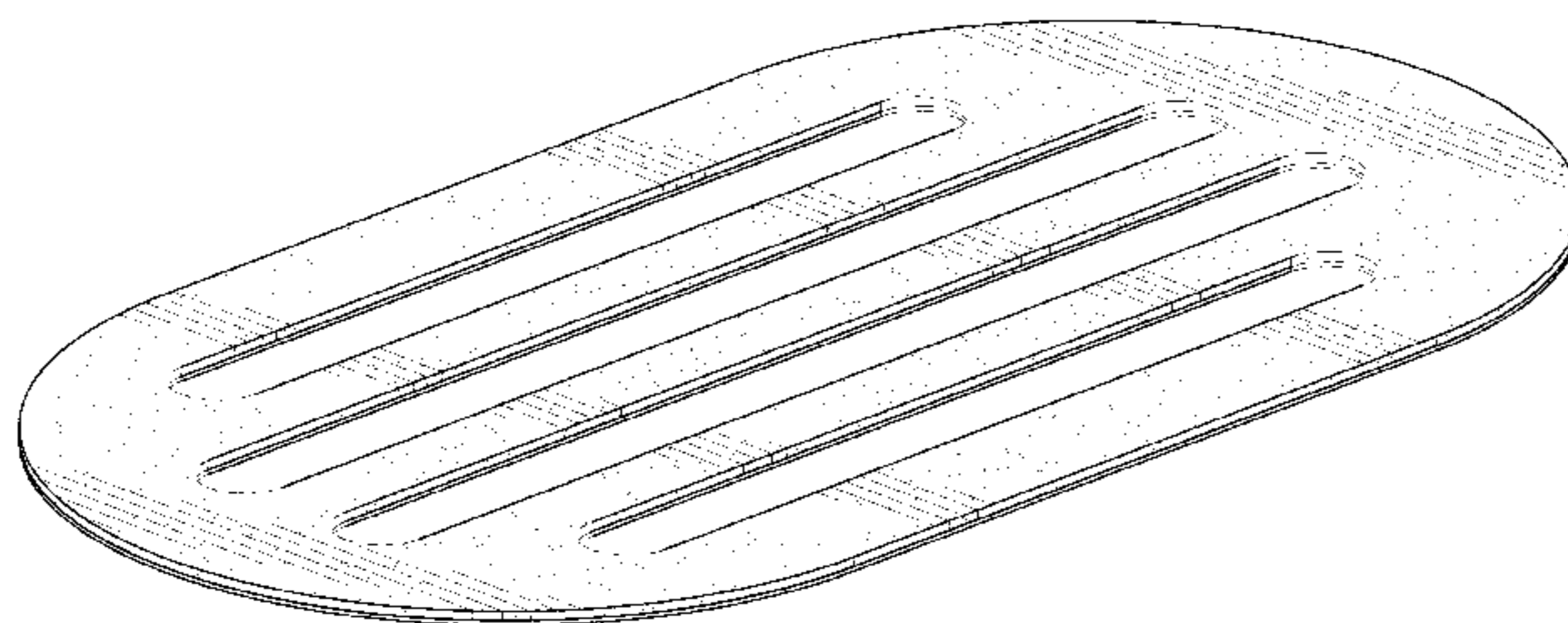
**U.S. PATENT DOCUMENTS**

**DESCRIPTION**

- 2,399,545 A 1/1946 Davis
- 2,508,885 A 5/1950 Brown
- 4,337,772 A \* 7/1982 Roeder ..... A61F 13/5611  
604/385.03
- 4,734,320 A 3/1988 Ohira
- 4,737,400 A 4/1988 Edison
- D385,357 S \* 10/1997 Alworth ..... D24/189
- D430,295 S 8/2000 Ierulli
- D434,146 S 11/2000 Ierulli
- D439,330 S \* 3/2001 Phillips ..... D24/125
- D484,603 S 12/2003 Kocik
- D516,728 S 3/2006 Wall
- D576,282 S \* 9/2008 Yanaki ..... D24/189
- D598,112 S \* 8/2009 Phillips ..... D24/187
- D621,051 S 8/2010 Kase

FIG. 1 is a upper perspective view of a patch;  
FIG. 2 is a top view thereof;  
FIG. 3 is a bottom view thereof, the broken lines disposed proximate the outer perimeter of the patch indicating perforations in a backing material;  
FIG. 4 is a front view, with a rear view being a mirror image thereof; and,  
FIG. 5 is a right side view, with the left side view being a mirror image thereof.  
The broken lines in the figures are for the purpose of illustrating portions of a patch that form no part of the claim.

**1 Claim, 4 Drawing Sheets**



(56)

**References Cited**

U.S. PATENT DOCUMENTS

D728,806 S \* 5/2015 Cox ..... D24/190  
D740,952 S \* 10/2015 Kawahara ..... D24/189  
D743,566 S \* 11/2015 Arbesman ..... D24/189  
2001/0056252 A1 12/2001 Bodenschatz  
2008/0154169 A1 6/2008 Kase  
2013/0334084 A1 12/2013 Arbesman

OTHER PUBLICATIONS

Notice of Allowance from Japanese Design Application No. 2015-024595 dated Mar. 28, 2016 (with English translation).

Examiner's Report from Canadian Patent Application No. 164983 dated Jan. 29, 2016.

\* cited by examiner

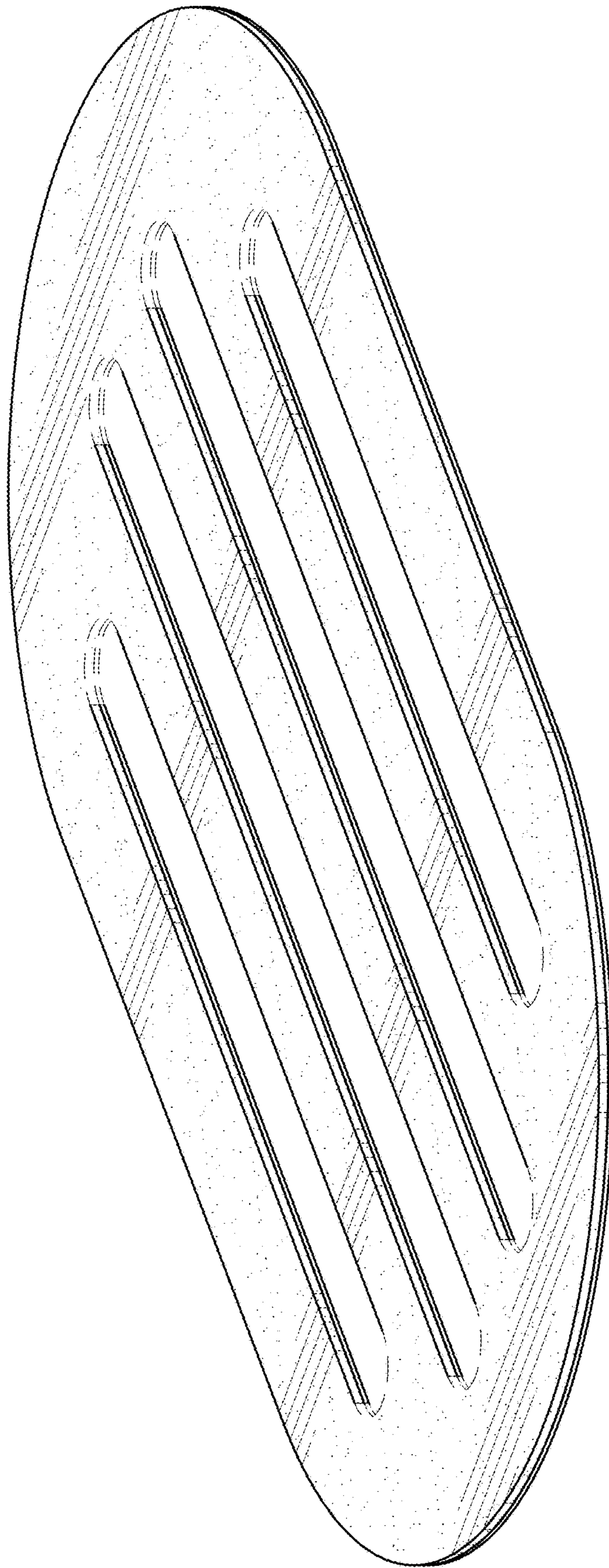
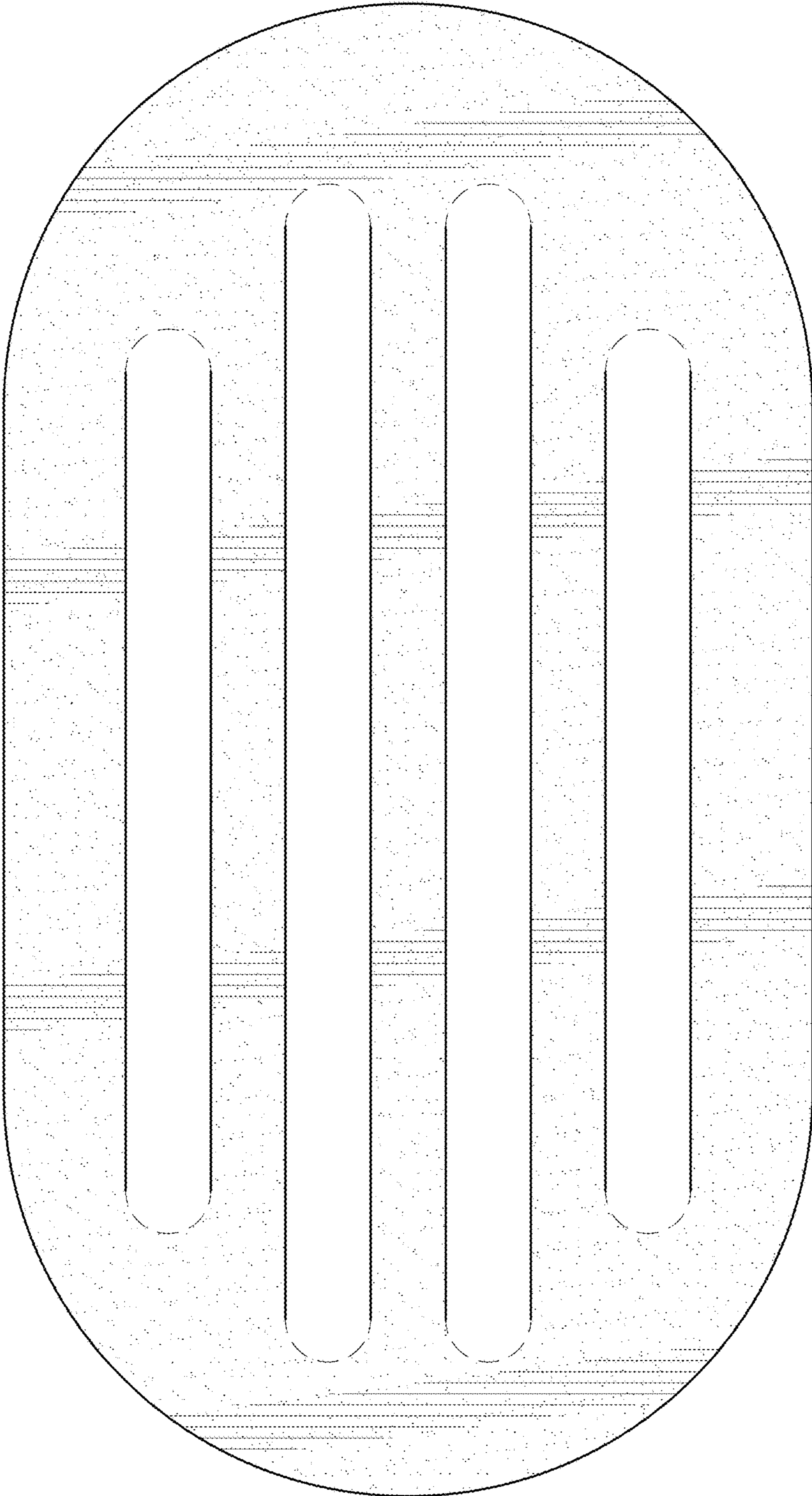
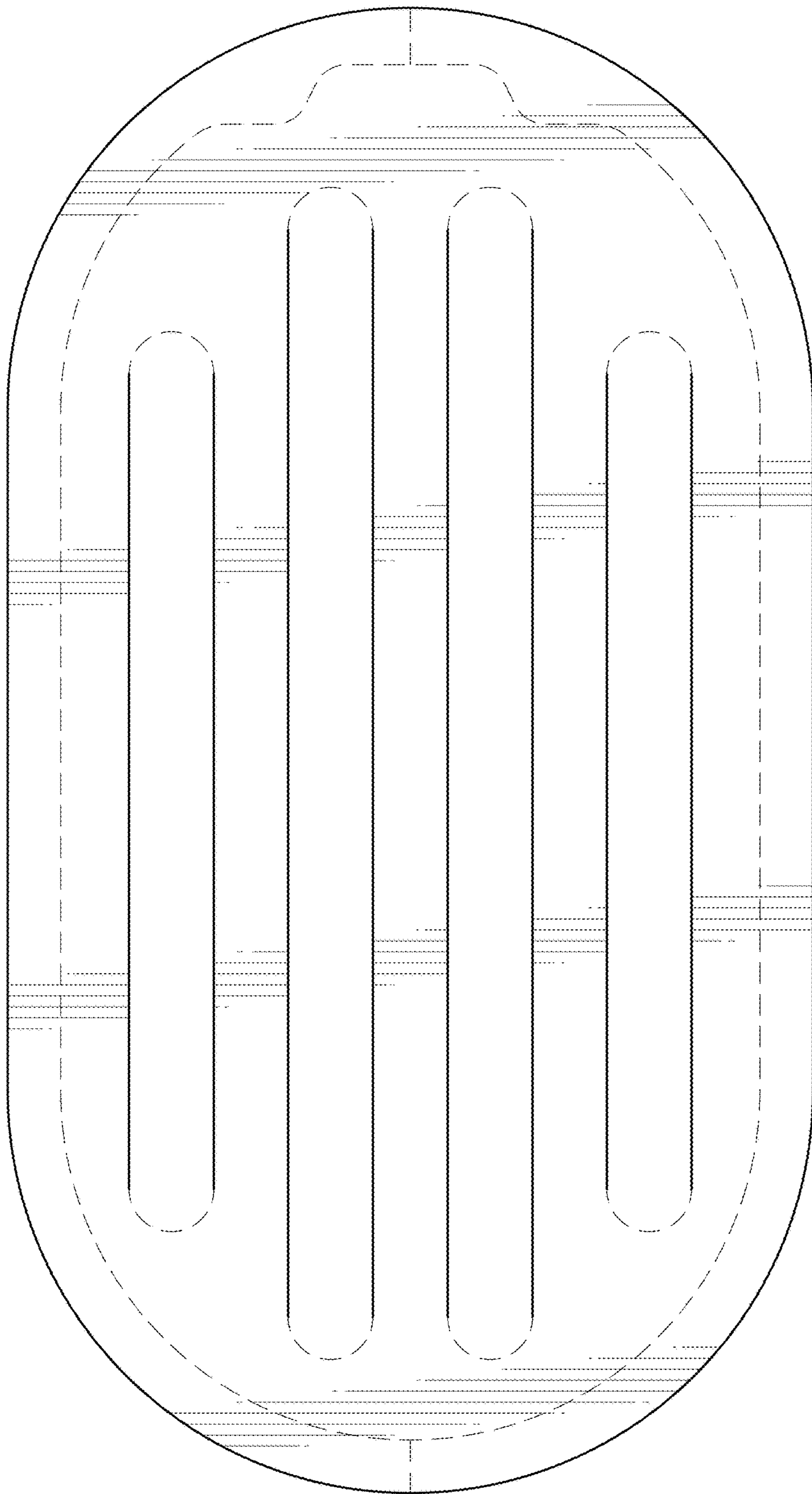



Fig. 1



**Fig. 2**



**Fig. 3**



**Fig. 4**



**Fig. 5**