



US00D777932S

(12) **United States Design Patent** (10) **Patent No.:** **US D777,932 S**
Lura et al. (45) **Date of Patent:** **** Jan. 31, 2017**

- (54) **PORTABLE DIALYSIS CABINET**
- (71) Applicant: **Medtronic, Inc.**, Minneapolis, MN (US)
- (72) Inventors: **David B. Lura**, Maple Grove, MN (US); **Martin T. Gerber**, Maple Grove, MN (US); **Philip J D'Almada Remedios**, Palm Harbor, FL (US); **Bartosz Marek Korec**, Palm Harbor, FL (US)
- (73) Assignee: **Medtronic, Inc.**, Minneapolis, MN (US)
- (**) Term: **15 Years**
- (21) Appl. No.: **29/530,485**
- (22) Filed: **Jun. 17, 2015**
- (51) **LOC (10) Cl.** **24-00**
- (52) **U.S. Cl.**
USPC **D24/185**
- (58) **Field of Classification Search**
USPC D24/185, 170-171; 210/147, 647
CPC A61L 2/04; B01D 15/08
See application file for complete search history.

D714,455 S *	9/2014	Gerber	D24/185
D714,456 S *	9/2014	Lura	D24/185
D714,944 S *	10/2014	Gerber	D24/185
D714,945 S *	10/2014	Gerber	D24/185
D714,946 S *	10/2014	Lura	D24/185
D720,462 S *	12/2014	Lura	D24/185
D721,815 S *	1/2015	Lura	D24/185
2015/0367059 A1 *	12/2015	Gerber	B01D 15/08 210/647

* cited by examiner

Primary Examiner — Rhea Shields

(57) **CLAIM**

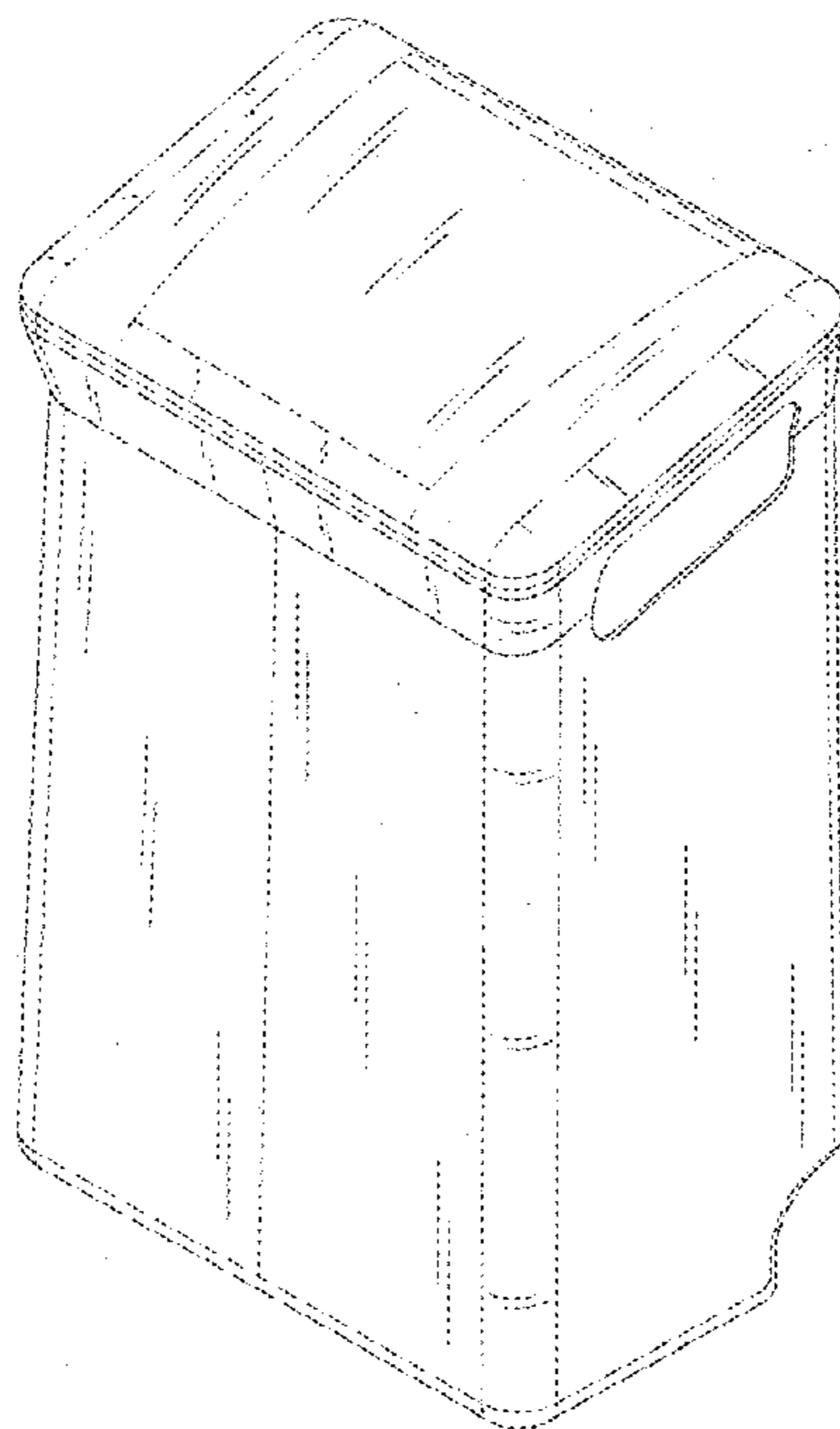
The ornamental design for a portable dialysis cabinet, as shown and described.

DESCRIPTION

FIG. 1 is a perspective view of the portable dialysis cabinet according to one embodiment;
 FIG. 2 is a front view of a portable dialysis cabinet referenced in FIG. 1;
 FIG. 3 is a back view of a portable dialysis cabinet referenced in FIG. 1;
 FIG. 4 is a left side view of a portable dialysis cabinet referenced in FIG. 1;
 FIG. 5 is a right side view of a portable dialysis cabinet referenced in FIG. 1;
 FIG. 6 is a top view of a portable dialysis cabinet referenced in FIG. 1; and,
 FIG. 7 is a bottom view of a portable dialysis cabinet referenced in FIG. 1.

1 Claim, 7 Drawing Sheets

- (56) **References Cited**
U.S. PATENT DOCUMENTS
- 5,658,456 A * 8/1997 Kenley A61L 2/04
210/147
- D705,432 S * 5/2014 Lura D24/185
- D711,543 S * 8/2014 Gerber D24/185
- D713,042 S * 9/2014 Gerber D24/185






FIG. 1

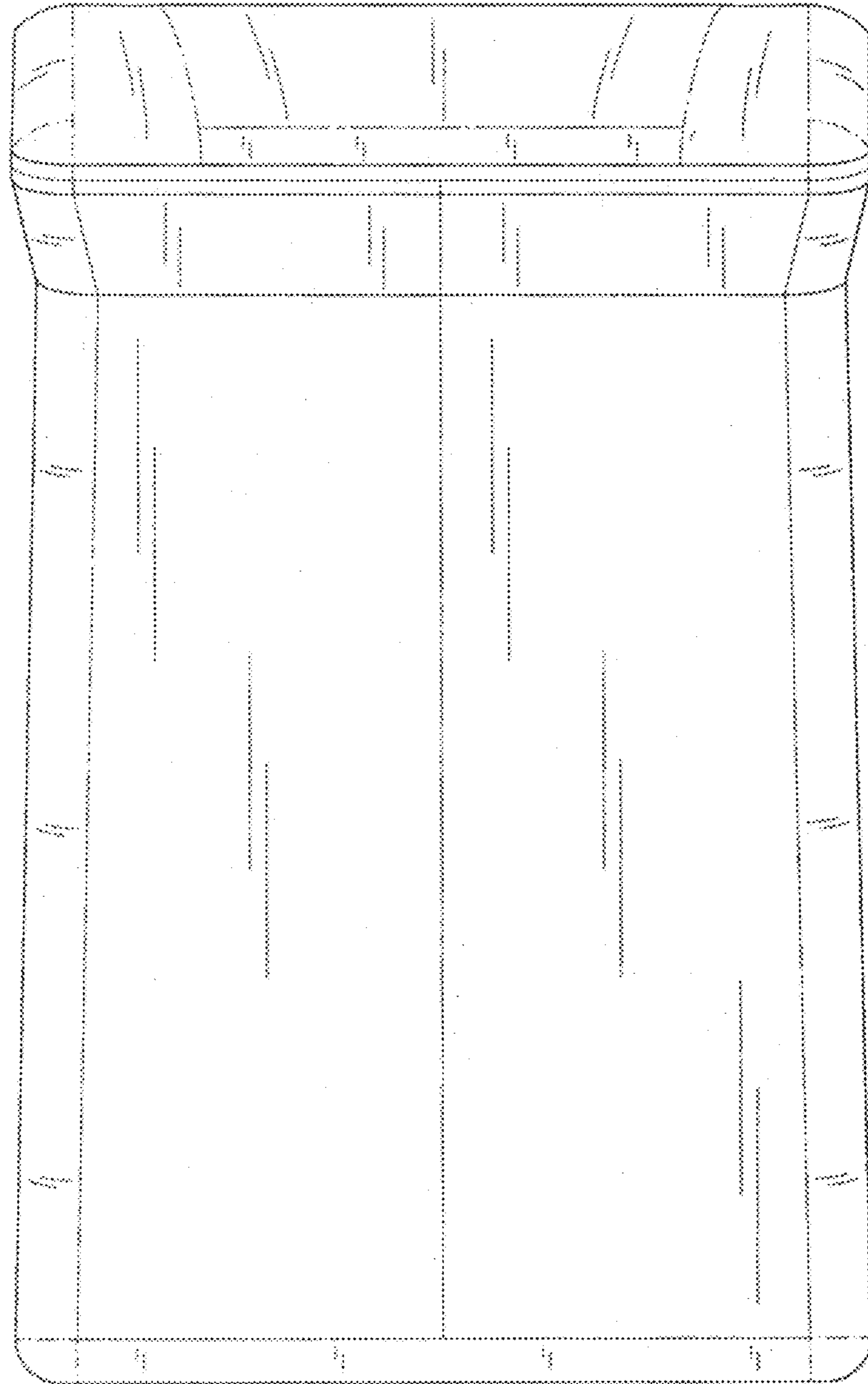


FIG. 2




FIG. 3




FIG. 4




FIG. 5

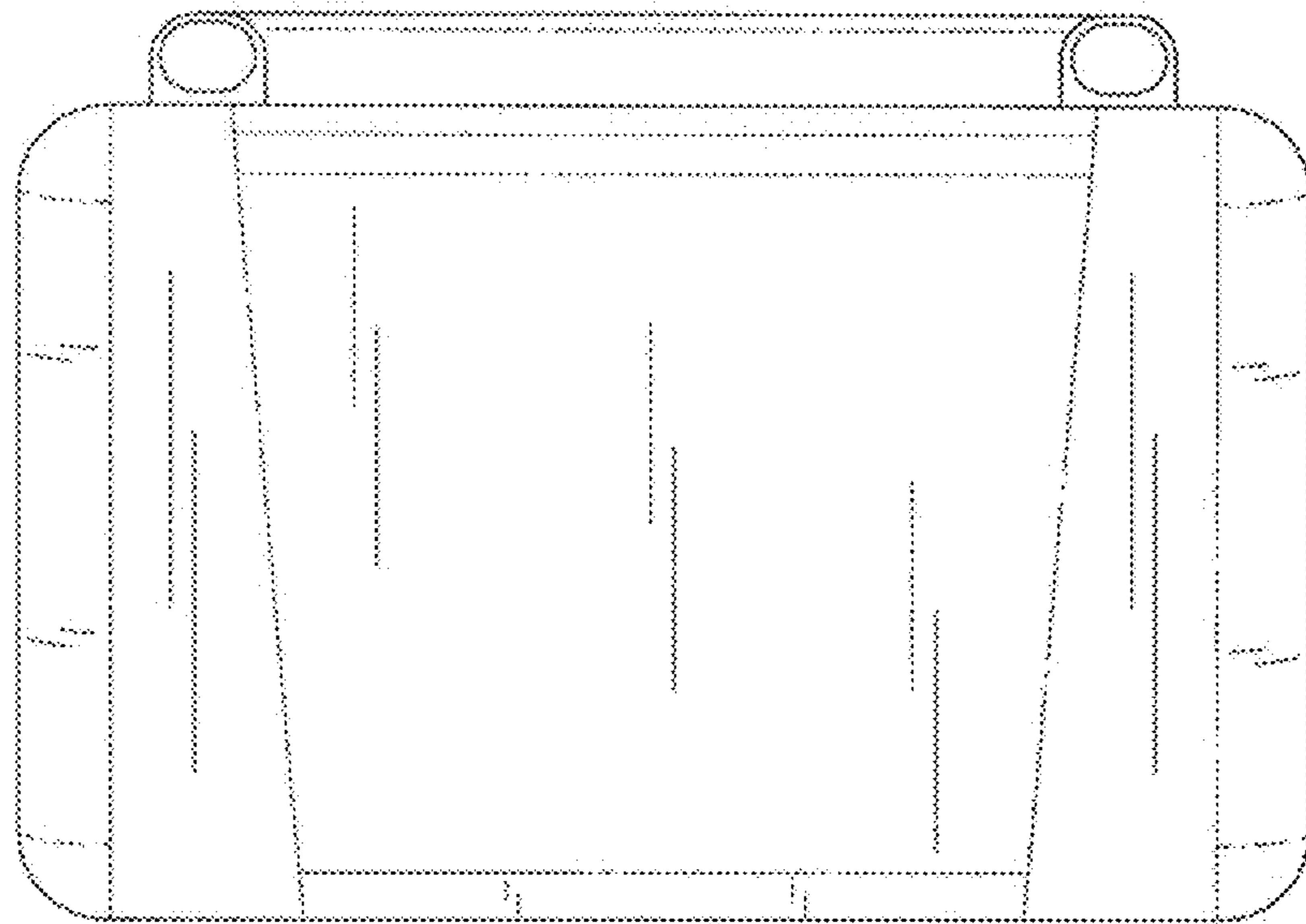


FIG. 6




FIG. 7