



US00D777889S

(12) **United States Design Patent**
Danelon et al.

(10) **Patent No.:** **US D777,889 S**

(45) **Date of Patent:** **** Jan. 31, 2017**

(54) **VANITY WITH ABOVE COUNTER SINK**

D554,897 S * 11/2007 Mayer D23/286
D624,634 S * 9/2010 Thomas D23/286
D722,143 S * 2/2015 Clarke D23/293.1

(71) Applicant: **Ronbow Corporation**, Fremont, CA
(US)

* cited by examiner

(72) Inventors: **Claudia Danelon**, London (GB);
Federico Meroni, London (GB)

Primary Examiner — Robert Delehanty

(73) Assignee: **RONBOW CORPORATION**,
Fremont, CA (US)

(74) *Attorney, Agent, or Firm* — Thomas Schneck

(**) Term: **15 Years**

(57) **CLAIM**

(21) Appl. No.: **29/566,764**

We claim the design for a vanity with above counter sink, as shown and described.

(22) Filed: **Jun. 2, 2016**

(51) **LOC (10) Cl.** **23-02**

(52) **U.S. Cl.**
USPC **D23/286**

DESCRIPTION

(58) **Field of Classification Search**
USPC D23/270–273, 284, 286–287, 285, 303,
D23/308; D6/655, 655.1, 656, 663, 671,
D6/668, 709, 677, 668.2, 668.1, 675
CPC E03D 11/12; E03C 1/14; E03C 1/18;
E03C 1/182
See application file for complete search history.

FIG. 1 is a front perspective view of the vanity with above counter sink, the dashed lines representing unclaimed features;

FIG. 2 is a front plan view thereof;

FIG. 3 is a rear plan view thereof;

FIG. 4 is a right side plan view thereof, the left side plan view being a mirror image thereof;

FIG. 5 is a top plan view thereof; and,


FIG. 6 is a bottom perspective view thereof.

(56) **References Cited**

U.S. PATENT DOCUMENTS

D240,987 S * 8/1976 De Lucia D23/286
D251,256 S * 3/1979 Newburger D23/271

1 Claim, 4 Drawing Sheets






Fig. 1

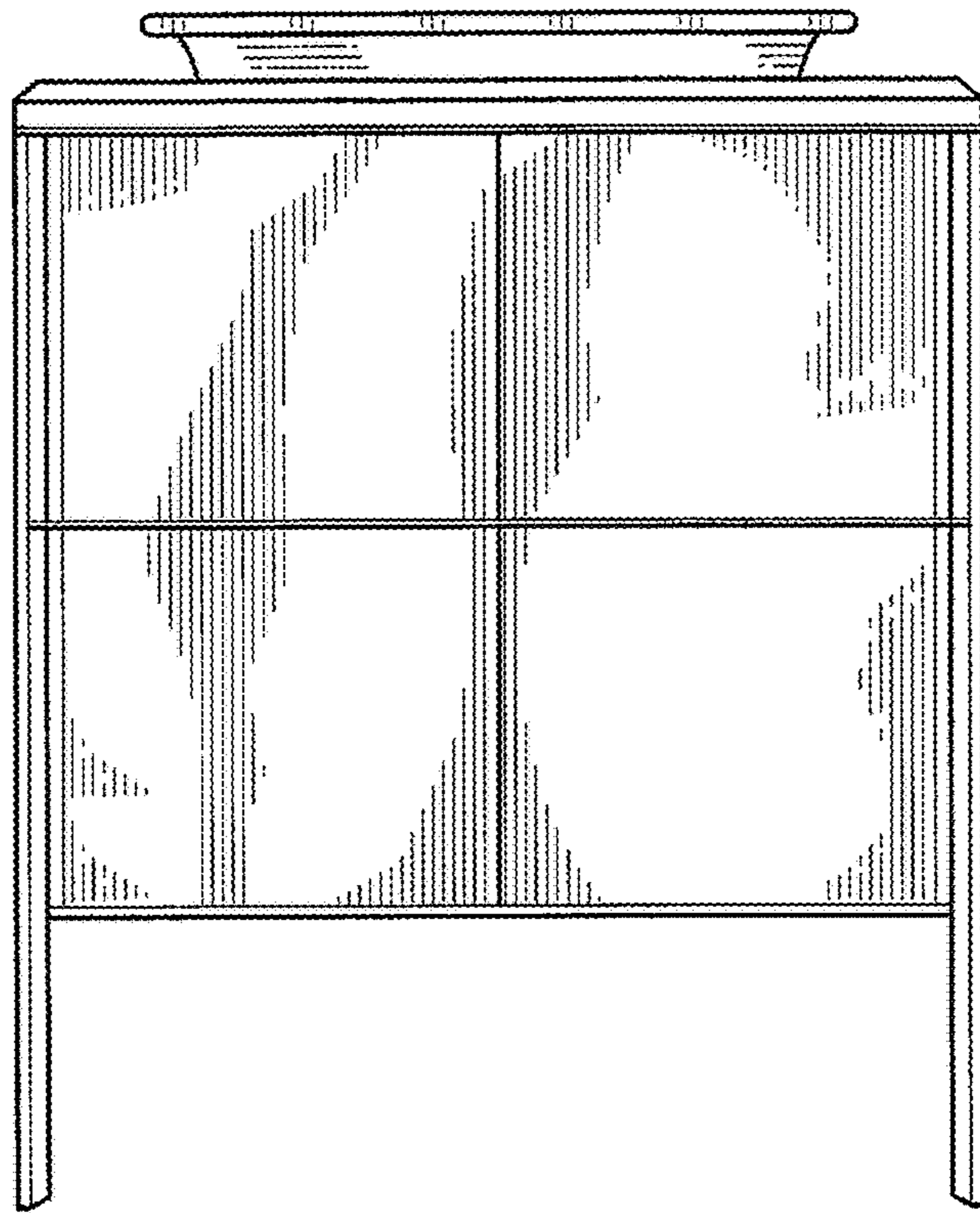


Fig. 2




Fig. 3

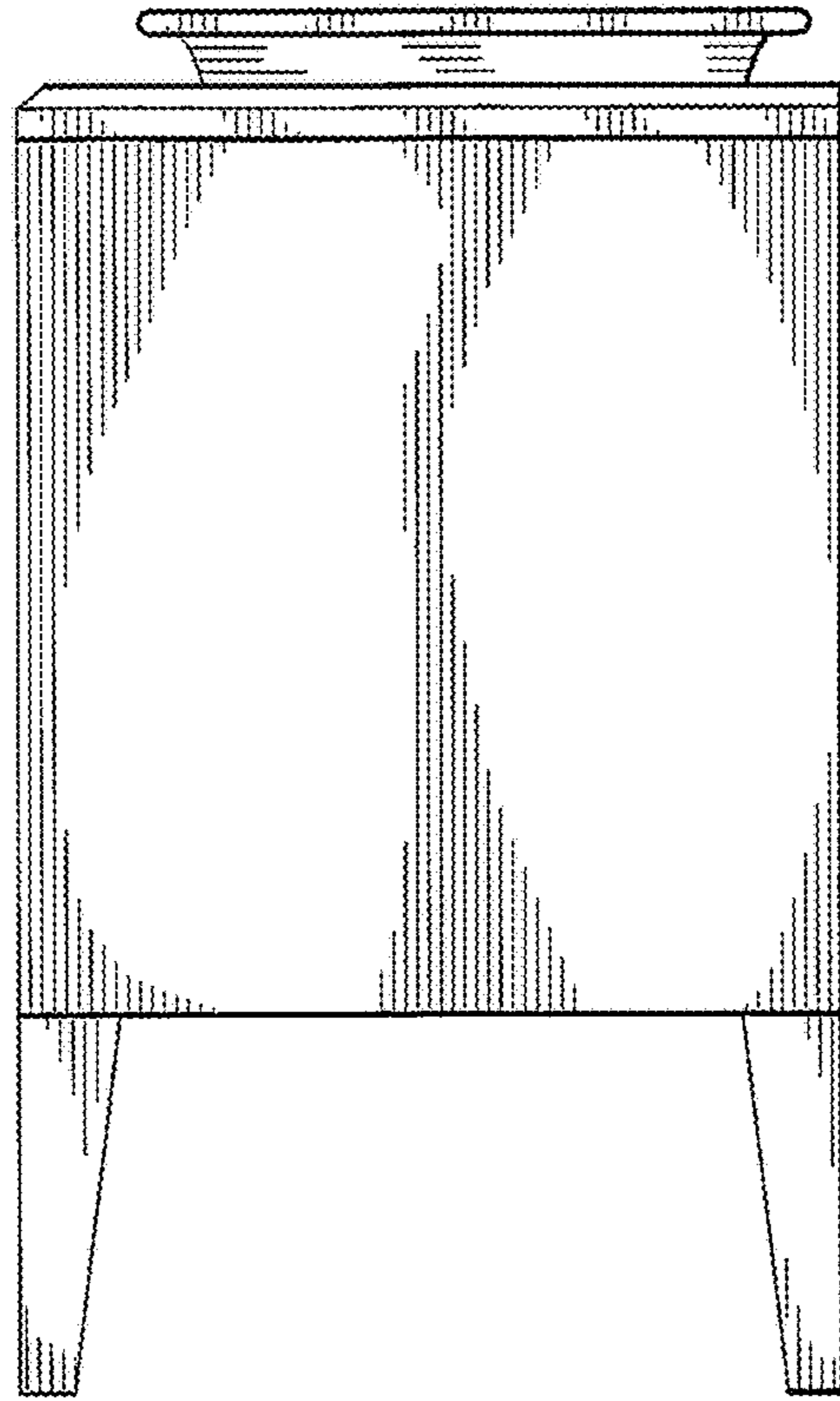


Fig. 4

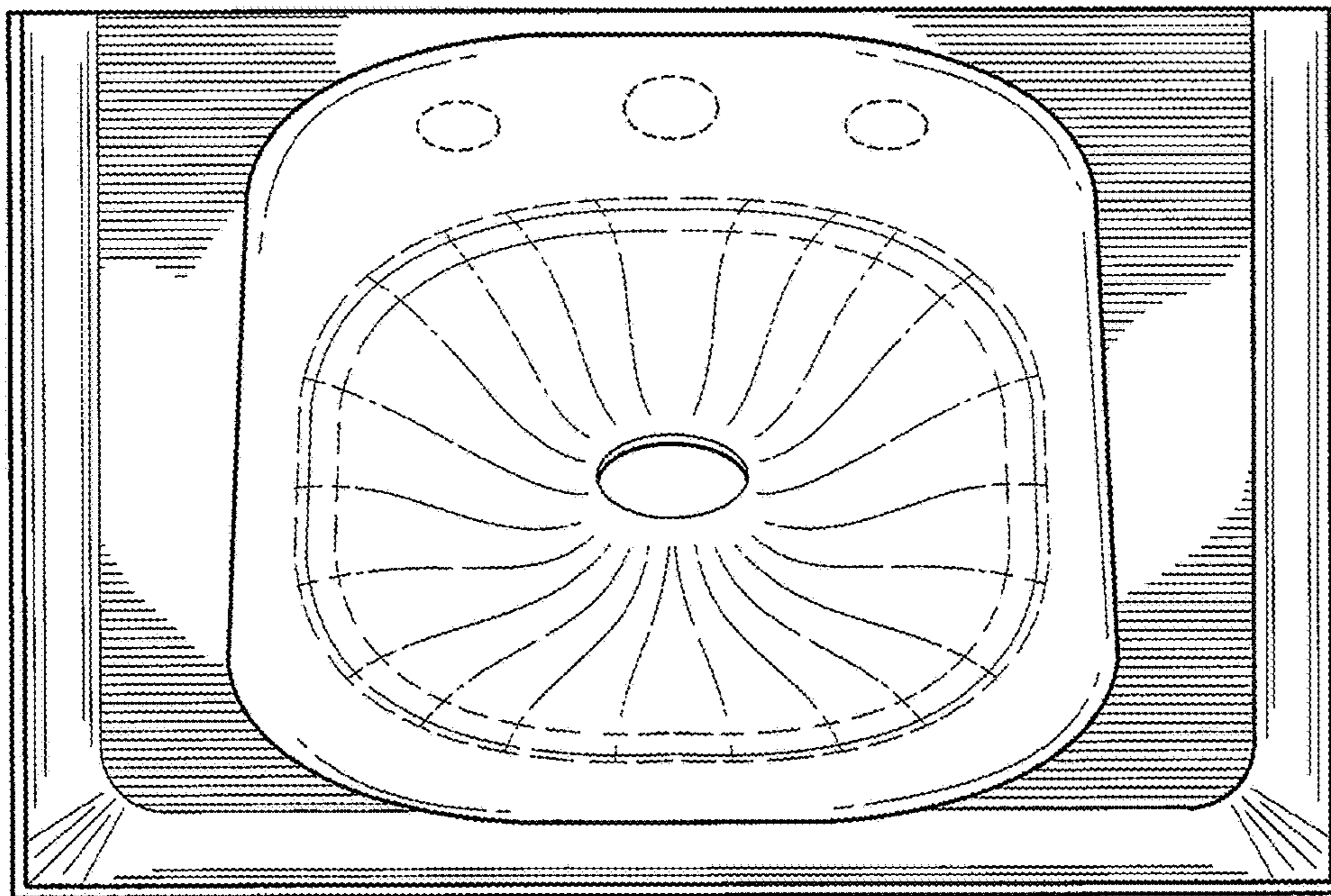


Fig. 5

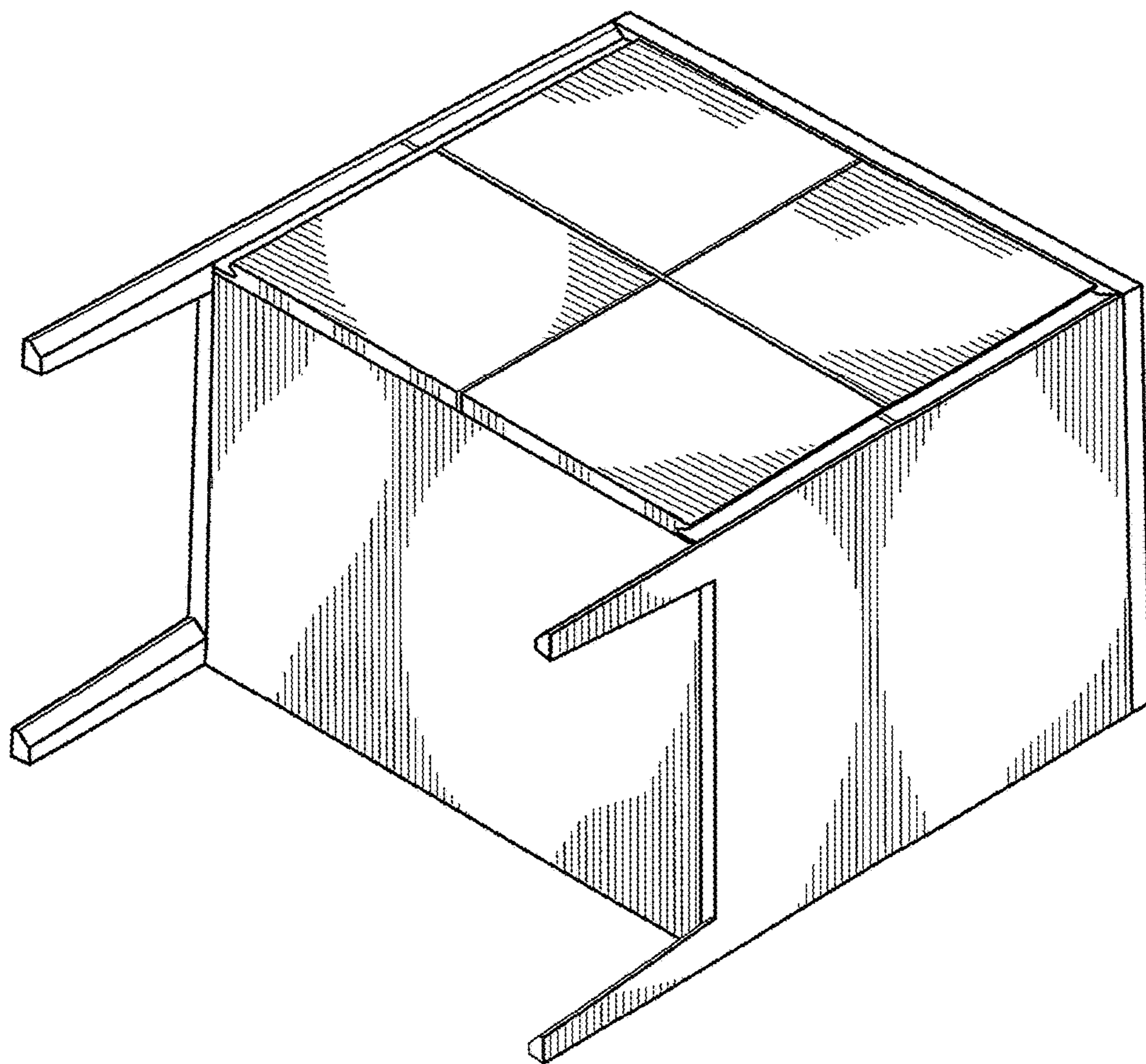


Fig. 6