



US00D777867S

(12) **United States Design Patent**
Moretti

(10) **Patent No.:** **US D777,867 S**
(45) **Date of Patent:** **** Jan. 31, 2017**

- (54) **OVER AND UNDER SHOTGUN**
- (71) Applicant: **BENELLI ARMI S.P.A.**, Urbino
(Pesaro Urbino) (IT)
- (72) Inventor: **Luigi Moretti**, Collebeato (IT)
- (73) Assignee: **BENELLI ARMI, S.P.A.**, Pesaro,
Urbino (IT)
- (**) Term: **15 Years**
- (21) Appl. No.: **29/532,490**
- (22) Filed: **Jul. 7, 2015**

D651,274 S *	12/2011	Moretti	D22/103
8,296,987 B1 *	10/2012	Dlubak	F41A 21/08
				42/75.01
2006/0248770 A1 *	11/2006	Moller	F41A 15/06
				42/46
2009/0113780 A1 *	5/2009	Irwin	F41G 1/425
				42/112
2010/0071242 A1 *	3/2010	Lesenfants	F41A 9/71
				42/49.02
2010/0212204 A1 *	8/2010	Koyama	F41A 21/24
				42/73
2011/0203151 A1 *	8/2011	Mossberg	F41A 9/54
				42/70.01

(30) **Foreign Application Priority Data**

Jan. 15, 2015 (IT) 002614487-001

- (51) **LOC (10) Cl.** **22-01**
- (52) **U.S. Cl.**
USPC **D22/103**

- (58) **Field of Classification Search**
USPC D22/103, 108; D14/418; D21/572-575
CPC F41C 23/00; F41C 27/00; F41C 27/06;
F41C 23/10; F41C 23/14; F41C
23/16; F41C 23/18; F41A 5/18; F41A
5/24; F41A 21/28
See application file for complete search history.

(56) **References Cited**

U.S. PATENT DOCUMENTS

3,955,299 A *	5/1976	Bullis	F41G 1/52
				42/106
3,979,851 A *	9/1976	Soucy	F41A 21/06
				42/75.02
D262,567 S *	1/1982	Hillberg	D22/103
6,935,063 B1 *	8/2005	Johnson	F41A 1/08
				42/40
7,207,130 B2 *	4/2007	Rousseau	F41A 3/58
				42/42.01

FOREIGN PATENT DOCUMENTS

IT	EP 3040672 A1 *	7/2016	F41A 19/10
----	-----------------	--------	-------	------------

* cited by examiner

Primary Examiner — Michael A Pratt

(74) *Attorney, Agent, or Firm* — R. Neil Sudol; Henry D. Coleman

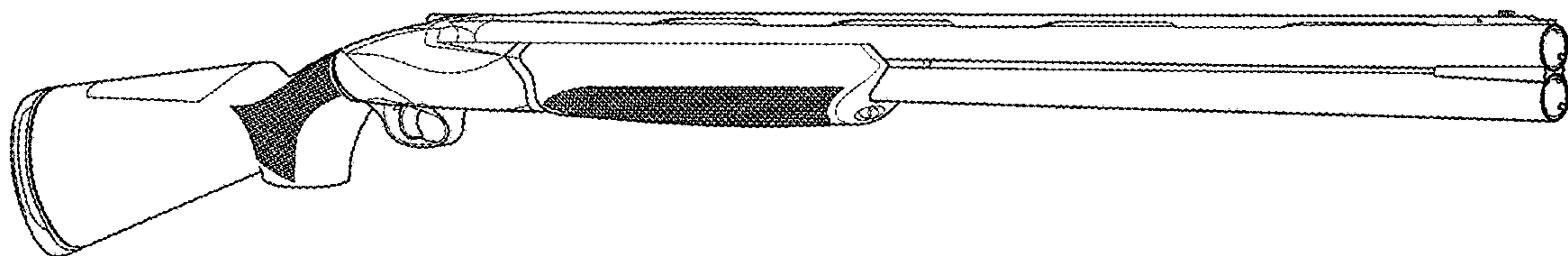
(57) **CLAIM**

The ornamental design for over and under shotgun, as shown and described.

DESCRIPTION

FIG. 1 is a top, right side, and front perspective view, showing the new design;
 FIG. 2 is a right side elevational view thereof;
 FIG. 3 is a left side elevational view thereof;
 FIG. 4 is a rear elevational view thereof;
 FIG. 5 is a front elevational view thereof;
 FIG. 6 is top plan view thereof;
 FIG. 7 is a bottom plan view thereof; and,
 FIG. 8 is a partial perspective view thereof, on an enlarged scale, showing a portion of the over and under shotgun.

1 Claim, 7 Drawing Sheets



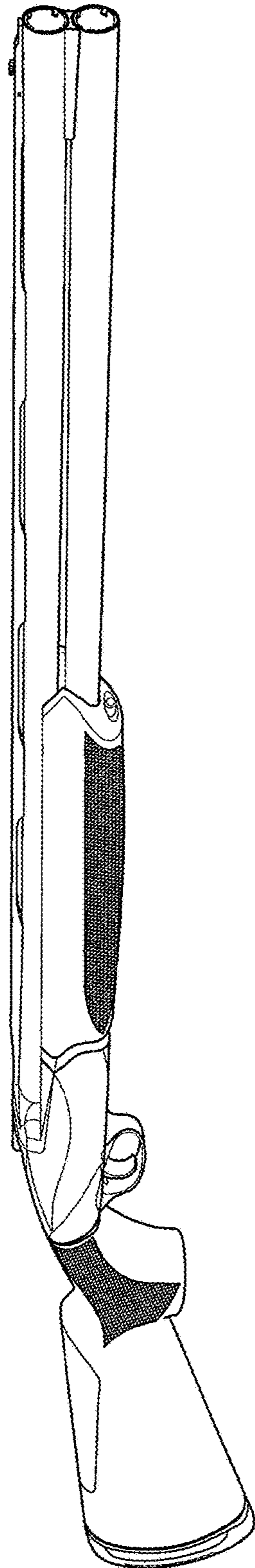


Fig. 1

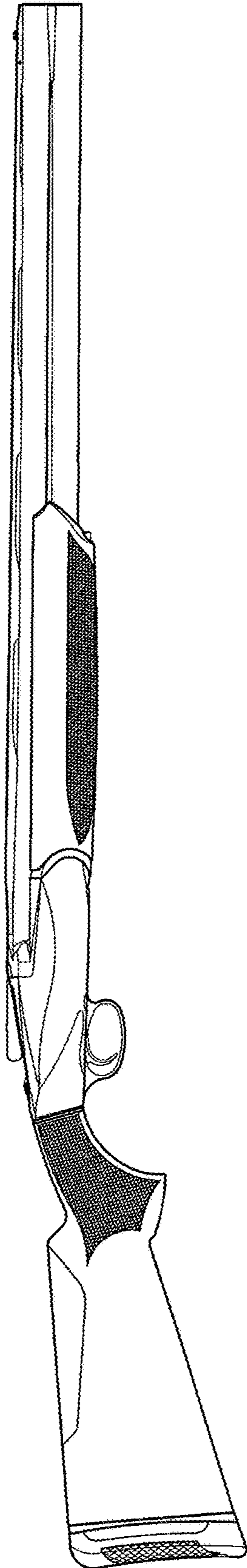


Fig. 2

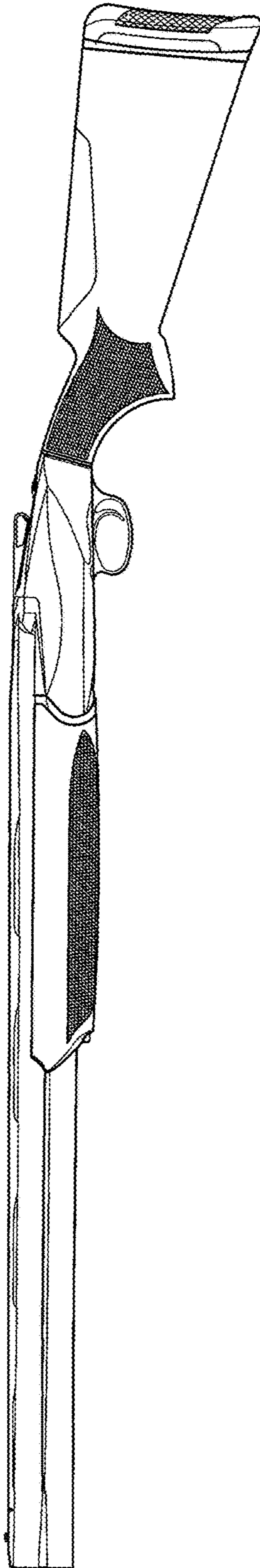


Fig. 3

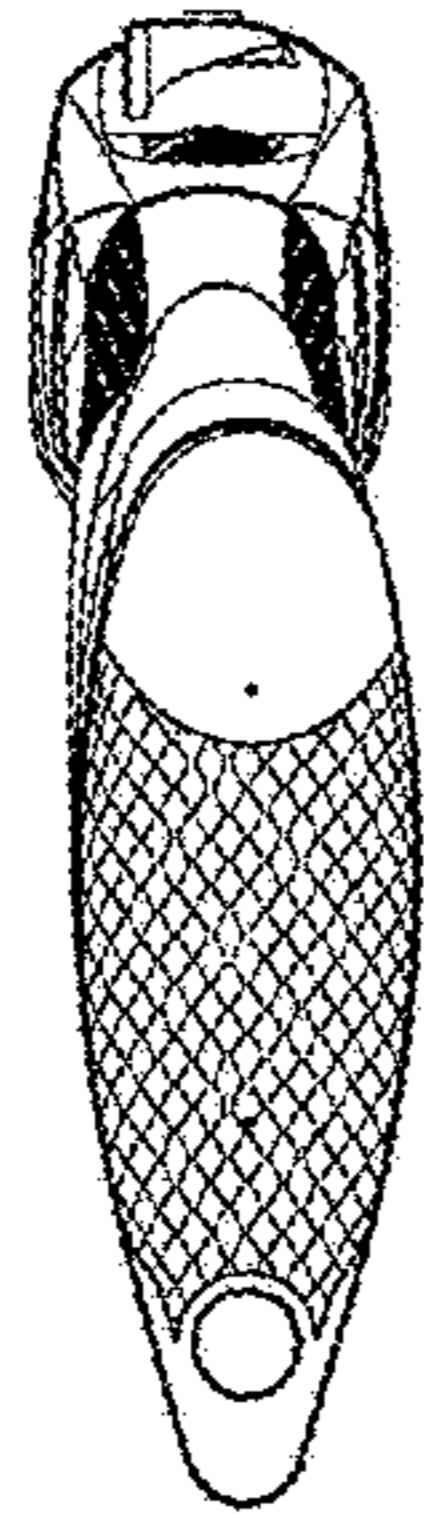


Fig. 4

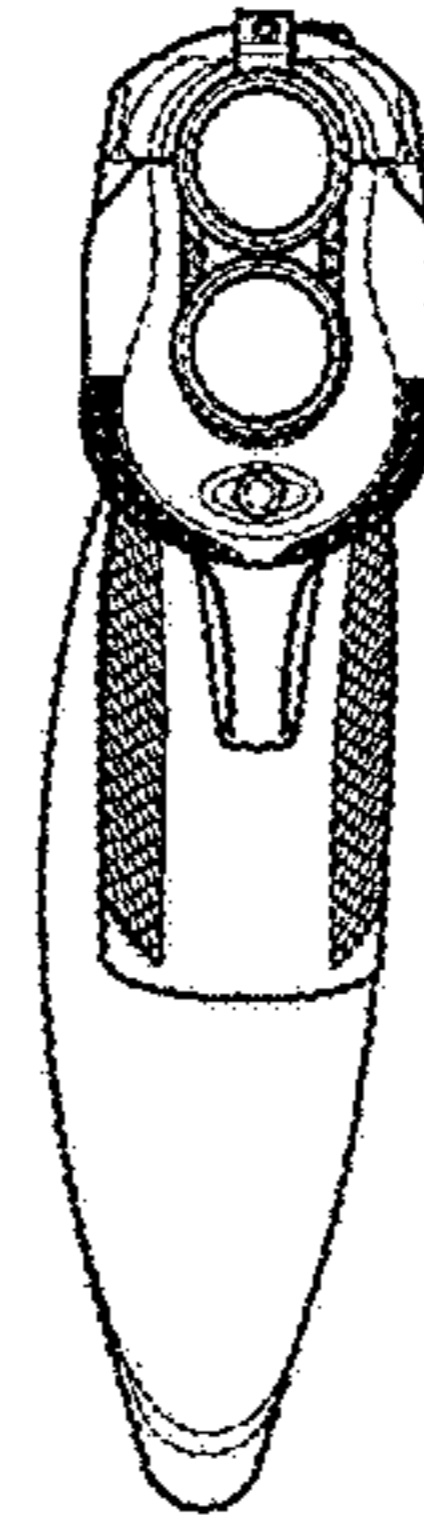


Fig. 5



Fig. 6



Fig. 7

