



US00D777853S

(12) **United States Design Patent**  
**Wang et al.**

(10) **Patent No.:** **US D777,853 S**  
(45) **Date of Patent:** **\*\* Jan. 31, 2017**

(54) **GOLF CLUB HEAD**

FOREIGN PATENT DOCUMENTS

(71) Applicant: **Karsten Manufacturing Corporation**,  
Phoenix, AZ (US)

CN	104740854	7/2015
JP	1085745	9/2000
JP	2003062132	3/2003
JP	2006212066	8/2006

(72) Inventors: **Calvin Wang**, Phoenix, AZ (US); **Ryan Stokke**, Phoenix, AZ (US); **Martin Jertson**, Phoenix, AZ (US); **Cory Bacon**, Phoenix, AZ (US); **Xiaojian Chen**, Phoenix, AZ (US)

(Continued)

(73) Assignee: **Karsten Manufacturing Corporation**,  
Phoenix, AZ (US)

OTHER PUBLICATIONS

(\*\*) Term: **15 Years**

'Maltby Dbm Forged Head' Golf Works. Retrieved from the Internet. Retrieved on Oct. 15, 2015, URL:<[http://www.golfworks.com/product.asp\\_Q\\_pn\\_E\\_MA0225\\_A\\_Maltby+DBM+Forged+Iron+Heads\\_Ac2p\\_E\\_cs/](http://www.golfworks.com/product.asp_Q_pn_E_MA0225_A_Maltby+DBM+Forged+Iron+Heads_Ac2p_E_cs/)>.

(Continued)

(21) Appl. No.: **29/540,206**

*Primary Examiner* — Mitchell Siegel

(22) Filed: **Sep. 22, 2015**

(51) **LOC (10) Cl.** ..... **21-02**

(57) **CLAIM**

(52) **U.S. Cl.**  
USPC ..... **D21/747**

The ornamental design for a golf club head, as shown and described.

(58) **Field of Classification Search**  
USPC ..... D21/747-751  
CPC ..... A63B 53/00; A63B 53/04; A63B 53/047;  
A63B 53/0475; A63B 53/0445; A63B  
2053/0479

**DESCRIPTION**

See application file for complete search history.

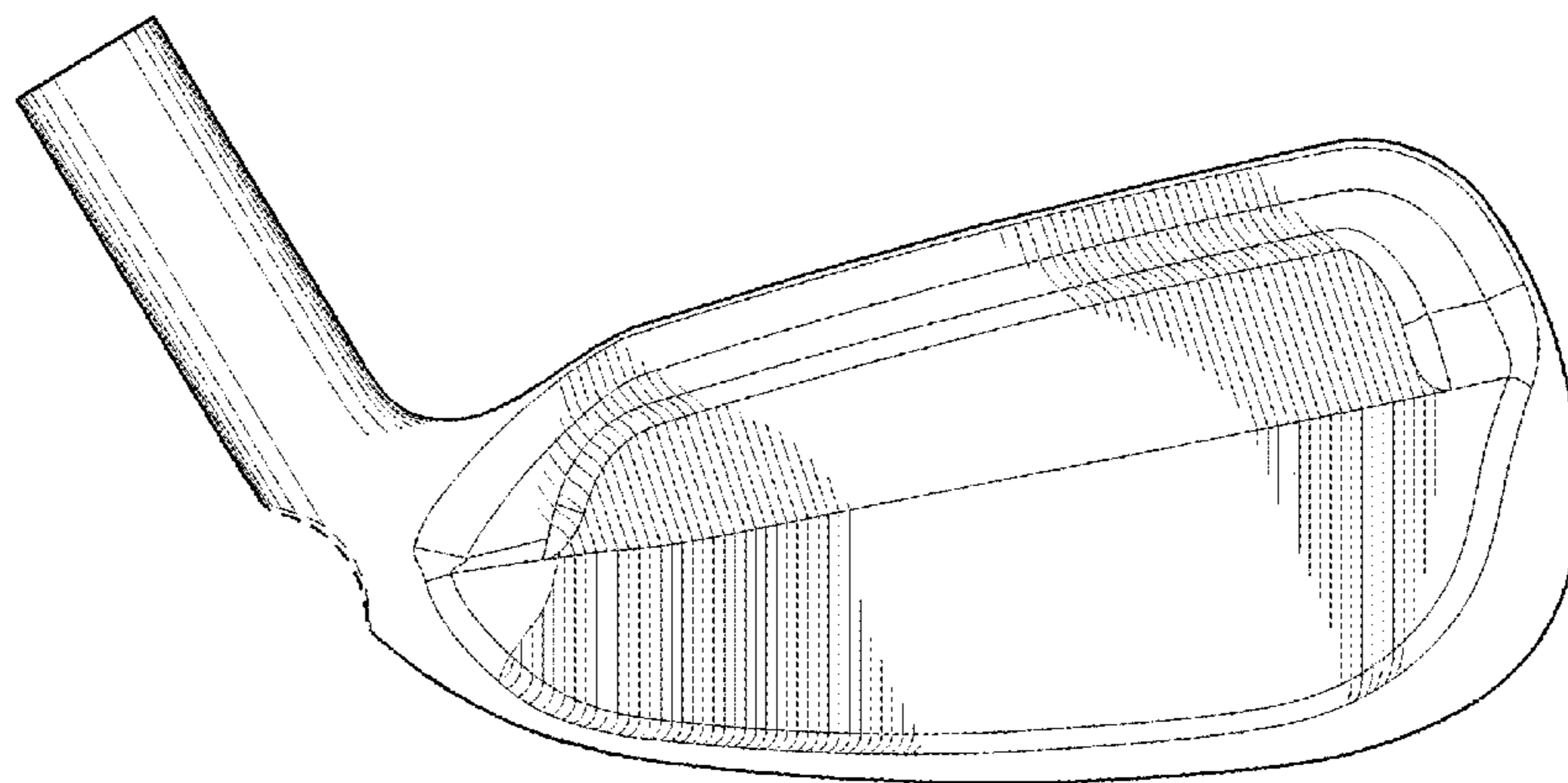
FIG. 1 is a top perspective view of a golf club head;  
FIG. 2 is a bottom perspective view of the golf club head of FIG. 1;  
FIG. 3 is a front view of the golf club head of FIG. 1;  
FIG. 4 is a rear view of the golf club head of FIG. 1;  
FIG. 5 is a top view of the golf club head of FIG. 1;  
FIG. 6 is a bottom view of the golf club head of FIG. 1;  
FIG. 7 is a left view of the golf club head of FIG. 1; and,  
FIG. 8 is a right view of the golf club head of FIG. 1.  
The broken lines shown in one or more of the figures are for illustrative purposes only and form no part of the claimed design.

(56) **References Cited**

U.S. PATENT DOCUMENTS

6,533,679	B1	3/2003	McCabe et al.
2003/0176232	A1	9/2003	Hasebe
2005/0009626	A1	1/2005	Imamoto
2011/0021285	A1	1/2011	Shimazaki
2013/0109500	A1	5/2013	Boyd et al.
2014/0329615	A1	11/2014	Roberts et al.
2014/0364248	A1	12/2014	Wahl et al.
2015/0165285	A1	6/2015	Stites et al.

**1 Claim, 4 Drawing Sheets**



(56)

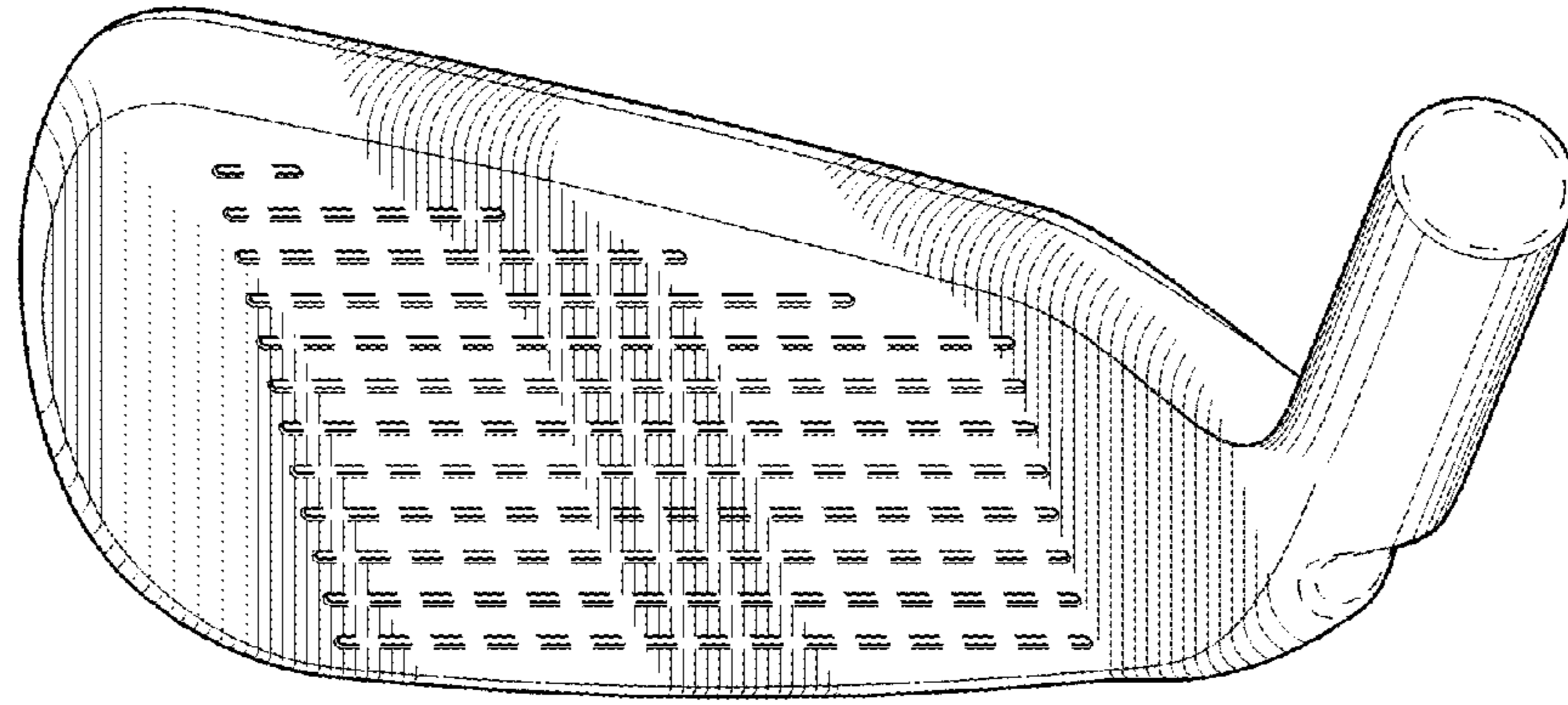
**References Cited**

FOREIGN PATENT DOCUMENTS

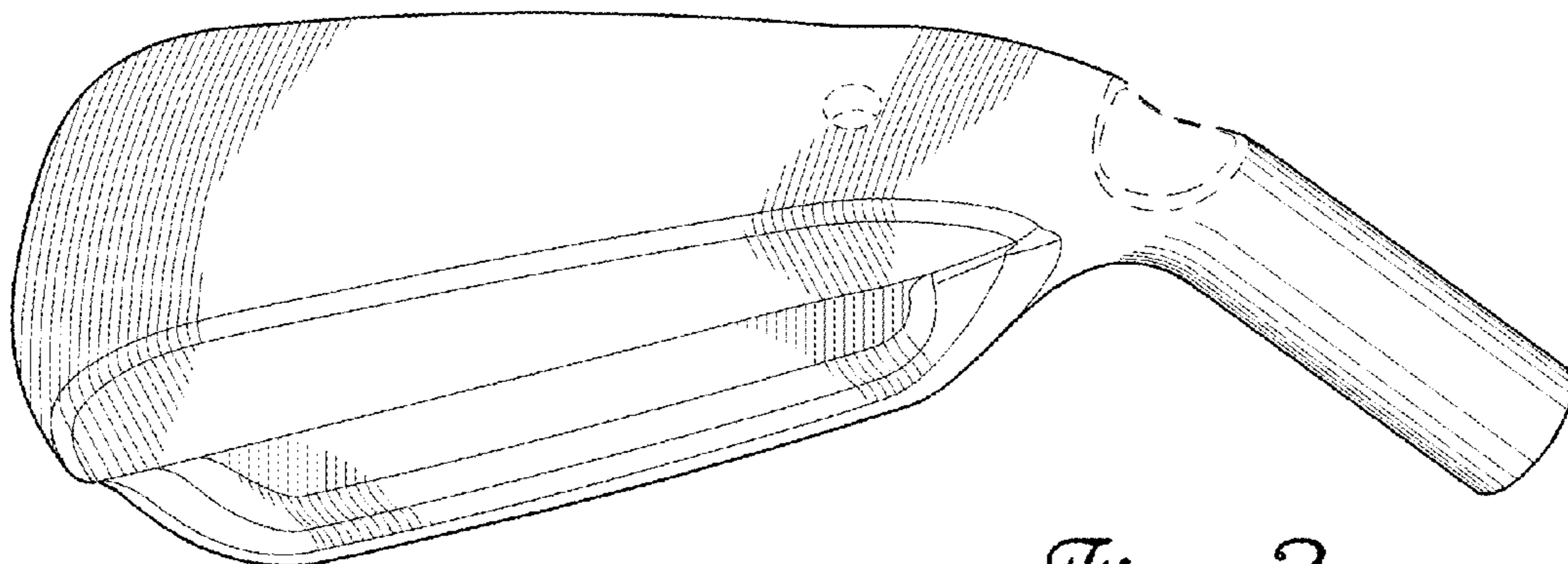
JP	2008054985	3/2008
JP	2010167131	8/2010
JP	5315577	10/2013
JP	5763701	8/2015
KR	30-0368182	12/2004

OTHER PUBLICATIONS

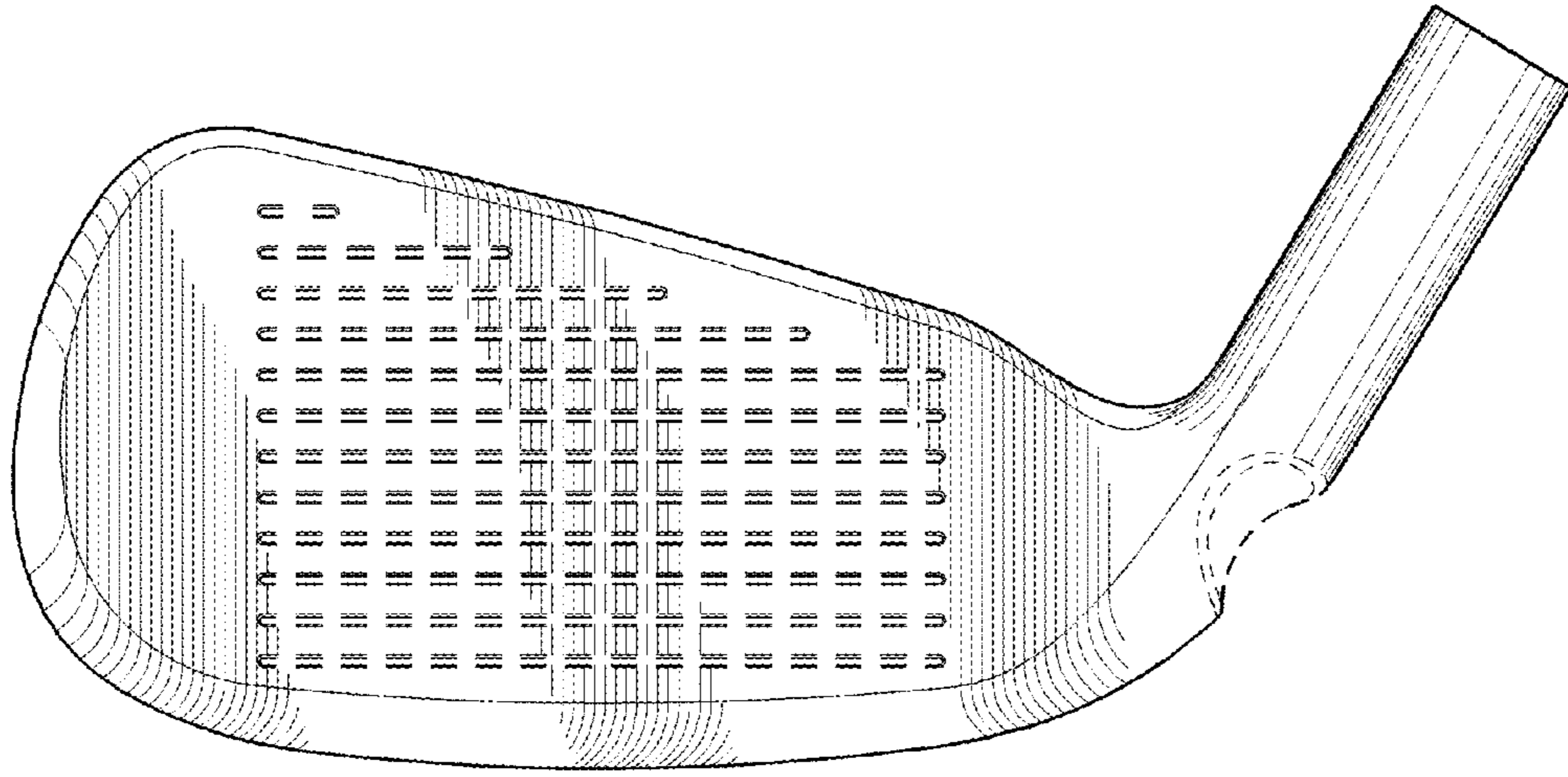
'Taylow Made Sldr Irons' Golf A Lot. May 5, 2014. Retrieved from the Internet. Retrieved on Oct. 15, 2015, URL: <<http://www.golfalot.com/equipment-news/taylormade-sldr-irons-2857.aspx>>.



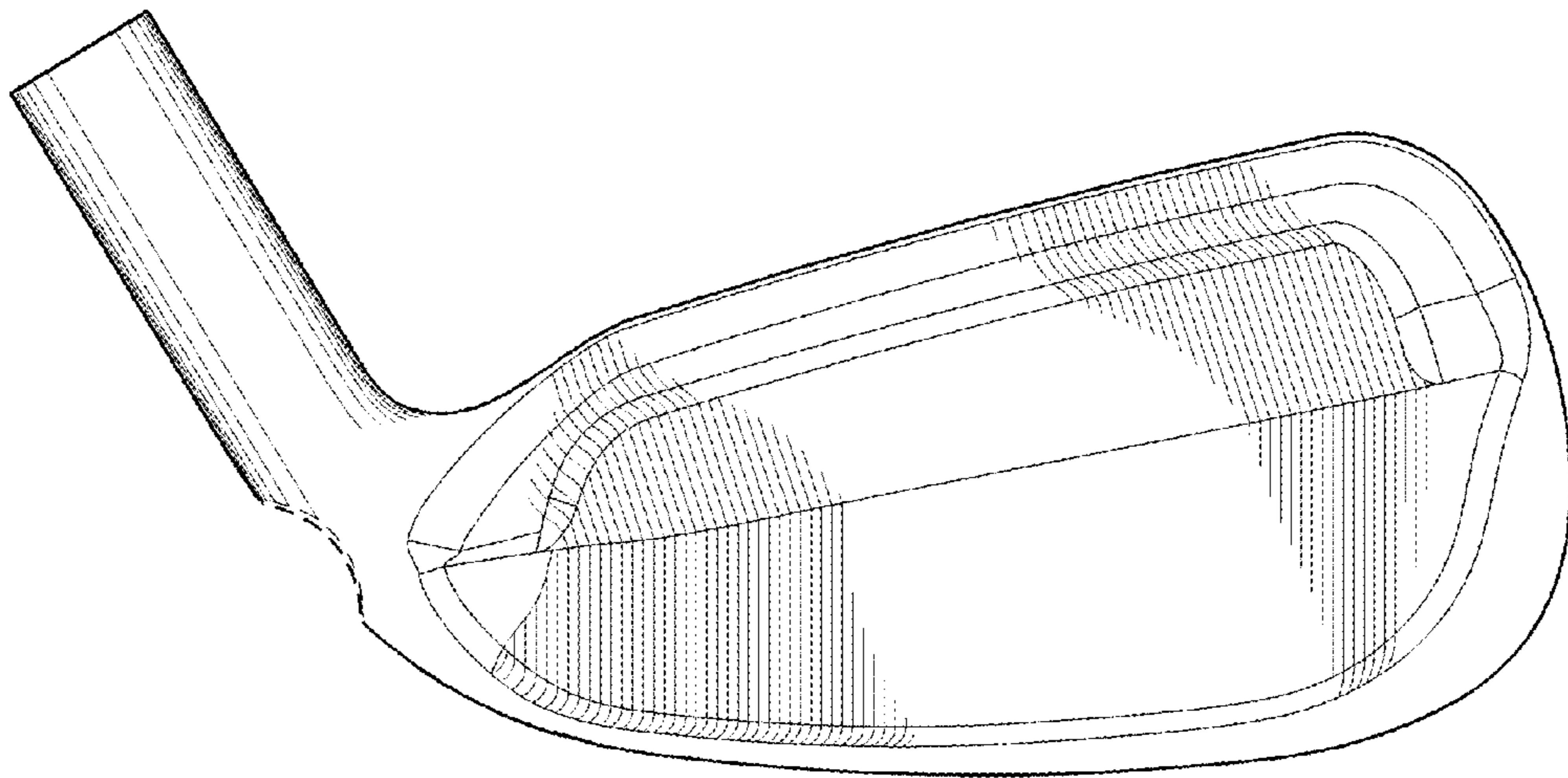
*Fig. 1*



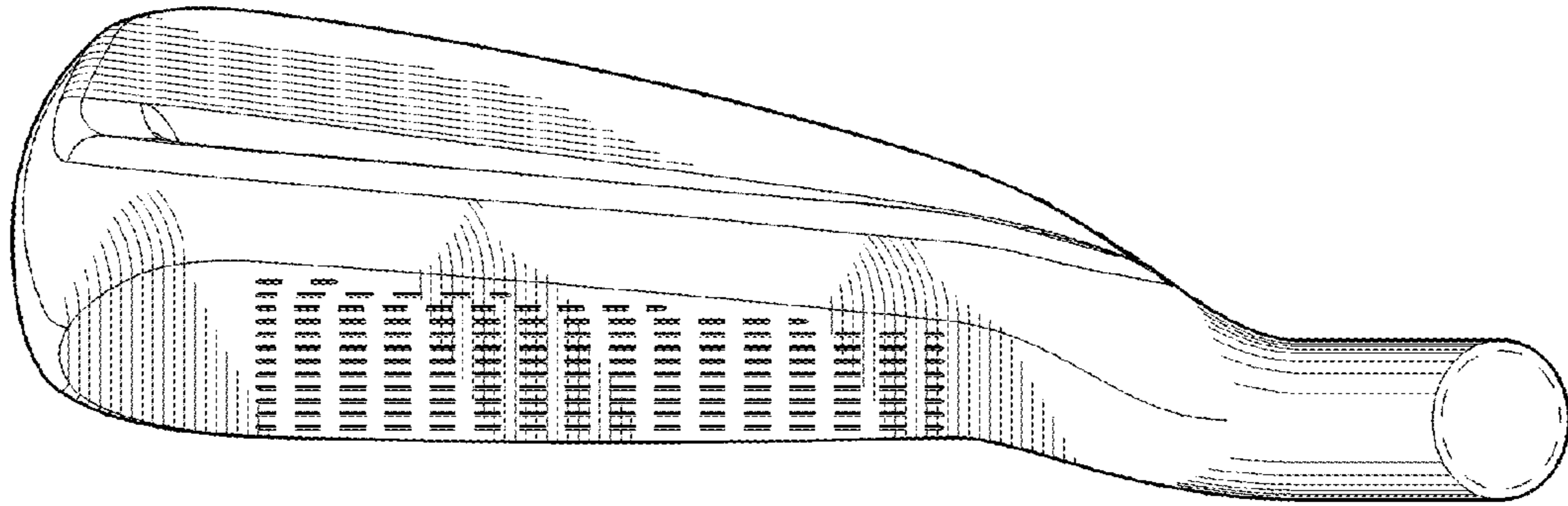
*Fig. 2*



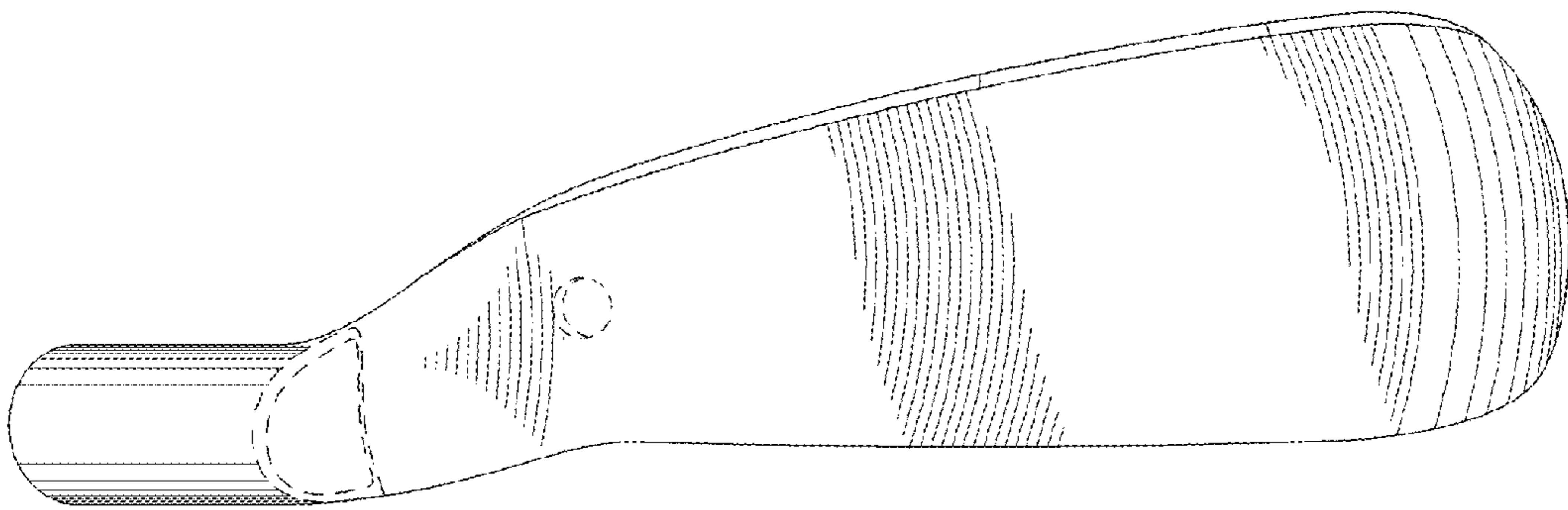
*Fig. 3*



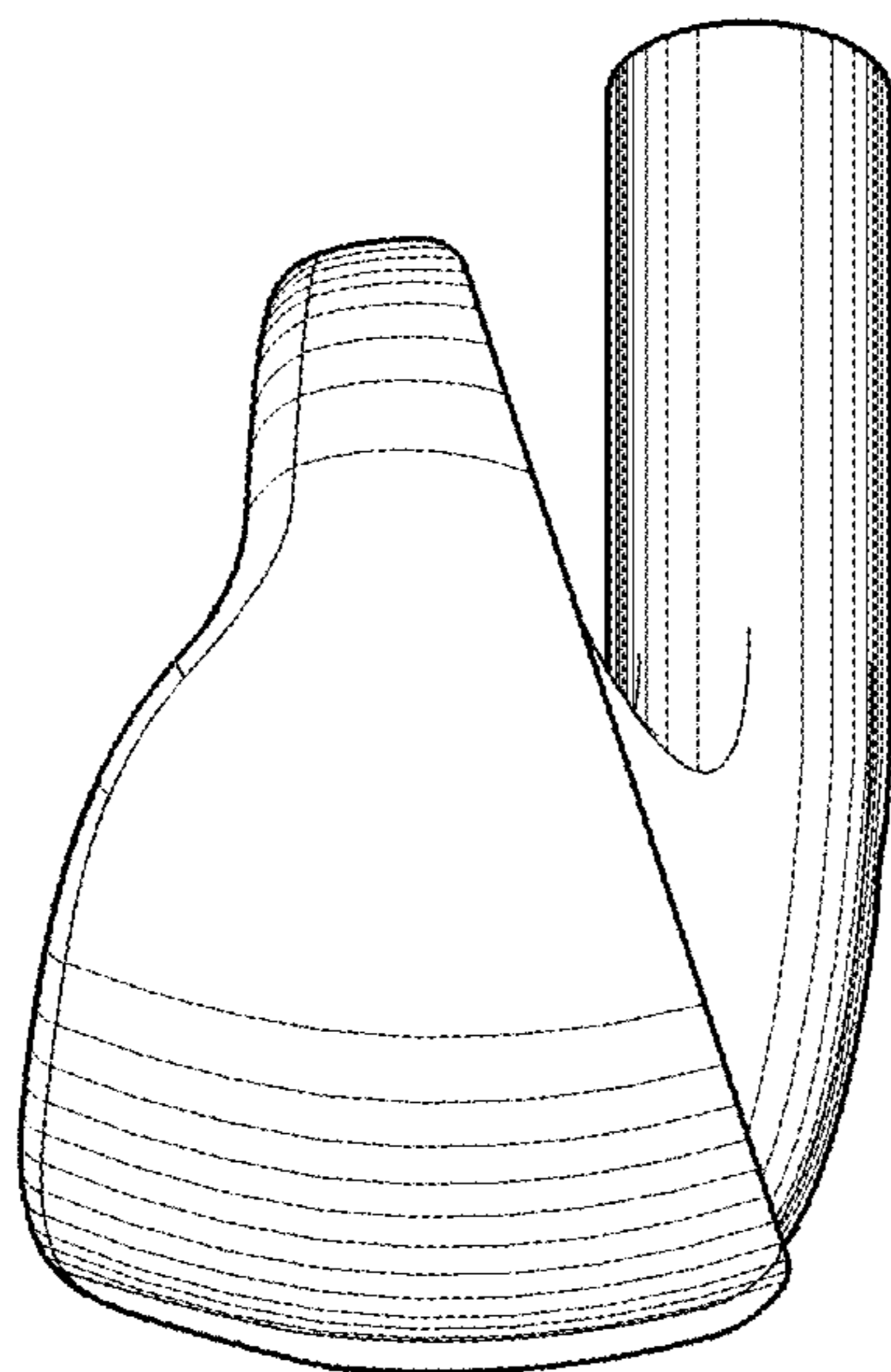
*Fig. 4*



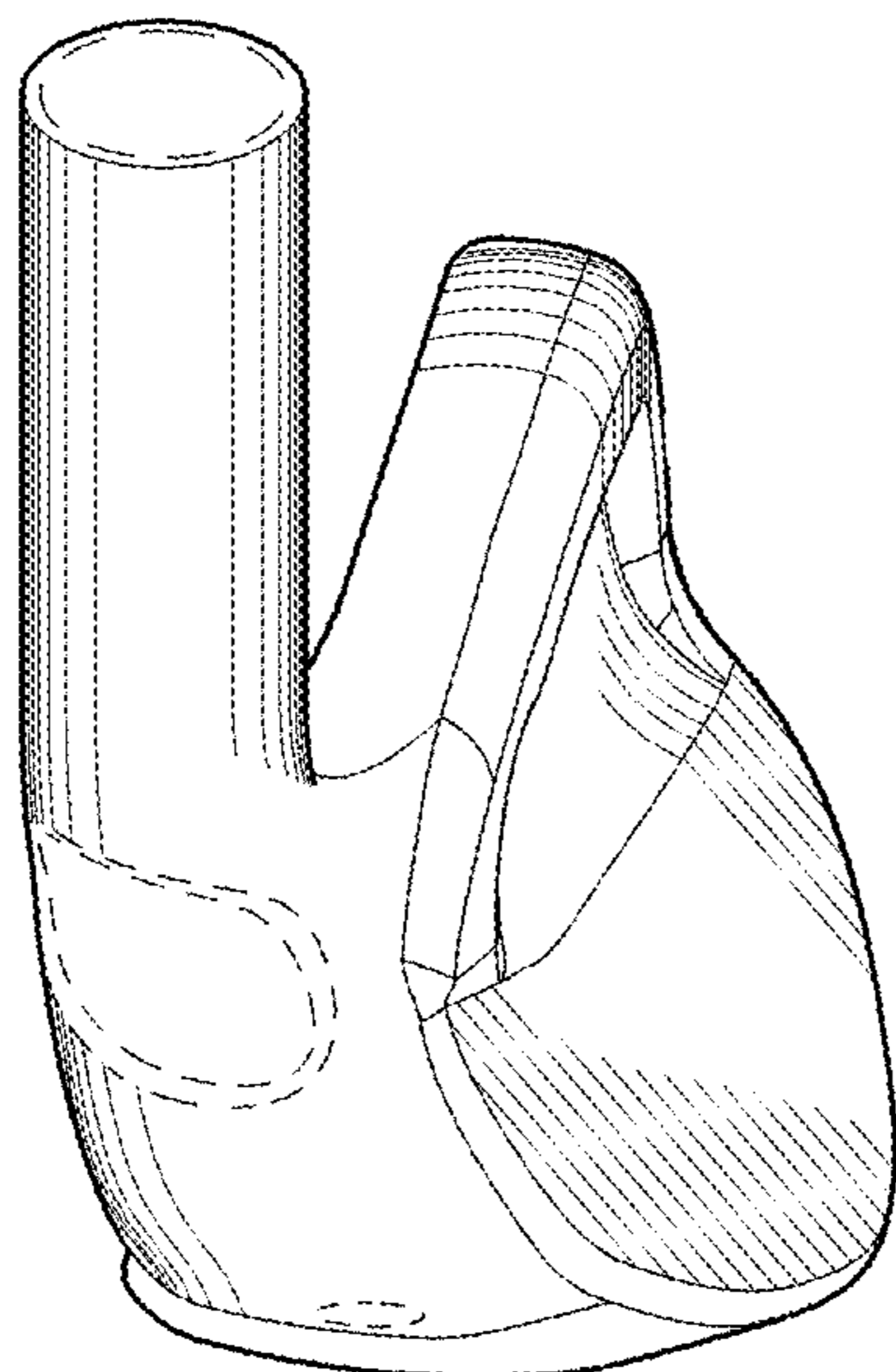
*Fig. 5*



*Fig. 6*



*Fig. 7*



*Fig. 8*